

May 2015 vs May 2016 Current Expense Revenue Comparison

Department Name	2015 Budget	Actual 5/31/2015	% 2015	2016 Budget	Actual 5/31/2016	% 2016	Actual dif 2014 vs 2015
WSU Extension	\$72,099	52,395	73%	\$35,000	4,000	11%	(48,395)
Assessor	210	-1	0%		3	0%	4
Auditor	619,892	258,238	42%	688,408	339,909	49%	81,671
Emergency Management	151,500	43,408		63,869	0	0%	(43,408)
Facilities & Grounds	10,000	1,251	13%	218,400	300	0%	(951)
Human Resources	0	0		0	0	0%	0
Clerk	342,891	103,231	30%	273,947	115,095	42%	11,864
Commissioners	500	0		0	0		
Central Operations	5,848	269	5%	68,754	165	0%	(105)
District Court	1,018,154	411,182	40%	980,896	468,372	48%	57,190
Community Development	1,553,550	603,409	39%	1,582,950	734,679	46%	131,271
Parks & Trails	45,040	7,926	18%	44,450	20,515	46%	12,589
Probation Services	313,742	103,864	33%	325,655	104,828	32%	964
Juvenile Facility	494,750	256,355	52%	608,094	257,140	42%	784
Prosecutor	384,386	103,889	27%	447,319	137,799	31%	33,910
Coroner	33,000	16,340	50%	39,000	15,220	39%	(1,120)
Sheriff	1,113,600	501,401	45%	1,214,709	292,776	24%	(208,625)
Indigent Defense	209,216	100,676	48%	146,526	33,915	23%	(66,761)
Superior Court	232,759	75,293	32%	278,592	100,167	36%	24,874
Treasurer	20,257,842	10,477,864	52%	23,593,768	11,210,652	48%	732,788
Indirect Payments from Other Funds	2,104,434	618,248	29%	2,157,908	522,865	24%	(95,383)
Totals	\$28,649,671	13,735,239	48%	\$32,768,245	\$14,358,400	44%	623,160

Treasurer Department - May 2015 vs May 2016 Comparison

Treasurer #001-260-000	2015 Budget	Actual 5/31/2015	% 2015	2016 Budget	Actual 5/31/2016	% 2016	Actual dif 2013 vs 2014
Property Taxes	\$10,826,052	6,001,034	55%	\$12,534,857	6,916,883	55%	915,849
Sales & Use Tax	3,900,000	1,703,800	44%	4,534,000	1,675,850	37%	(27,950)
Liquor Excise	238,000	73,390	31%	246,500	104,144	42%	30,754
Criminal Justice Taxes	1,212,000	546,254	45%	1,277,000	563,793	44%	17,539
Television Cable	425,000	0	0%	500,000	232,731	47%	232,731
Excise Taxes	85,000	69,833	82%	75,000	46,332	62%	(23,501)
Forest Excise Taxes	310,000	273,742	88%	400,000	213,101	53%	(60,641)
Entitlements & Impact Pymts	199,310	221,184	111%	204,000	0	0%	(221,184)
PUD Excise	575,000	0	0%	598,000	0	0%	0
City County Assistance	713,735	188,689	26%	782,996	221,666	28%	32,977
City of Tacoma-In Lieu	183,000	77,176	42%	185,000	61,433	33%	(15,743)
Fees & Charges	21,795	28,580	131%	87,000	40,210	46%	11,630
Penalty & Int Property	975,200	541,696	56%	1,074,200	594,181	55%	52,485
Investment Interest	86,515	35,445	41%	101,501	73,138	72%	37,693
Miscellaneous Income	47,235	895	2%	45,557	6,578	14%	5,683
DNR & State Timber Trust	460,000	716,146	156%	948,157	460,612	49%	(255,534)
Totals	\$20,257,842	10,477,864	52%	\$23,593,768	11,210,652	48%	732,788


Unaudited *Benchmark for May is 42%

May Eight Year Current Expense Specific Revenue Streams Comparison

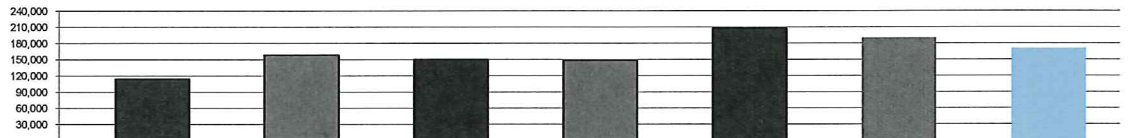
	5/31/2009	5/31/2010	5/31/2011	5/31/2012	5/31/2013	5/31/2014	5/31/2015	5/31/2016
Community Development Revenues	\$ 807,777	\$ 675,122	\$ 776,816	\$ 940,440	\$ 623,098	\$ 610,835	\$ 603,409	\$ 734,679
Current Expense Property Taxes Only	4,931,104	5,119,421	5,224,470	5,265,585	5,416,591	5,731,985	6,001,034	6,916,883
Current Expense Sales Tax Only	1,326,250	1,304,732	1,338,886	1,348,612	1,262,538	1,434,368	1,703,800	1,675,850
Criminal Justice Taxes/Entitlements	463,069	453,329	456,431	467,858	475,963	484,713	546,254	563,793

Eight Year Special Revenue Fund Taxes/Revenues Received Comparison

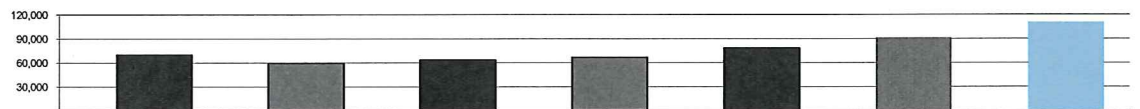
	5/31/2009	5/31/2010	5/31/2011	5/31/2012	5/31/2013	5/31/2014	5/31/2015	5/31/2016
Rural Sales & Use Tax Fund	\$ 192,388	\$ 184,127	\$ 188,949	\$ 194,432	\$ 184,764	\$ 195,350	\$ 219,169	\$ 222,354



Com Svcs-Homelessness Preven Filings	114,137	158,315	150,101	148,554	207,222	190,055	169,812	171,298
--------------------------------------	---------	---------	---------	---------	---------	---------	---------	---------

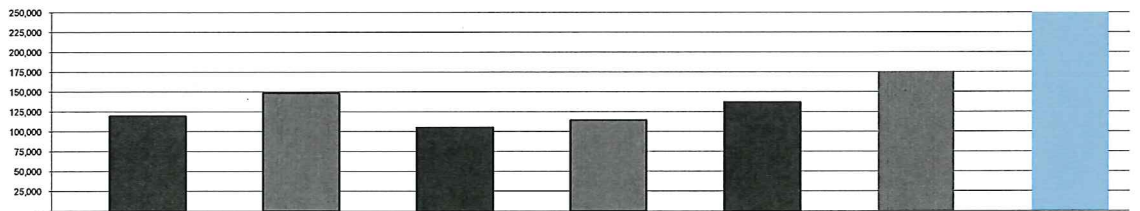


Lodging (Hotel/Motel) Tax	69,969	59,727	63,555	66,797	78,291	91,360	108,330	110,641
---------------------------	--------	--------	--------	--------	--------	--------	---------	---------



REET 1 Excise Tax Only	119,335	148,282	105,094	114,288	136,779	175,407	222,847	260,241
------------------------	---------	---------	---------	---------	---------	---------	---------	---------

REET 2 Excise Tax Only	119,335	148,282	105,094	114,288	136,779	175,407	222,847	260,241
------------------------	---------	---------	---------	---------	---------	---------	---------	---------



Unaudited

Desc	Bud	Type	YTD
Prop	(12,534,857.00)	1 Total	(6,916,883.38)
Sales Use	(4,534,000.00)	2 Total	(1,675,850.13)
Liquor excise	(246,500.00)	3 Total	(104,143.58)
Criminal Just	(1,277,000.00)	4 Total	(563,793.06)
FRANCHISE FEES	(500,000.00)	5 Total	(232,730.82)
Excise	(75,000.00)	6 Total	(46,332.25)
Forest Excise	(400,000.00)	7 Total	(213,100.79)
Entitlements	(204,000.00)	8 Total	-
PUD ex	(598,000.00)	9 Total	-
Assistance	(782,996.00)	10 Total	(221,665.99)
PILT	(185,000.00)	11 Total	(61,433.25)
Fee Charges	(87,000.00)	12 Total	(40,210.44)
Penalty and Int	(1,074,200.00)	13 Total	(594,180.70)
Interest	(101,501.00)	14 Total	(73,138.16)
Misc	(45,557.00)	15 Total	(6,577.70)
DNR & State Timber Trust	(948,157.00)	16 Total	(460,612.54)
	-	17 Total	-
	(23,593,768.00)	Grand Tot	(11,210,652.79)

Desc	Bud	Type	YTD
REAL & PERSONAL PROPERTY TAXES	(9,510,857.00)	1	(6,233,415.20)
DIVERTED COUNTY ROAD PROPERTY	(1,824,000.00)	1	-
ROAD DIVERSION	(1,200,000.00)	1	(683,468.18)
Prop	(12,534,857.00)	1 Total	(6,916,883.38)
LOCAL RETAIL SALES & USE TAX	(4,500,000.00)	2	(1,662,249.84)
LOCAL PUBLIC SAFETY-CITY	(34,000.00)	2	(13,600.29)
Sales Use	(4,534,000.00)	2 Total	(1,675,850.13)
LIQUOR/BEER EXCISE TAX	(40,000.00)	3	(50,876.14)
LIQUOR CONTROL BOARD PROFITS	(204,000.00)	3	(50,421.35)
LEASEHOLD EXCISE TAX	(2,500.00)	3	(2,846.09)
Liquor excise	(246,500.00)	3 Total	(104,143.58)
CRIMINAL JUSTICE	(550,000.00)	4	(208,887.51)
CRIMINAL JUSTICE- COUNTIES	(700,000.00)	4	(342,065.56)
CRIMINAL JST-MARIJUANA ENFORCE	-	4	(1,832.41)
ADULT COURT COST-JUVENILE OFFE	(6,000.00)	4	(2,250.65)
DUI - OTHER CRIMINAL JUSTICE A	(21,000.00)	4	(8,756.93)
Criminal Just	(1,277,000.00)	4 Total	(563,793.06)
FRANCHISE FEES	(500,000.00)	5	(232,730.82)
TELEVISION CABLE	-	5	-
FRANCHISE FEES	(500,000.00)	5 Total	(232,730.82)
LEASEHOLD EXCISE TAX	(25,000.00)	6	(21,176.11)
COUNTY TREASUR COLLECTION FEE	-	6	-
EXCISE FEE SHB 11316	-	6	-
TIMBER EXCISE TAX	(50,000.00)	6	(25,156.14)
Excise	(75,000.00)	6 Total	(46,332.25)
FOREST EXCISE TAX	(400,000.00)	7	(213,100.79)
Forest Excise	(400,000.00)	7 Total	(213,100.79)
PAYMENT IN LIEU OF TAX/B. OF L	(200,000.00)	8	-
DNR PILT NAP / NRCA	(4,000.00)	8	-
ROAD DIVERSION	-	8	-
Entitlements	(204,000.00)	8 Total	-
PUD PRIVILEGE TAX	(598,000.00)	9	-
PUD ex	(598,000.00)	9 Total	-
CITY-COUNTY ASSISTANCE	(782,996.00)	10	(221,665.99)
Assistance	(782,996.00)	10 Total	(221,665.99)
IN LIEU OF-CITY OF TACOMA	(185,000.00)	11	(61,433.25)
PILT	(185,000.00)	11 Total	(61,433.25)
TREASURERS' FEES	-	12	-
INTERFUND PYMT-MENTAL HEALTH	-	12	-
PAYMNT FOR SRVCS-MASON LK DIST	(450.00)	12	-
PAYMNT FOR SRVCS-ISLAND LK FND	(125.00)	12	-
CHARGES FOR SRVCS-MACECOM	(2,500.00)	12	-
RETURNED REMITTANCE(NSF) FEES	(1,800.00)	12	(930.00)
REET COLLECTION FEES	(57,500.00)	12	(24,921.73)
REET COLLECTIONS COSTS	(8,500.00)	12	(3,375.00)
TREAS. FIRE PROTECTION ASSESSM	(14,700.00)	12	(9,458.45)
TREAS OTHER WORD PROCESSING	(25.00)	12	(6.00)
COPY PRINTING	-	12	(19.26)
DATA PROCESSING SERVICES	(1,400.00)	12	(1,500.00)
Fee Charges	(87,000.00)	12 Total	(40,210.44)
PENALTY ON REAL & PERSONAL PRO	(350,000.00)	13	(175,858.54)
FAILURE TO LIST PERSONAL PROP	(14,000.00)	13	(5,918.37)
INTEREST ON DELINQUENT PR TAX	(650,000.00)	13	(326,121.71)
EXCISE TAX DELINQUENT INTEREST	(100.00)	13	(11.14)
GAMBLING TAX	(100.00)	13	-
TREASURER TAX FORECLOSURE TRUS	(60,000.00)	13	(86,270.94)
Penalty and Int	(1,074,200.00)	13 Total	(594,180.70)
INVESTMENT INTEREST	(95,000.00)	14	(67,536.91)
INVESTMENT SERVICE FEES(TREAS.	(5,000.00)	14	(3,955.01)
INT.ON CONT.NOTES-ACCTS.HELD,S	(1,000.00)	14	(1,434.03)
OTHER INTEREST INCOME	(500.00)	14	(212.21)
OTHER INTEREST EARNINGS	(1.00)	14	-
Interest	(101,501.00)	14 Total	(73,138.16)

Desc	Bud	Type	YTD
OTHER STATUTORY CERTIFYING & C	(5.00)	15	-
GAMBLING TAX PENALTY	(1,000.00)	15	(650.00)
LEASES-SPACE & FAC./ST FOREST	(21,000.00)	15	(5,519.29)
UNCLAIMED MONEY/PROCEEDS-SALES	(1,200.00)	15	-
PROCEEDS-SALE TAX TITLE PROP/R	-	15	-
INDIRECT CHARGESMENTAL HEALTH	(800.00)	15	-
OTHR WOOD PROCESSING, PRI, DUP	(18,000.00)	15	-
CASHIER'S OVERAGES AND SHORTAG	(10.00)	15	217.53
TAX DISTRIBUTION ROUNDING	(10.00)	15	34.34
OTHER MISCELLANEOUS REVENUES	(500.00)	15	-
DNR OTHER TRUST 2	(10.00)	15	(0.78)
DNR PILT NAP/NRCA	(10.00)	15	(0.78)
UNCLAIMED MONEY	-	15	-
LEASEHOLD EXCISE TAX INT-RD DIV	(1.00)	15	(0.14)
LEASEHOLD EXCISE TAX INTEREST	(1.00)	15	(1.01)
OTHER INTEREST EARNINGS	(10.00)	15	(5.17)
SPACE AND FACILITIES LEASES	(3,000.00)	15	(652.40)
Misc	(45,557.00)	15 Total	(6,577.70)
DNR OTHER TRUST 2	(100.00)	16	(6.56)
STATE DNR TIMBER TRUST REVENUE	(848,057.00)	16	(411,917.76)
STATE DNR TIMBER TRANSFER TRUS	-	16	-
DNR TIMBER TRUST 1	(100,000.00)	16	(48,688.22)
DNR & State Timber Trust	(948,157.00)	16 Total	(460,612.54)
RD.DIVERSION COMP, REFOREST, O	-	17	-
ROAD DIV/COMP RFST,OPEN SPACE	-	17	-
SALES TAX TITLE PROPERTY	-	17	-
TAX FORECLOSURE TRUST	-	17	-
CRIMINAL JUSTIC/CO PRT OF CITT	-	17	-
LEASEHOLD EXCISE TAX INTEREST	-	17	-
RD.DIVERSION LEASEHOLD EXCISE	-	17	-
LEASEHOLD EXCISE TAX INT RD DI	-	17	-
ROAD DIVERSION FRST EXCISE TAX	-	17	-
RD.DIVERS.ST.FOR.BRD.LAND-DNR-	-	17	-
TREASURER'S FEES-RECORDS SRCH	-	17	-
PUBLIC DISCLOSE PROCESS,PRINT	-	17	-
DATA PROCESSING SERVICES	-	17	-
PUBLIC DISCLOSURE CHGS SRVCS	-	17	-
RESOURCE / REVENUE ACCOUNTS	-	17	-
PENALTY-SPECIAL ASSESSMENTS	-	17	-
LEASEHOLD EXCISE TAX INTEREST	-	17	-
LEASEHLD EXCISE TAX INT RD DIV	-	17	-
ADMIN. FEE REBATE/LOCAL GOVT I	-	17	-
RD DIV/OTHER INT OR DIV EARNED	-	17	-
INTEREST ON ADVANCE TRAVEL	-	17	-
OTHER TAXES PENALTY / INTEREST	-	17	-
CHARGES FOR SRVCS-MENT HEALTH	-	17	-
INTEREST-SPECIAL ASSESSMENTS	-	17	-
RD.DIVERS.SPACE&FAC LEASES/LON	-	17	-
GIFTS/PLEDGES/GRANTS-PRIVATE	-	17	-
AGENCY TYPE DEPOSIT	-	17	-
OTHER NON-REV (SUSPENSE CLRG)	-	17	-
OTHER NON-REV/ROAD DIVERSION	-	17	-
NON-REVENUE REIMBURSE	-	17	-
	-	17 Total	-
	(23,593,768.00)	Grand Tot	(11,210,652.79)

May 2015 vs May 2016 Expenditure Comparison for Current Expense							
Department Name	2015 Budget	Actual 5/31/15	% 2015	2016 Budget	Actual 5/31/16	% 2016	Actual dif 2015 vs 2016
WSU Extension	\$ 278,071	\$ 85,160	31%	\$ 287,367	\$ 44,647	16%	(40,513)
Assessor	1,217,412	493,255	41%	1,280,555	522,901	41%	29,646
Auditor	1,207,763	452,562	37%	1,300,282	474,620	37%	22,058
Board of Equalization			#DIV/0!				0
Emergency Management	251,853	88,853	0%	271,368	100,718	37%	11,865
Facilities & Grounds	1,073,966	383,602	36%	1,142,322	454,173	40%	70,571
HR/ Risk Mngt	528,919	191,098	36%	561,234	202,244	36%	11,146
Civil Service	14,200	149	1%	-	-		(149)
Clerk	750,049	297,433	40%	812,754	330,455	41%	33,022
Commissioners	322,465	131,958	41%	342,640	135,611	40%	3,653
Central Operations	443,641	161,041	36%	655,351	200,799	31%	39,758
District Court	988,170	366,840	37%	1,024,069	401,687	39%	34,847
DCD-Bldng & Planning	1,589,272	546,092	34%	1,808,334	582,723	32%	36,631
Parks & Trails	476,245	189,842	40%	549,296	187,214	34%	(2,628)
Probation Services	801,865	280,600	35%	931,667	346,193	37%	65,594
Juvenile Facility	983,967	347,705	35%	927,350	336,665	36%	(11,040)
Prosecutor	1,672,200	568,811	34%	1,794,004	591,561	33%	22,749
Coroner	242,709	102,374	42%	254,872	114,416	45%	12,042
Sheriff	12,661,681	4,993,038	39%	13,566,825	5,263,663	39%	270,625
Courthouse Security	187,676	64,389	34%	192,434	63,923	33%	(465)
Indigent Defense	816,159	332,396	41%	863,146	392,642	45%	60,246
Superior Court	1,120,018	395,197	35%	1,218,858	384,754	32%	(10,443)
Treasurer	770,916	372,272	48%	815,366	419,002	51%	46,731
Non Departmental	2,274,143	629,237	28%	3,156,937	1,413,995	45%	784,758
Transfers Out to Other Funds	1,209,494	462,622	38%	2,909,948	609,980	21%	147,358
Totals	\$ 31,882,854	\$ 11,936,526	37%	\$ 36,666,979	\$ 13,574,587	37%	1,638,061
Unaudited *Benchmark for May is 42%							

Seven Year Financial Recap

Current Expense Recap	2009	2010	2011	2012	2013	2014	2015	2016
ER&R Interfund Loan Proceeds	\$ 2,000,000							
Account Receivable from Belfair Sewer								\$ 1,200,000
May Current Expense Cash	\$ 3,197,415	\$ 4,904,114	\$ 7,119,972	\$ 8,661,001	\$ 7,847,189	\$ 8,910,930	\$ 8,891,778	\$ 7,801,647
Adopted Budget on December 31st	\$ 28,804,614	\$ 26,364,294	\$ 29,461,656	\$ 30,689,687	\$ 29,983,557	\$ 33,809,280	\$ 36,198,316	\$ 40,787,973
Supplemental Appropriations	(1,003,298)	46,205	137,500	(270,144)	-	-	-	-
Total Budget including Supplementals	\$ 27,801,316	\$ 26,410,499	\$ 29,599,156	\$ 30,419,543	\$ 29,983,557	\$ 33,809,280	\$ 36,198,316	\$ 40,787,973
Budgeted Beginning Fund Balance	1,969,903	2,500,000	5,500,000	6,900,000	5,772,000	6,800,000	7,234,903	8,019,728
Budgeted Ending Fund Balance	2,190,562	2,948,078	4,753,997	5,177,239	4,589,592	5,239,165	4,315,462	4,120,994
Revenue Budgets	25,831,413	23,910,499	24,099,156	23,519,543	24,211,557	27,009,280	28,649,671	32,768,245
Revenues thru May of each year	\$ 10,818,916	\$ 11,176,243	\$ 11,149,674	\$ 11,030,673	\$ 11,367,455	\$ 13,277,274	\$ 13,735,240	\$ 14,358,400
Budgeted Revenues Received	42%	47%	46%	47%	47%	49%	48%	44%
Expenditure Budgets	25,610,754	23,462,421	24,845,159	25,242,304	25,393,965	28,570,115	31,882,854	36,666,979
Expenditures thru May of each year	\$ 9,516,603	\$ 8,859,639	\$ 9,358,257	\$ 9,075,908	\$ 9,915,467	\$ 10,352,652	\$ 11,936,377	\$ 13,574,587
Budgeted Expenditures Expended	37%	38%	38%	36%	39%	36%	37%	37%
Special Fund Cash Balances	5/31/2009	5/31/2010	5/31/2011	5/31/2012	5/31/2013	5/31/2014	5/31/2015	5/31/2016
Rural County Sales & Use Tax Fund (.09)	\$ 1,320,313	\$ 1,393,487	\$ 1,295,617	\$ 443,462	\$ 214,387	\$ 310,415	\$ 357,514	\$ 268,009
County Roads Fund	5,534,625	5,063,000	5,224,262	5,042,538	5,910,034	7,681,749	8,929,217	9,861,182
Historical Preservation Fund	79,085	88,608	94,606	91,087	94,622	81,506	58,727	47,791
Community Support Services Fund	766,189	680,677	359,468	435,144	549,733	262,622	265,523	474,950
Abatement/Repair/Demolition Fund	245,932	256,703	259,197	260,792	263,013	263,999	266,521	264,623
Reserve for Technology Fund	284,721	112,970	126,513	126,779	193,612	52,648	85,123	94,180
Cumulative Reserve/Insurance Fund	177,692	135,970	112,462	90,918	36,869	3,540	-	-
Reserve Legal #2 Fund	191,277	50,118	68,666	68,759	64,435	11,229	-	-
Reserve for Accrued Leave Fund	475,168	231,760	456,881	218,789	33,900	179,449	127,126	127,150
Trial Court Improvement Fund	44,568	83,711	94,266	122,637	77,076	58,016	92,130	57,386
Public Health Fund	176,541	384,347	115,641	213,115	163,269	281,643	370,347	259,355
Lodging (Motel/Hotel) Tax Fund	278,743	305,007	322,566	367,948	310,435	353,064	303,065	311,558
Capital Improvement / Reet 1 Fund	2,120,097	1,500,895	1,263,278	438,232	357,953	2,769,488	620,112	537,809
Capital Improvement / Reet 2 Fund	1,791,038	1,768,863	1,179,639	1,186,918	1,288,290	972,286	1,580,894	1,972,841
Equipment Rental & Revolving Fund	7,076,311	7,586,093	7,727,712	7,455,285	4,729,698	3,470,066	5,368,699	484,476
Unemployment Fund	232,111	241,296	222,530	166,489	210,080	164,770	123,620	158,015
Totals	\$ 20,794,411	\$ 19,883,505	\$ 18,923,304	\$ 16,728,892	\$ 14,497,406	\$ 16,916,492	\$ 18,548,616	\$ 14,919,324