



## Mason County Finance Committee Report

Submitted April 4, 2017 for Quarter Ending March 31, 2017

**Mason County Finance Committee**  
 Lisa Frazier, Mason County Treasurer  
 Karen Herr, Mason County Auditor  
 Terri Jeffreys, Mason County Commissioner

**RCW 36.48.070**

**County finance committee — Approval of investment policy and debt policy — Rules.**

The county treasurer, the county auditor, and the chair of the county legislative authority, ex officio, shall constitute the county finance committee. The county treasurer shall act as chair of the committee and the county auditor as secretary thereof. The committee shall keep a full and complete record of all its proceedings in appropriate books of record and all such records and all correspondence relating to the committee shall be kept in the office of the county auditor and shall be open to public inspection. The committee shall approve a county investment policy and a debt policy and shall make appropriate rules and regulations for the carrying out of the provisions of RCW 36.48.010 through 36.48.060, not inconsistent with law.

- 36.48.010                    Depositories to be designated by treasurer.
- 36.48.040                    Depositories to be designated by treasurer -- Deposited funds deemed in county
- 36.48.050                    Depositories to be designated by treasurer -- Treasurer's liability and bond additional.
- 36.48.060                    Definition -- "Financial institution."

**CE CASH BALANCE AS OF**

<b>March 31, 2017</b>	<b>\$ 2,597,430.50</b>	
13th Month 2016	\$ 3,568,011.64	13th Month Warrants \$820,688.94
December 31, 2016	\$ 4,388,700.58	
September 30, 2016	\$ 4,165,197.52	
June 30, 2016	\$ 6,516,529.77	
March 31, 2016	\$ 4,721,185.83	
13th Month 2015	\$ 7,294,753.33	1.2 Million Correction Interfund Loan Restatement
December 31, 2015	\$ 8,494,753.33	*Included 13th Month (Corrected)
December 31, 2014	\$ 8,038,298.93	*Included 13th Month
December 31, 2013	\$ 6,754,020.96	*Included 13th Month
December 31, 2012	\$ 6,395,200.44	*Included 13th Month
December 31, 2011	\$ 6,706,236.26	*Included 13th Month

**CASH & INVESTMENTS**

TREASURER'S REGULAR CHECKING ACCOUNT COLUMBIA BANK	\$ 16,677,706.41
IMPREST ACCOUNTS	\$ 56,250.00
TREASURER'S INVESTED FUNDS TOTAL (see breakdown below)	\$ 131,363,463.48

**TOTAL CASH & INVESTMENTS AS OF March 31, 2017**

	\$ 148,097,419.89	2/28/2017	2/28/2017		
		COST	MARKET VALUE	GAIN/LOSS	PORTFOLIO %
<b>INVESTMENT PORTFOLIO</b>	\$ 131,363,463.48	\$131,319,103.63	\$ (44,359.85)		100.00%
FEDERAL HOME LOAN BANK (FHLB)	\$ 1,248,053.50	\$ 1,223,025.00	\$ (25,028.50)		0.95%
FEDERAL FARM CREDIT (FFCB)	\$ 1,367,241.39	\$ 1,367,704.20	\$ 462.81		1.04%
FEDERAL NATIONAL MORTGAGE COMPANY (FNMA)	\$ 2,358,362.60	\$ 2,345,178.70	\$ (13,183.90)		1.80%
FEDERAL HOME LOAN MORTGAGE COMPANY (FHLMC)	\$ 249,575.00	\$ 247,125.00	\$ (2,450.00)		0.19%
FINANCING CORPORATION COUPONS (FICO)	\$ 337,391.87	\$ 345,179.98	\$ 7,788.11		0.26%
(TREAS DAILY CASH) WA STATE LGIP	\$ 31,611,672.17	\$ 31,611,672.17	\$ -		24.06%
(CO DEPARTMENTS/TAXING DISTRICTS) WA STATE LGIP	\$ 93,191,854.45	\$ 93,191,854.45	\$ -		70.94%
SAVINGS/ KEY BANK MONEY MARKET	\$ 250,000.00	\$ 250,000.00	\$ -		0.19%
CERTIFICATE OF DEPOSIT - WELLS FARGO	\$ 250,000.00	\$ 245,882.91	\$ (4,117.09)		0.19%
CERTIFICATE OF DEPOSIT - FIRST FINANCIAL NW	\$ 249,812.50	\$ 246,824.90	\$ (2,987.60)		0.19%
CERTIFICATE OF DEPOSIT - 1ST SECURITY BANK OF WA	\$ 249,500.00	\$ 244,656.32	\$ (4,843.68)		0.19%
REGISTERED WARRANTS (INT RATE 2.48%)	\$ -	\$ -	\$ -		0.00%
					Debt Policy Approved

**BENCHMARK: 90 Day T-Bill Rate**

Savings	March 31, 2017	0.91%
State Pool Rate	March 31, 2017	0.02%
Market Rate Yield Agency/Treasury	March 31, 2017	0.70%
	March 31, 2017	1.06%

**HISTORIC LGIP POOL RATES**

Fed Rate: .00% - .75%	2007-2011	5.15% - .13%
	2012-2013	.22% - .10%
	2014-2015	.11% - .26%
	2016-2017	0.26% - 0.91%

Detailed Agency/Treasury and LGIP Statements *attached for reference*

INVESTMENT INTEREST COLLECTIONS					
YEAR	BUDGETED			COLLECTED	DIFFERENCE
2011	\$ 100,000.00			\$ 72,001.37	\$ (27,998.63)
2012	\$ 50,000.00			\$ 64,282.53	\$ 14,282.53
2013	\$ 50,000.00			\$ 75,674.21	\$ 25,674.21
2014	\$ 65,000.00			\$ 91,522.98	\$ 26,522.98
2015	\$ 80,000.00			\$ 87,673.75	\$ 7,673.75
2016	\$ 95,000.00			\$ 208,126.56	\$ 113,126.56
2017 through 3/31/17	\$ 150,000.00			\$ 58,165.83	\$ (91,834.17)

TREASURER'S BANKING COSTS					
YEAR	BANK OF AMERICA	COLUMBIA BANK	BONY MELLON	YEAR PD	DIFF PRIOR YR
2011	\$ 40,033.52			2012	
2012	\$ 54,018.57			2013	\$ 13,985.05
2013	\$ 42,524.96			2014	\$ (11,493.61)
2014	\$ 47,984.01			2015	\$ 5,459.05
2015	\$ 67,966.57			2016	\$ 19,982.56
2016	\$ 19,464.41	\$ 9,427.86	\$ 1,538.00	2016	\$ (37,536.30)
2017 through 2/28/17	\$ -	\$ 1,740.00	\$ 404.00	2017	\$ (28,286.27)

Monthly Banking Fee Charges *attached for reference*

**Finance Committee Business**

**OLD BUSINESS:**

Cash Handling Policy and Procedures - Pending

**Mason County Debt Refinancing**

Northwest Municipal Advisors - Alan Dashen & Scott Bauer - Debt Refinance

**NEW BUSINESS:**

None

Respectfully Submitted:

*Elisabeth (Lisa) Frazier*

---

Mason County Treasurer





Mason County Treasurer  
 Elisabeth (Lisa) Frazier  
 PO Box 429, 411 N 5th Street  
 Shelton, WA 98584  
 360-427-9670 ext 475

Financial Statement  
 March 2017

**001.000000.000.000 CURRENT EXPENSE FUND**

**Beginning Cash Balance** **\$1,838,987.59**

Tax Collections	\$970,926.15
Accounts Receivable/Misc Receipts	\$2,323,328.22
Transfers In	\$0.00

**Total Revenue** **\$3,294,254.37**

Accounts Payable/Warrants	\$2,535,811.46
Transfers Out	\$0.00

**Total Expense** **\$2,535,811.46**

**Ending Cash Balance** **\$2,597,430.50** ✓

	<b>Investment Activity</b>	
<b>3/1/2017</b>	<b>Beginning Investments Balance</b>	<b>\$0.00</b>
	Investments Acquired	\$0.00
	Investments Sold	\$0.00
<b>3/31/2017</b>	<b>Ending Investments Balance</b>	<b>\$0.00</b>


**Total Cash and Investments** **\$2,597,430.50**

04/04/2017 15:38  
Emf

Mason County  
ACCOUNT TRIAL BALANCE FOR FY17/JAN TO MAR  
FUND

P 1  
glatrbal

ACCOUNT NAME	BEG. BALANCE	DEBITS	CREDITS	NET CHANGE	END BALANCE
001.000000.000.000.000.00.111100.0000.00.					
CASH	4,388,700.58				
1 19 APP 01/04/17 PLH		.00	137,191.50	-137,191.50	
1 23 APP 01/04/17 PLH		.00	12,866.76	-150,058.26	
1 39 APP 01/04/17 VOID		4,938.43	.00	-145,119.83	
1 68 PRJ 01/10/17 RUN: WARRANT:		.00	1,132,136.05	-1,277,255.88	
1 86 APP 01/06/17 VOID		8,937.75	.00	-1,268,318.13	
1 138 GCR 01/06/17 REV Cash		318,140.75	.00	-950,177.38	
1 141 APP 01/11/17 PLH		.00	177,255.12	-1,127,432.50	
1 206 APP 01/13/17 PLH		.00	235,780.76	-1,363,213.26	
1 253 APP 01/17/17 PLH		.00	174,641.73	-1,537,854.99	
1 281 GCR 01/13/17 REV Cash		15,077.80	.00	-1,522,777.19	
1 288 APP 01/18/17 PLH		.00	80,108.41	-1,602,885.60	
1 289 APP 01/18/17 PLH		.00	50,129.76	-1,653,015.36	
1 291 APP 01/18/17 VOID		7,960.00	.00	-1,645,055.36	
1 326 PRJ 01/25/17 RUN: WARRANT:		.00	871,092.59	-2,516,147.95	
1 354 GCR 01/20/17 REV Cash		.00	31,964.21	-2,548,112.16	
1 380 APP 01/25/17 PLH		.00	220,331.80	-2,768,443.96	
1 407 APP 01/25/17 PLH		.00	47,917.92	-2,816,361.88	
1 485 GCR 01/27/17 REV Cash		143,927.26	.00	-2,672,434.62	
1 518 APP 01/30/17 VOID		3,000.00	.00	-2,669,434.62	
1 566 APP 01/31/17 PLH		.00	55,832.06	-2,725,266.68	
1 573 GCR 01/31/17 REV Cash		919,244.17	.00	-1,806,022.51	
2 58 GCR 02/03/17 REV Cash		153,372.91	.00	-1,652,649.60	
2 111 PRJ 02/10/17 RUN: WARRANT:		.00	1,211,299.15	-2,863,948.75	
2 137 APP 02/08/17 PLH		.00	156,242.56	-3,020,191.31	
2 223 APP 02/14/17 PLH		.00	89,416.61	-3,109,607.92	
2 224 GCR 02/10/17 REV Cash		96,261.34	.00	-3,013,346.58	
2 338 APP 02/21/17 PLH		.00	72,408.44	-3,085,755.02	
2 341 PRJ 02/24/17 RUN: WARRANT:		.00	835,058.51	-3,920,813.53	
2 342 GCR 02/17/17 REV Cash		157,535.55	.00	-3,763,277.98	
2 375 APP 02/23/17 PLH		.00	105,267.99	-3,868,545.97	
2 449 GCR 02/24/17 REV Cash		510,414.03	.00	-3,358,131.94	
2 468 GCR 02/28/17 REV Cash		808,418.95	.00	-2,549,712.99	
3 85 GCR 03/03/17 REV Cash		174,413.25	.00	-2,375,299.74	
3 87 PRJ 03/10/17 RUN: WARRANT:		.00	1,093,540.80	-3,468,840.54	
3 101 APP 03/07/17 PLH		.00	164,300.32	-3,633,140.86	
3 195 GCR 03/10/17 REV Cash		306,793.39	.00	-3,326,347.47	
3 212 APP 03/14/17 PLH		.00	158,885.93	-3,485,233.40	
3 226 PRH 03/16/17 RUN: T WARRANT: 1284		.00	624.58	-3,485,857.98	
3 313 GCR 03/17/17 REV Cash		386,336.35	.00	-3,099,521.63	
3 319 PRJ 03/24/17 RUN: WARRANT:		.00	813,686.14	-3,913,207.77	
3 374 APP 03/22/17 PLH		.00	304,829.52	-4,218,037.29	
3 434 GCR 03/24/17 REV Cash		1,168,508.93	.00	-3,049,528.36	
3 451 APP 03/28/17 VOID		307.46	.00	-3,049,220.90	
3 476 APM 03/28/17		.00	37.45	-3,049,258.35	
3 866 APM 03/31/17		.00	214.18	-3,049,472.53	
3 872 GCR 03/31/17 REV Cash		1,258,202.45	.00	-1,791,270.08	
001-111100	4,388,700.58	6,441,790.77	8,233,060.85	-1,791,270.08	2,597,430.50





Mason County Treasurer  
 Elisabeth (Lisa) Frazier  
 PO Box 429, 411 N 5th Street  
 Shelton, WA 98584  
 360-427-9670 ext 475

Financial Statement  
 March 2017

**800.000000.000.000 TREASURER'S DAILY CASH**

<b>Beginning Cash Balance</b>		<b>\$2,031,702.42</b>
Tax Collections	\$0.00	
Accounts Receivable/Misc Receipts	\$0.00	
Transfers In	\$6,820,000.00	
<b>Total Revenue</b>	<b>\$6,820,000.00</b>	
Accounts Payable/Warrants	\$0.00	
Transfers Out	\$20,038,277.49	
<b>Total Expense</b>	<b>\$20,038,277.49</b>	
<b>Ending Cash Balance</b>		<b>-\$11,186,575.07</b>

Investment Activity		
3/1/2017	Beginning Investments Balance	\$24,953,331.54
	Investments Acquired	\$20,038,277.49
	Investments Sold	\$6,820,000.00
3/31/2017	Ending Investments Balance	\$38,171,609.03 ✓

**Total Cash and Investments \$26,985,033.96**

11:45 AM

04/05/17

Accrual Basis

**Mason County Treasurer's Office**  
**MONTHLY INVESTMENT - TREASURER**  
**As of March 31, 2017**

Date	Num	Name	Memo	Split	Amount	Balance
<b>STATE POOL INVESTMENT LEDGER</b>						24,953,331.54
<b>800000010 - TDC - STATE POOL</b>						18,393,394.68
03/10/2017	33085	INV INTEREST	FEE \$0 INT \$10379.83	Interest Earned		18,393,394.68
03/01/2017	WIRE	INVESTMENT AC...		Inv Deposit	8,400,000.00	26,793,394.68
03/13/2017	WIRE	INVESTMENT AC...		Inv Deposit	1,324,000.00	28,117,394.68
03/14/2017	WIRE	INVESTMENT AC...		Inv Deposit	355,000.00	28,472,394.68
03/15/2017	WIRE	INVESTMENT AC...		Inv Deposit	646,000.00	29,118,394.68
03/16/2017	WIRE	INVESTMENT AC...		Inv Deposit	3,990,000.00	33,108,394.68
03/21/2017	WIRE	INVESTMENT AC...		Inv Deposit	370,000.00	33,478,394.68
03/24/2017	WIRE	INVESTMENT AC...		Inv Deposit	1,554,000.00	35,032,394.68
03/28/2017	WIRE	INVESTMENT AC...		Inv Deposit	400,000.00	35,432,394.68
03/29/2017	WIRE	INVESTMENT AC...		Inv Deposit	1,007,277.49	36,439,672.17
03/30/2017	WIRE	INVESTMENT AC...		Inv Deposit	850,000.00	37,289,672.17
03/31/2017	WIRE	INVESTMENT AC...		Inv Deposit	1,142,000.00	38,431,672.17
03/03/2017	WIRE	INVESTMENT LIQ...		Inv Withdrawl	-2,250,000.00	36,181,672.17
03/06/2017	WIRE	INVESTMENT LIQ...		Inv Withdrawl	-3,368,000.00	32,813,672.17
03/07/2017	WIRE	INVESTMENT LIQ...		Inv Withdrawl	-716,000.00	32,097,672.17
03/08/2017	WIRE	INVESTMENT LIQ...		Inv Withdrawl	-236,000.00	31,861,672.17
03/09/2017	WIRE	INVESTMENT LIQ...		Inv Withdrawl	-250,000.00	31,611,672.17
Total 800000010 - TDC - STATE POOL					13,218,277.49	31,611,672.17
<b>800000020 - TDC - SAVINGS</b>						250,000.00
Total 800000020 - TDC - SAVINGS						250,000.00
<b>800000030 - TDC - AGENCY BONDS</b>						6,309,936.86
Total 800000030 - TDC - AGENCY BONDS						6,309,936.86
Total STATE POOL INVESTMENT LEDGER					13,218,277.49	38,171,609.03
<b>TOTAL</b>					<b>13,218,277.49</b>	<b>38,171,609.03</b>

8

## Mason County Treasurer's Office Account QuickReport As of March 31, 2017

Type	Date	Num	Name	Memo	Split	Amount	Balance
<b>STATE POOL INVESTMENT LEDGER</b>							130,482,400.53
<b>103 - RURAL CO SALES &amp; USE TAX</b>							446,296.33
General Journal	01/17/2017	31845	INV INTEREST	FEE \$8.70 INT ...	Interest Earned		446,296.33
General Journal	01/24/2017	WIRE	INVESTMENT LIQUI...		Inv Withdrawl	-400,856.75	45,439.58
General Journal	02/08/2017	32397	INV INTEREST	FEE \$9.17 INT ...	Interest Earned		45,439.58
General Journal	02/09/2017	WIRE	INVESTMENT ACQUI...		Inv Deposit	47,790.45	93,230.03
General Journal	02/22/2017	WIRE	INVESTMENT LIQUI...		Inv Withdrawl	-16,825.70	76,404.33
General Journal	03/10/2017	33085	INV INTEREST	FEE \$1.82 INT ...	Interest Earned		76,404.33
General Journal	03/15/2017	WIRE	INVESTMENT ACQUI...		Inv Deposit	57,693.92	134,098.25
Total 103 - RURAL CO SALES & USE TAX						-312,198.08	134,098.25
<b>104 - AUDITOR'S O &amp; M</b>							148,438.41
General Journal	01/17/2017	31845	INV INTEREST	FEE \$3.19 INT ...	Interest Earned		148,438.41
General Journal	02/08/2017	32397	INV INTEREST	FEE \$3.97 INT ...	Interest Earned		148,438.41
General Journal	03/10/2017	33085	INV INTEREST	FEE \$3.59 INT ...	Interest Earned		148,438.41
Total 104 - AUDITOR'S O & M						0.00	148,438.41
<b>105 - COUNTY ROAD</b>							753,650.46
General Journal	01/17/2017	31845	INV INTEREST	FEE \$16.20 IN...	Interest Earned		753,650.46
General Journal	02/08/2017	32397	INV INTEREST	FEE \$20.17 IN...	Interest Earned		753,650.46
General Journal	03/10/2017	33085	INV INTEREST	FEE \$18.22 IN...	Interest Earned		753,650.46
Total 105 - COUNTY ROAD						0.00	753,650.46
<b>106 - PATHS &amp; TRAILS RESERVE</b>							165,000.00
General Journal	01/17/2017	31845	INV INTEREST	FEE \$3.55 INT ...	Interest Earned		165,000.00
General Journal	02/08/2017	32397	INV INTEREST	FEE \$4.42 INT ...	Interest Earned		165,000.00
General Journal	03/10/2017	33085	INV INTEREST	FEE \$3.99 INT ...	Interest Earned		165,000.00
Total 106 - PATHS & TRAILS RESERVE						0.00	165,000.00
<b>109 - ELECTION EQUIP HOLDING</b>							215,000.00
General Journal	01/17/2017	31845	INV INTEREST	FEE \$4.62 INT ...	Interest Earned		215,000.00
General Journal	02/08/2017	32397	INV INTEREST	FEE \$5.75 INT ...	Interest Earned		215,000.00
General Journal	03/10/2017	33085	INV INTEREST	FEE \$5.20 INT ...	Interest Earned		215,000.00
Total 109 - ELECTION EQUIP HOLDING						0.00	215,000.00
<b>118 - ABATEMENT REPAIR &amp; DEMO</b>							266,473.20
General Journal	01/17/2017	31845	INV INTEREST	FEE \$5.73 INT ...	Interest Earned		266,473.20
General Journal	02/08/2017	32397	INV INTEREST	FEE \$7.13 INT ...	Interest Earned		266,473.20
General Journal	02/09/2017	WIRE	INVESTMENT ACQUI...		Inv Deposit	108.79	266,581.99
General Journal	03/10/2017	33085	INV INTEREST	FEE \$6.44 INT ...	Interest Earned		266,581.99
General Journal	03/15/2017	WIRE	INVESTMENT ACQUI...		Inv Deposit	257.92	266,839.91
Total 118 - ABATEMENT REPAIR & DEMO						366.71	266,839.91
<b>119 - RESERVE FOR TECHNOLOGY</b>							98,374.47
General Journal	01/17/2017	31845	INV INTEREST	FEE \$1.76 INT ...	Interest Earned		98,374.47
General Journal	01/24/2017	WIRE	INVESTMENT ACQUI...		Inv Deposit	3,562.22	101,936.69
General Journal	02/08/2017	32397	INV INTEREST	FEE \$2.66 INT ...	Interest Earned		101,936.69
General Journal	02/09/2017	WIRE	INVESTMENT ACQUI...		Inv Deposit	33.48	101,970.17
General Journal	03/10/2017	33085	INV INTEREST	FEE \$2.47 INT ...	Interest Earned		101,970.17
General Journal	03/15/2017	WIRE	INVESTMENT ACQUI...		Inv Deposit	97.30	102,067.47
Total 119 - RESERVE FOR TECHNOLOGY						3,693.00	102,067.47
<b>120 - REET &amp; PROPERTY TAX ADMIN</b>							71,129.21
General Journal	01/17/2017	31845	INV INTEREST	FEE \$1.50 INT ...	Interest Earned		71,129.21
General Journal	01/24/2017	WIRE	INVESTMENT ACQUI...		Inv Deposit	406.79	71,536.00
General Journal	02/08/2017	32397	INV INTEREST	FEE \$1.91 INT ...	Interest Earned		71,536.00
General Journal	02/09/2017	WIRE	INVESTMENT LIQUI...		Inv Withdrawl	-3,396.15	68,139.85
General Journal	03/10/2017	33085	INV INTEREST	FEE \$1.67 INT ...	Interest Earned		68,139.85
General Journal	03/15/2017	WIRE	INVESTMENT ACQUI...		Inv Deposit	1,875.38	70,015.23
General Journal	03/24/2017	WIRE	INVESTMENT LIQUI...		Inv Withdrawl	-4,809.06	65,206.17
Total 120 - REET & PROPERTY TAX ADMIN						-5,923.04	65,206.17
<b>140 - SHERIFF SPECIAL FUNDS</b>							207,000.00
General Journal	01/17/2017	31845	INV INTEREST	FEE \$4.45 INT ...	Interest Earned		207,000.00
General Journal	02/08/2017	32397	INV INTEREST	FEE \$5.54 INT ...	Interest Earned		207,000.00
General Journal	03/10/2017	33085	INV INTEREST	FEE \$5.00 INT ...	Interest Earned		207,000.00
Total 140 - SHERIFF SPECIAL FUNDS						0.00	207,000.00
<b>163 - LODGING HOTEL/MOTEL TAX</b>							125,000.00
General Journal	01/17/2017	31845	INV INTEREST	FEE \$2.69 INT ...	Interest Earned		125,000.00
General Journal	02/08/2017	32397	INV INTEREST	FEE \$3.34 INT ...	Interest Earned		125,000.00



**Mason County Treasurer's Office**  
**Account QuickReport**  
**As of March 31, 2017**

Type	Date	Num	Name	Memo	Split	Amount	Balance
General Journal	03/10/2017	33085	INV INTEREST	FEE \$3.02 INT ...	Interest Earned		125,000.00
<b>Total 163 - LODGING HOTEL/MOTEL TAX</b>						0.00	125,000.00
<b>164 - MENTAL HEALTH</b>							1,375,530.16
General Journal	01/17/2017	31845	INV INTEREST	FEE \$29.65 IN...	Interest Earned		1,375,530.16
General Journal	01/24/2017	WIRE	INVESTMENT ACQUI...		Inv Deposit	49,881.39	1,425,411.55
General Journal	02/08/2017	32397	INV INTEREST	FEE \$37.15 IN...	Interest Earned		1,425,411.55
General Journal	02/09/2017	WIRE	INVESTMENT LIQUI...		Inv Withdrawl	-16,413.46	1,408,998.09
General Journal	02/22/2017	WIRE	INVESTMENT LIQUI...		Inv Withdrawl	-9,962.29	1,399,035.80
General Journal	03/10/2017	33085	INV INTEREST	FEE \$34.12 IN...	Interest Earned		1,399,035.80
General Journal	03/15/2017	WIRE	INVESTMENT ACQUI...		Inv Deposit	56,923.07	1,455,958.87
<b>Total 164 - MENTAL HEALTH</b>						80,428.71	1,455,958.87
<b>180 - TREASURER'S M&amp;O</b>							86,453.52
General Journal	01/17/2017	31845	INV INTEREST	FEE \$1.45 INT ...	Interest Earned		86,453.52
General Journal	01/24/2017	WIRE	INVESTMENT ACQUI...		Inv Deposit	5,084.66	91,538.18
General Journal	02/08/2017	32397	INV INTEREST	FEE \$2.35 INT ...	Interest Earned		91,538.18
General Journal	02/09/2017	WIRE	INVESTMENT ACQUI...		Inv Deposit	15,256.92	106,795.10
General Journal	03/10/2017	33085	INV INTEREST	FEE \$2.48 INT ...	Interest Earned		106,795.10
General Journal	03/15/2017	WIRE	INVESTMENT ACQUI...		Inv Deposit	16,000.00	122,795.10
<b>Total 180 - TREASURER'S M&amp;O</b>						36,341.58	122,795.10
<b>190 - VETERANS ASSISTANCE FUND</b>							207,927.38
General Journal	01/17/2017	31845	INV INTEREST	FEE \$4.65 INT ...	Interest Earned		207,927.38
General Journal	01/19/2017	WIRE	INVESTMENT LIQUI...		Inv Withdrawl	-2,094.33	205,833.05
General Journal	01/26/2017	WIRE	INVESTMENT LIQUI...		Inv Withdrawl	-3,526.87	202,306.18
General Journal	02/08/2017	32397	INV INTEREST	FEE \$5.52 INT ...	Interest Earned		202,306.18
General Journal	02/09/2017	WIRE	INVESTMENT LIQUI...		Inv Withdrawl	-7,387.05	194,919.13
General Journal	02/28/2017	WIRE	INVESTMENT LIQUI...		Inv Withdrawl	-5,305.96	189,613.17
General Journal	03/10/2017	33085	INV INTEREST	FEE \$4.76 INT ...	Interest Earned		189,613.17
General Journal	03/15/2017	WIRE	INVESTMENT LIQUI...		Inv Withdrawl	-3,072.24	186,540.93
General Journal	03/24/2017	WIRE	INVESTMENT LIQUI...		Inv Withdrawl	-1,447.35	185,093.58
<b>Total 190 - VETERANS ASSISTANCE FUND</b>						-22,833.80	185,093.58
<b>192 - SKOKOMISH FLOOD ZONE</b>							31,039.07
General Journal	01/17/2017	31845	INV INTEREST	FEE \$.67 INT \$...	Interest Earned		31,039.07
General Journal	02/08/2017	32397	INV INTEREST	FEE \$.83 INT \$...	Interest Earned		31,039.07
General Journal	03/10/2017	33085	INV INTEREST	FEE \$.75 INT \$...	Interest Earned		31,039.07
<b>Total 192 - SKOKOMISH FLOOD ZONE</b>						0.00	31,039.07
<b>194 - MASON LAKE LMD#2</b>							97,020.17
General Journal	01/17/2017	31845	INV INTEREST	FEE \$2.09 INT ...	Interest Earned		97,020.17
General Journal	01/24/2017	WIRE	INVESTMENT ACQUI...		Inv Deposit	101.95	97,122.12
General Journal	02/08/2017	32397	INV INTEREST	FEE \$2.60 INT ...	Interest Earned		97,122.12
General Journal	02/09/2017	WIRE	INVESTMENT ACQUI...		Inv Deposit	131.11	97,253.23
General Journal	03/10/2017	33085	INV INTEREST	FEE \$2.35 INT ...	Interest Earned		97,253.23
General Journal	03/15/2017	WIRE	INVESTMENT ACQUI...		Inv Deposit	1,388.51	98,641.74
<b>Total 194 - MASON LAKE LMD#2</b>						1,621.57	98,641.74
<b>199 - ISLAND LAKE LMD#1</b>							17,573.42
General Journal	01/17/2017	31845	INV INTEREST	FEE \$.38 INT \$...	Interest Earned		17,573.42
General Journal	02/08/2017	32397	INV INTEREST	FEE \$.47 INT \$...	Interest Earned		17,573.42
General Journal	02/09/2017	WIRE	INVESTMENT ACQUI...		Inv Deposit	7.15	17,580.57
General Journal	03/10/2017	33085	INV INTEREST	FEE \$.43 INT \$...	Interest Earned		17,580.57
General Journal	03/15/2017	WIRE	INVESTMENT ACQUI...		Inv Deposit	415.44	17,996.01
<b>Total 199 - ISLAND LAKE LMD#1</b>						422.59	17,996.01
<b>215 - MC LTGO BONDS 2013 A/B</b>							48,417.20
General Journal	01/17/2017	31845	INV INTEREST	FEE \$1.03 INT ...	Interest Earned		48,417.20
General Journal	02/08/2017	32397	INV INTEREST	FEE \$1.30 INT ...	Interest Earned		48,417.20
General Journal	02/09/2017	WIRE	INVESTMENT ACQUI...		Inv Deposit	19.58	48,436.78
General Journal	03/10/2017	33085	INV INTEREST	FEE \$1.17 INT ...	Interest Earned		48,436.78
General Journal	03/15/2017	WIRE	INVESTMENT ACQUI...		Inv Deposit	46.86	48,483.64
<b>Total 215 - MC LTGO BONDS 2013 A/B</b>						66.44	48,483.64
<b>250 - MASON CO LTGO BOND 2008</b>							867.09
General Journal	01/17/2017	31845	INV INTEREST	FEE \$.01 INT \$...	Interest Earned		867.09
General Journal	02/08/2017	32397	INV INTEREST	FEE \$.02 INT \$...	Interest Earned		867.09
General Journal	03/10/2017	33085	INV INTEREST	FEE \$.02 INT \$...	Interest Earned		867.09
<b>Total 250 - MASON CO LTGO BOND 2008</b>						0.00	867.09
<b>350 - CAP IMPROVEMENTS REET 1</b>							902,941.50

10

**Mason County Treasurer's Office**  
**Account QuickReport**  
**As of March 31, 2017**

Type	Date	Num	Name	Memo	Split	Amount	Balance
General Journal	01/17/2017	31845	INV INTEREST	FEE \$18.42 IN...	Interest Earned		902,941.50
General Journal	01/24/2017	WIRE	INVESTMENT ACQUI...		Inv Deposit	79,663.26	982,604.76
General Journal	02/08/2017	32397	INV INTEREST	FEE \$24.71 IN...	Interest Earned		982,604.76
General Journal	02/09/2017	WIRE	INVESTMENT ACQUI...		Inv Deposit	592,597.00	1,575,201.76
General Journal	03/10/2017	33085	INV INTEREST	FEE \$33.99 IN...	Interest Earned		1,575,201.76
General Journal	03/15/2017	WIRE	INVESTMENT ACQUI...		Inv Deposit	79,223.38	1,654,425.14
Total 350 - CAP IMPROVEMENTS REET 1						751,483.64	1,654,425.14
<b>351 - CAP IMPROVEMENTS REET 2</b>							1,846,624.07
General Journal	01/05/2017	WIRE	INVESTMENT LIQUI...		Inv Withdrawl	-118,466.31	1,728,157.76
General Journal	01/17/2017	31845	INV INTEREST	FEE \$44.46 IN...	Interest Earned		1,728,157.76
General Journal	01/19/2017	WIRE	INVESTMENT LIQUI...		Inv Withdrawl	-470,658.07	1,257,499.69
General Journal	02/08/2017	32397	INV INTEREST	FEE \$41.37 IN...	Interest Earned		1,257,499.69
General Journal	02/09/2017	WIRE	INVESTMENT ACQUI...		Inv Deposit	257,850.94	1,515,350.63
General Journal	03/08/2017	WIRE	INVESTMENT LIQUI...		Inv Withdrawl	-83,289.74	1,432,060.89
General Journal	03/10/2017	33085	INV INTEREST	FEE \$34.86 IN...	Interest Earned		1,432,060.89
General Journal	03/15/2017	WIRE	INVESTMENT ACQUI...		Inv Deposit	15,435.29	1,447,496.18
General Journal	03/24/2017	WIRE	INVESTMENT LIQUI...		Inv Withdrawl	-8,756.57	1,438,739.61
Total 351 - CAP IMPROVEMENTS REET 2						-407,884.46	1,438,739.61
<b>402 - MASON COUNTY LANDFILL</b>							339,565.52
General Journal	01/11/2017	WIRE	INVESTMENT ACQUI...		Inv Deposit	124.25	339,689.77
General Journal	01/17/2017	31845	INV INTEREST	FEE \$7.30 INT ...	Interest Earned		339,689.77
General Journal	02/08/2017	32397	INV INTEREST	FEE \$9.09 INT ...	Interest Earned		339,689.77
General Journal	02/13/2017	WIRE	INVESTMENT ACQUI...		Inv Deposit	138.65	339,828.42
General Journal	03/09/2017	WIRE	INVESTMENT ACQUI...		Inv Deposit	172.67	340,001.09
General Journal	03/10/2017	33085	INV INTEREST	FEE \$8.21 INT ...	Interest Earned		340,001.09
Total 402 - MASON COUNTY LANDFILL						435.57	340,001.09
<b>403 - WASTEWATER N BAY/CASE INL</b>							225,940.54
General Journal	01/11/2017	WIRE	INVESTMENT ACQUI...		Inv Deposit	82.67	226,023.21
General Journal	01/17/2017	31845	INV INTEREST	FEE \$4.86 INT ...	Interest Earned		226,023.21
General Journal	02/08/2017	32397	INV INTEREST	FEE \$6.05 INT ...	Interest Earned		226,023.21
General Journal	02/13/2017	WIRE	INVESTMENT ACQUI...		Inv Deposit	92.25	226,115.46
General Journal	03/09/2017	WIRE	INVESTMENT ACQUI...		Inv Deposit	114.89	226,230.35
General Journal	03/10/2017	33085	INV INTEREST	FEE \$5.47 INT ...	Interest Earned		226,230.35
Total 403 - WASTEWATER N BAY/CASE INL						289.81	226,230.35
<b>404 - NBCI SEWER UTILITY RESV</b>							591.78
General Journal	01/11/2017	WIRE	INVESTMENT ACQUI...		Inv Deposit	0.22	592.00
General Journal	01/17/2017	31845	INV INTEREST	FEE \$.01 INT \$...	Interest Earned		592.00
General Journal	02/08/2017	32397	INV INTEREST	FEE \$.02 INT \$...	Interest Earned		592.00
General Journal	02/13/2017	WIRE	INVESTMENT ACQUI...		Inv Deposit	0.24	592.24
General Journal	03/09/2017	WIRE	INVESTMENT ACQUI...		Inv Deposit	0.30	592.54
General Journal	03/10/2017	33085	INV INTEREST	FEE \$.01 INT \$...	Interest Earned		592.54
Total 404 - NBCI SEWER UTILITY RESV						0.76	592.54
<b>411 - RUSTLEWOOD SEWER/WATER</b>							3,666.33
General Journal	01/11/2017	WIRE	INVESTMENT ACQUI...		Inv Deposit	1.34	3,667.67
General Journal	01/17/2017	31845	INV INTEREST	FEE \$.08 INT \$...	Interest Earned		3,667.67
General Journal	02/08/2017	32397	INV INTEREST	FEE \$.10 INT \$...	Interest Earned		3,667.67
General Journal	02/13/2017	WIRE	INVESTMENT ACQUI...		Inv Deposit	1.50	3,669.17
General Journal	03/09/2017	WIRE	INVESTMENT ACQUI...		Inv Deposit	1.86	3,671.03
General Journal	03/10/2017	33085	INV INTEREST	FEE \$.09 INT \$...	Interest Earned		3,671.03
Total 411 - RUSTLEWOOD SEWER/WATER						4.70	3,671.03
<b>412 - BEARDS COVE WATER</b>							205,242.51
General Journal	01/11/2017	WIRE	INVESTMENT ACQUI...		Inv Deposit	75.10	205,317.61
General Journal	01/17/2017	31845	INV INTEREST	FEE \$4.41 INT ...	Interest Earned		205,317.61
General Journal	02/08/2017	32397	INV INTEREST	FEE \$5.49 INT ...	Interest Earned		205,317.61
General Journal	02/13/2017	WIRE	INVESTMENT ACQUI...		Inv Deposit	83.80	205,401.41
General Journal	03/09/2017	WIRE	INVESTMENT ACQUI...		Inv Deposit	104.37	205,505.78
General Journal	03/10/2017	33085	INV INTEREST	FEE \$4.97 INT ...	Interest Earned		205,505.78
Total 412 - BEARDS COVE WATER						263.27	205,505.78
<b>413 - BELFAIR WW &amp; WTR RECLAMTN</b>							1.07
General Journal	01/11/2017	WIRE	INVESTMENT ACQUI...		Inv Deposit	0.50	1.57
General Journal	01/17/2017	31845	INV INTEREST	FEE \$.03 INT \$...	Interest Earned		1.57
General Journal	02/13/2017	WIRE	INVESTMENT ACQUI...		Inv Deposit	0.48	2.05
Total 413 - BELFAIR WW & WTR RECLAMTN						0.98	2.05
<b>428 - CUM RESERVE LANDFILL</b>							509,166.10
General Journal	01/11/2017	WIRE	INVESTMENT ACQUI...		Inv Deposit	186.30	509,352.40

8:35 AM

04/05/17

Accrual Basis

**Mason County Treasurer's Office**  
**Account QuickReport**  
**As of March 31, 2017**

Type	Date	Num	Name	Memo	Split	Amount	Balance
General Journal	01/17/2017	31845	INV INTEREST	FEE \$10.94 IN...	Interest Earned		509,352.40
General Journal	02/08/2017	32397	INV INTEREST	FEE \$13.63 IN...	Interest Earned		509,352.40
General Journal	02/13/2017	WIRE	INVESTMENT ACQUI...		Inv Deposit	207.90	509,560.30
General Journal	03/09/2017	WIRE	INVESTMENT ACQUI...		Inv Deposit	258.91	509,819.21
General Journal	03/10/2017	33085	INV INTEREST	FEE \$12.32 IN...	Interest Earned		509,819.21
Total 428 - CUM RESERVE LANDFILL						653.11	509,819.21
<b>429 - RESERVE BEARDS COVE</b>							311,551.03
General Journal	01/11/2017	WIRE	INVESTMENT ACQUI...		Inv Deposit	114.00	311,665.03
General Journal	01/17/2017	31845	INV INTEREST	FEE \$6.70 INT ...	Interest Earned		311,665.03
General Journal	02/08/2017	32397	INV INTEREST	FEE \$8.34 INT ...	Interest Earned		311,665.03
General Journal	02/13/2017	WIRE	INVESTMENT ACQUI...		Inv Deposit	127.21	311,792.24
General Journal	03/09/2017	WIRE	INVESTMENT ACQUI...		Inv Deposit	158.42	311,950.66
General Journal	03/10/2017	33085	INV INTEREST	FEE \$7.54 INT ...	Interest Earned		311,950.66
Total 429 - RESERVE BEARDS COVE						399.63	311,950.66
<b>501 - EQUIP RENTAL &amp; REVOLVING</b>							732,752.31
General Journal	01/17/2017	31845	INV INTEREST	FEE \$15.75 IN...	Interest Earned		732,752.31
General Journal	02/08/2017	32397	INV INTEREST	FEE \$19.61 IN...	Interest Earned		732,752.31
General Journal	03/10/2017	33085	INV INTEREST	FEE \$17.72 IN...	Interest Earned		732,752.31
Total 501 - EQUIP RENTAL & REVOLVING						0.00	732,752.31
<b>662 - CEMETERY DIST #1</b>							42,000.00
General Journal	01/17/2017	31845	INV INTEREST	FEE \$.90 INT \$...	Interest Earned		42,000.00
General Journal	02/08/2017	32397	INV INTEREST	FEE \$1.12 INT ...	Interest Earned		42,000.00
General Journal	03/10/2017	33085	INV INTEREST	FEE \$1.02 INT ...	Interest Earned		42,000.00
Total 662 - CEMETERY DIST #1						0.00	42,000.00
<b>665001020 - FIRE DIST #1 RESV</b>							137,267.47
General Journal	01/17/2017	31845	INV INTEREST	FEE \$2.95 INT ...	Interest Earned		137,267.47
General Journal	02/08/2017	32397	INV INTEREST	FEE \$3.67 INT ...	Interest Earned		137,267.47
General Journal	03/10/2017	33085	INV INTEREST	FEE \$3.32 INT ...	Interest Earned		137,267.47
Total 665001020 - FIRE DIST #1 RESV						0.00	137,267.47
<b>665001040 - FIRE DIST #1 EMS</b>							63,592.51
General Journal	01/17/2017	31845	INV INTEREST	FEE \$1.37 INT ...	Interest Earned		63,592.51
General Journal	02/08/2017	32397	INV INTEREST	FEE \$1.70 INT ...	Interest Earned		63,592.51
General Journal	03/10/2017	33085	INV INTEREST	FEE \$1.54 INT ...	Interest Earned		63,592.51
Total 665001040 - FIRE DIST #1 EMS						0.00	63,592.51
<b>665001060 - FIRE DIST #1 BOND</b>							2,207.10
General Journal	01/17/2017	31845	INV INTEREST	FEE \$.05 INT \$...	Interest Earned		2,207.10
General Journal	02/08/2017	32397	INV INTEREST	FEE \$.06 INT \$...	Interest Earned		2,207.10
General Journal	03/10/2017	33085	INV INTEREST	FEE \$.05 INT \$...	Interest Earned		2,207.10
Total 665001060 - FIRE DIST #1 BOND						0.00	2,207.10
<b>665003010 - FIRE DIST #3 EXP</b>							20,526.48
General Journal	01/17/2017	31845	INV INTEREST	FEE \$.44 INT \$...	Interest Earned		20,526.48
General Journal	02/08/2017	32397	INV INTEREST	FEE \$.55 INT \$...	Interest Earned		20,526.48
General Journal	03/10/2017	33085	INV INTEREST	FEE \$.50 INT \$...	Interest Earned		20,526.48
Total 665003010 - FIRE DIST #3 EXP						0.00	20,526.48
<b>665003020 - FIRE DIST #3 RESV</b>							17,222.90
General Journal	01/17/2017	31845	INV INTEREST	FEE \$.37 INT \$...	Interest Earned		17,222.90
General Journal	02/08/2017	32397	INV INTEREST	FEE \$.46 INT \$...	Interest Earned		17,222.90
General Journal	03/10/2017	33085	INV INTEREST	FEE \$.42 INT \$...	Interest Earned		17,222.90
Total 665003020 - FIRE DIST #3 RESV						0.00	17,222.90
<b>665003040 - FIRE DIST #3 EMS</b>							13,787.92
General Journal	01/17/2017	31845	INV INTEREST	FEE \$.30 INT \$...	Interest Earned		13,787.92
General Journal	02/08/2017	32397	INV INTEREST	FEE \$.37 INT \$...	Interest Earned		13,787.92
General Journal	03/10/2017	33085	INV INTEREST	FEE \$.33 INT \$...	Interest Earned		13,787.92
Total 665003040 - FIRE DIST #3 EMS						0.00	13,787.92
<b>665004020 - FIRE DIST #4 RESV</b>							155,117.76
General Journal	01/03/2017	WIRE	INVESTMENT ACQUI...		Inv Deposit	93,693.03	248,810.79
General Journal	01/17/2017	31845	INV INTEREST	FEE \$3.33 INT ...	Interest Earned		248,810.79
General Journal	02/08/2017	32397	INV INTEREST	FEE \$6.50 INT ...	Interest Earned		248,810.79
General Journal	03/10/2017	33085	INV INTEREST	FEE \$6.02 INT ...	Interest Earned		248,810.79
Total 665004020 - FIRE DIST #4 RESV						93,693.03	248,810.79

12



## Mason County Treasurer's Office Account QuickReport As of March 31, 2017

Type	Date	Num	Name	Memo	Split	Amount	Balance
<b>665006020 - FIRE DIST #6 RESV</b>							54,302.07
General Journal	01/17/2017	31845	INV INTEREST	FEE \$1.17 INT ...	Interest Earned		54,302.07
General Journal	02/08/2017	32397	INV INTEREST	FEE \$1.45 INT ...	Interest Earned		54,302.07
General Journal	03/10/2017	33085	INV INTEREST	FEE \$1.31 INT ...	Interest Earned		54,302.07
Total 665006020 - FIRE DIST #6 RESV						0.00	54,302.07
<b>665009010 - FIRE DIST #9 EXP</b>							166,948.67
General Journal	01/17/2017	31845	INV INTEREST	FEE \$3.59 INT ...	Interest Earned		166,948.67
General Journal	02/08/2017	32397	INV INTEREST	FEE \$4.47 INT ...	Interest Earned		166,948.67
General Journal	03/10/2017	33085	INV INTEREST	FEE \$4.04 INT ...	Interest Earned		166,948.67
Total 665009010 - FIRE DIST #9 EXP						0.00	166,948.67
<b>665009020 - FIRE DIST #9 RESV</b>							2,675.55
General Journal	01/17/2017	31845	INV INTEREST	FEE \$.06 INT \$...	Interest Earned		2,675.55
General Journal	02/08/2017	32397	INV INTEREST	FEE \$.07 INT \$...	Interest Earned		2,675.55
General Journal	03/10/2017	33085	INV INTEREST	FEE \$.06 INT \$...	Interest Earned		2,675.55
Total 665009020 - FIRE DIST #9 RESV						0.00	2,675.55
<b>665010010 - FIRE DIST #10 EXP</b>							1,950,000.00
General Journal	01/17/2017	31845	INV INTEREST	FEE \$41.91 IN...	Interest Earned		1,950,000.00
General Journal	02/08/2017	32397	INV INTEREST	FEE \$50.00 IN...	Interest Earned		1,950,000.00
General Journal	03/10/2017	33085	INV INTEREST	FEE \$47.14 IN...	Interest Earned		1,950,000.00
Total 665010010 - FIRE DIST #10 EXP						0.00	1,950,000.00
<b>665011010 - FIRE DIST #11 EXP</b>							157,610.75
General Journal	01/17/2017	31845	INV INTEREST	FEE \$3.21 INT ...	Interest Earned		157,610.75
General Journal	02/08/2017	32397	INV INTEREST	FEE \$4.22 INT ...	Interest Earned		157,610.75
General Journal	03/10/2017	33085	INV INTEREST	FEE \$3.81 INT ...	Interest Earned		157,610.75
Total 665011010 - FIRE DIST #11 EXP						0.00	157,610.75
<b>665011040 - FIRE DIST #11 EMS</b>							259,610.83
General Journal	01/17/2017	31845	INV INTEREST	FEE \$4.42 INT ...	Interest Earned		259,610.83
General Journal	02/08/2017	32397	INV INTEREST	FEE \$6.95 INT ...	Interest Earned		259,610.83
General Journal	03/10/2017	33085	INV INTEREST	FEE \$6.28 INT ...	Interest Earned		259,610.83
Total 665011040 - FIRE DIST #11 EMS						0.00	259,610.83
<b>665012010 - FIRE DIST #12 EXP</b>							3,000.00
General Journal	01/17/2017	31845	INV INTEREST	FEE \$.06 INT \$...	Interest Earned		3,000.00
General Journal	02/08/2017	32397	INV INTEREST	FEE \$.08 INT \$...	Interest Earned		3,000.00
General Journal	03/10/2017	33085	INV INTEREST	FEE \$.07 INT \$...	Interest Earned		3,000.00
Total 665012010 - FIRE DIST #12 EXP						0.00	3,000.00
<b>665012020 - FIRE DIST #12 RESV</b>							18,726.64
General Journal	01/17/2017	31845	INV INTEREST	FEE \$.40 INT \$...	Interest Earned		18,726.64
General Journal	02/08/2017	32397	INV INTEREST	FEE \$.50 INT \$...	Interest Earned		18,726.64
General Journal	03/10/2017	33085	INV INTEREST	FEE \$.45 INT \$...	Interest Earned		18,726.64
Total 665012020 - FIRE DIST #12 RESV						0.00	18,726.64
<b>665012040 - FIRE DIST #12 EMS</b>							9,765.38
General Journal	01/17/2017	31845	INV INTEREST	FEE \$.21 INT \$...	Interest Earned		9,765.38
General Journal	02/08/2017	32397	INV INTEREST	FEE \$.26 INT \$...	Interest Earned		9,765.38
General Journal	03/10/2017	33085	INV INTEREST	FEE \$.24 INT \$...	Interest Earned		9,765.38
Total 665012040 - FIRE DIST #12 EMS						0.00	9,765.38
<b>665012060 - FIRE DIST #12 BOND</b>							3,301.67
General Journal	01/17/2017	31845	INV INTEREST	FEE \$.07 INT \$...	Interest Earned		3,301.67
General Journal	02/08/2017	32397	INV INTEREST	FEE \$.09 INT \$...	Interest Earned		3,301.67
General Journal	03/10/2017	33085	INV INTEREST	FEE \$.08 INT \$...	Interest Earned		3,301.67
Total 665012060 - FIRE DIST #12 BOND						0.00	3,301.67
<b>665013020 - FIRE DIST #13 RESV</b>							2,131.03
General Journal	01/17/2017	31845	INV INTEREST	FEE \$.05 INT \$...	Interest Earned		2,131.03
General Journal	02/08/2017	32397	INV INTEREST	FEE \$.06 INT \$...	Interest Earned		2,131.03
General Journal	03/10/2017	33085	INV INTEREST	FEE \$.05 INT \$...	Interest Earned		2,131.03
Total 665013020 - FIRE DIST #13 RESV						0.00	2,131.03
<b>665016010 - FIRE DIST #16 EXP</b>							6,800.00
General Journal	01/17/2017	31845	INV INTEREST	FEE \$.15 INT \$...	Interest Earned		6,800.00
General Journal	02/08/2017	32397	INV INTEREST	FEE \$.18 INT \$...	Interest Earned		6,800.00
General Journal	03/10/2017	33085	INV INTEREST	FEE \$.16 INT \$...	Interest Earned		6,800.00

Mason County Treasurer's Office

Account QuickReport

As of March 31, 2017

Type	Date	Num	Name	Memo	Split	Amount	Balance
Total 665016010 - FIRE DIST #16 EXP						0.00	6,800.00
<b>665016020 - FIRE DIST #16 RESV</b>							12,972.97
General Journal	01/17/2017	31845	INV INTEREST	FEE \$.28 INT \$...	Interest Earned		12,972.97
General Journal	02/08/2017	32397	INV INTEREST	FEE \$.35 INT \$...	Interest Earned		12,972.97
General Journal	02/13/2017		WIRE	INVESTMENT LIQU...	Inv Withdrawl	-10,000.00	2,972.97
General Journal	03/10/2017	33085	INV INTEREST	FEE \$.18 INT \$...	Interest Earned		2,972.97
Total 665016020 - FIRE DIST #16 RESV						-10,000.00	2,972.97
<b>665016040 - FIRE DIST #16 EMS</b>							16,700.00
General Journal	01/17/2017	31845	INV INTEREST	FEE \$.36 INT \$...	Interest Earned		16,700.00
General Journal	01/24/2017		WIRE	INVESTMENT LIQU...	Inv Withdrawl	-5,000.00	11,700.00
General Journal	02/08/2017	32397	INV INTEREST	FEE \$.41 INT \$...	Interest Earned		11,700.00
General Journal	03/10/2017	33085	INV INTEREST	FEE \$.28 INT \$...	Interest Earned		11,700.00
Total 665016040 - FIRE DIST #16 EMS						-5,000.00	11,700.00
<b>665017010 - FIRE DIST #17 EXP</b>							30,531.68
General Journal	01/17/2017	31845	INV INTEREST	FEE \$.66 INT \$...	Interest Earned		30,531.68
General Journal	02/08/2017	32397	INV INTEREST	FEE \$.82 INT \$...	Interest Earned		30,531.68
General Journal	03/10/2017	33085	INV INTEREST	FEE \$.74 INT \$...	Interest Earned		30,531.68
Total 665017010 - FIRE DIST #17 EXP						0.00	30,531.68
<b>665017040 - FIRE DIST #17 EMS</b>							86,665.44
General Journal	01/17/2017	31845	INV INTEREST	FEE \$1.86 INT ...	Interest Earned		86,665.44
General Journal	02/08/2017	32397	INV INTEREST	FEE \$2.32 INT ...	Interest Earned		86,665.44
General Journal	03/10/2017	33085	INV INTEREST	FEE \$2.10 INT ...	Interest Earned		86,665.44
Total 665017040 - FIRE DIST #17 EMS						0.00	86,665.44
<b>665018010 - FIRE DIST #18 EXP</b>							57,511.04
General Journal	01/17/2017	31845	INV INTEREST	FEE \$1.24 INT ...	Interest Earned		57,511.04
General Journal	02/08/2017	32397	INV INTEREST	FEE \$1.54 INT ...	Interest Earned		57,511.04
General Journal	03/10/2017	33085	INV INTEREST	FEE \$1.39 INT ...	Interest Earned		57,511.04
Total 665018010 - FIRE DIST #18 EXP						0.00	57,511.04
<b>665018020 - FIRE DIST #18 RESV</b>							648.53
General Journal	01/17/2017	31845	INV INTEREST	FEE \$.01 INT \$...	Interest Earned		648.53
General Journal	02/08/2017	32397	INV INTEREST	FEE \$.02 INT \$...	Interest Earned		648.53
General Journal	03/10/2017	33085	INV INTEREST	FEE \$.02 INT \$...	Interest Earned		648.53
Total 665018020 - FIRE DIST #18 RESV						0.00	648.53
<b>665018040 - FIRE DIST #18 EMS</b>							52,769.82
General Journal	01/17/2017	31845	INV INTEREST	FEE \$1.13 INT ...	Interest Earned		52,769.82
General Journal	02/08/2017	32397	INV INTEREST	FEE \$1.41 INT ...	Interest Earned		52,769.82
General Journal	03/10/2017	33085	INV INTEREST	FEE \$1.28 INT ...	Interest Earned		52,769.82
Total 665018040 - FIRE DIST #18 EMS						0.00	52,769.82
<b>668 - MC PUBLIC TRANS BENEFIT</b>							5,369,104.63
General Journal	01/17/2017	31845	INV INTEREST	FEE \$50.00 IN...	Interest Earned		5,369,104.63
General Journal	02/08/2017	32397	INV INTEREST	FEE \$50.00 IN...	Interest Earned		5,369,104.63
General Journal	03/10/2017	33085	INV INTEREST	FEE \$50.00 IN...	Interest Earned		5,369,104.63
Total 668 - MC PUBLIC TRANS BENEFIT						0.00	5,369,104.63
<b>670000010 - PORT OF ALLYN</b>							30,814.73
General Journal	01/17/2017	31845	INV INTEREST	FEE \$.66 INT \$...	Interest Earned		30,814.73
General Journal	02/08/2017	32397	INV INTEREST	FEE \$.82 INT \$...	Interest Earned		30,814.73
General Journal	03/10/2017	33085	INV INTEREST	FEE \$.75 INT \$...	Interest Earned		30,814.73
Total 670000010 - PORT OF ALLYN						0.00	30,814.73
<b>670005010 - PORT OF ALLYN IN DV</b>							114,373.36
General Journal	01/17/2017	31845	INV INTEREST	FEE \$2.46 INT ...	Interest Earned		114,373.36
General Journal	02/08/2017	32397	INV INTEREST	FEE \$3.06 INT ...	Interest Earned		114,373.36
General Journal	03/10/2017	33085	INV INTEREST	FEE \$2.77 INT ...	Interest Earned		114,373.36
Total 670005010 - PORT OF ALLYN IN DV						0.00	114,373.36
<b>670006010 - PORT OF ALLYN WT SY</b>							2,300.00
General Journal	01/17/2017	31845	INV INTEREST	FEE \$.05 INT \$...	Interest Earned		2,300.00
General Journal	02/08/2017	32397	INV INTEREST	FEE \$.06 INT \$...	Interest Earned		2,300.00
General Journal	03/10/2017	33085	INV INTEREST	FEE \$.06 INT \$...	Interest Earned		2,300.00
Total 670006010 - PORT OF ALLYN WT SY						0.00	2,300.00
<b>670010010 - PORT OF DEWATTO</b>							145,000.00

14

## Mason County Treasurer's Office Account QuickReport As of March 31, 2017

Type	Date	Num	Name	Memo	Split	Amount	Balance
General Journal	01/17/2017	31845	INV INTEREST	FEE \$3.12 INT ...	Interest Earned		145,000.00
General Journal	02/08/2017	32397	INV INTEREST	FEE \$3.88 INT ...	Interest Earned		145,000.00
General Journal	03/10/2017	33085	INV INTEREST	FEE \$3.51 INT ...	Interest Earned		145,000.00
Total 670010010 - PORT OF DEWATTO						0.00	145,000.00
<b>670020010 - PORT OF GRAPEVIEW</b>							2,646.22
General Journal	01/17/2017	31845	INV INTEREST	FEE \$0.06 INT \$...	Interest Earned		2,646.22
General Journal	02/08/2017	32397	INV INTEREST	FEE \$0.07 INT \$...	Interest Earned		2,646.22
General Journal	03/10/2017	33085	INV INTEREST	FEE \$0.06 INT \$...	Interest Earned		2,646.22
Total 670020010 - PORT OF GRAPEVIEW						0.00	2,646.22
<b>670020030 -PORT OF GRAPEVIEW CC</b>							56,470.00
General Journal	01/10/2017	WIRE	INVESTMENT LIQUI...		Inv Withdrawl	-37,000.00	19,470.00
General Journal	01/17/2017	31845	INV INTEREST	FEE \$1.21 INT ...	Interest Earned		19,470.00
General Journal	02/08/2017	32397	INV INTEREST	FEE \$.81 INT \$...	Interest Earned		19,470.00
General Journal	03/10/2017	33085	INV INTEREST	FEE \$.47 INT \$...	Interest Earned		19,470.00
Total 670020030 -PORT OF GRAPEVIEW CC						-37,000.00	19,470.00
<b>670030010 - PORT OF HOODSPORT</b>							226,952.17
General Journal	01/17/2017	31845	INV INTEREST	FEE \$4.88 INT ...	Interest Earned		226,952.17
General Journal	02/08/2017	32397	INV INTEREST	FEE \$6.07 INT ...	Interest Earned		226,952.17
General Journal	03/10/2017	33085	INV INTEREST	FEE \$5.49 INT ...	Interest Earned		226,952.17
Total 670030010 - PORT OF HOODSPORT						0.00	226,952.17
<b>675001015 - PHD#1 ADMIN FUND</b>							37,316,266.43
General Journal	01/17/2017	31845	INV INTEREST	FEE \$50.00 IN...	Interest Earned		37,316,266.43
General Journal	01/27/2017	WIRE	INVESTMENT ACQUI...		Inv Deposit	60,458.96	37,376,725.39
General Journal	02/08/2017	32397	INV INTEREST	FEE \$50.00 IN...	Interest Earned		37,376,725.39
General Journal	02/15/2017	WIRE	INVESTMENT ACQUI...		Inv Deposit	26,339.56	37,403,064.95
General Journal	03/10/2017	33085	INV INTEREST	FEE \$50.00 IN...	Interest Earned		37,403,064.95
General Journal	03/13/2017	WIRE	INVESTMENT ACQUI...		Inv Deposit	30,441.83	37,433,506.78
Total 675001015 - PHD#1 ADMIN FUND						117,240.35	37,433,506.78
<b>675001020 - PHD#1 EMP MED BEN</b>							59,183.70
General Journal	01/17/2017	31845	INV INTEREST	FEE \$1.27 INT ...	Interest Earned		59,183.70
General Journal	02/08/2017	32397	INV INTEREST	FEE \$1.58 INT ...	Interest Earned		59,183.70
General Journal	02/15/2017	WIRE	INVESTMENT ACQUI...		Inv Deposit	45.83	59,229.53
General Journal	03/10/2017	33085	INV INTEREST	FEE \$1.43 INT ...	Interest Earned		59,229.53
General Journal	03/13/2017	WIRE	INVESTMENT ACQUI...		Inv Deposit	30.09	59,259.62
Total 675001020 - PHD#1 EMP MED BEN						75.92	59,259.62
<b>675001035 - MGH FUNDED DEPRC</b>							3,963,360.00
General Journal	01/17/2017	31845	INV INTEREST	FEE \$50.00 IN...	Interest Earned		3,963,360.00
General Journal	01/27/2017	WIRE	INVESTMENT ACQUI...		Inv Deposit	2,201,740.96	6,165,100.96
General Journal	01/31/2017	WIRE	INVESTMENT LIQUI...		Inv Withdrawl	-278,164.32	5,886,936.64
General Journal	02/08/2017	32397	INV INTEREST	FEE \$50.00 IN...	Interest Earned		5,886,936.64
General Journal	02/15/2017	WIRE	INVESTMENT ACQUI...		Inv Deposit	1,764.19	5,888,700.83
General Journal	02/28/2017	WIRE	INVESTMENT LIQUI...		Inv Withdrawl	-552,290.30	5,336,410.53
General Journal	03/10/2017	33085	INV INTEREST	FEE \$50.00 IN...	Interest Earned		5,336,410.53
General Journal	03/13/2017	WIRE	INVESTMENT ACQUI...		Inv Deposit	2,256.13	5,338,666.66
General Journal	03/31/2017	WIRE	INVESTMENT LIQUI...		Inv Withdrawl	-67,982.53	5,270,684.13
Total 675001035 - MGH FUNDED DEPRC						1,307,324.13	5,270,684.13
<b>675001040 - PHD#1 MEMORIAL</b>							38,858.49
General Journal	01/17/2017	31845	INV INTEREST	FEE \$.84 INT \$...	Interest Earned		38,858.49
General Journal	01/27/2017	WIRE	INVESTMENT ACQUI...		Inv Deposit	14.22	38,872.71
General Journal	02/08/2017	32397	INV INTEREST	FEE \$1.04 INT ...	Interest Earned		38,872.71
General Journal	02/15/2017	WIRE	INVESTMENT ACQUI...		Inv Deposit	15.86	38,888.57
General Journal	03/10/2017	33085	INV INTEREST	FEE \$.94 INT \$...	Interest Earned		38,888.57
General Journal	03/13/2017	WIRE	INVESTMENT ACQUI...		Inv Deposit	19.76	38,908.33
Total 675001040 - PHD#1 MEMORIAL						49.84	38,908.33
<b>675001060 - PHD#1 ULTGO BD 2005</b>							117,023.06
General Journal	01/17/2017	31845	INV INTEREST	FEE \$2.52 INT ...	Interest Earned		117,023.06
General Journal	01/27/2017	WIRE	INVESTMENT ACQUI...		Inv Deposit	42.83	117,065.89
General Journal	02/08/2017	32397	INV INTEREST	FEE \$3.13 INT ...	Interest Earned		117,065.89
General Journal	02/15/2017	WIRE	INVESTMENT ACQUI...		Inv Deposit	104.54	117,170.43
General Journal	03/10/2017	33085	INV INTEREST	FEE \$2.83 INT ...	Interest Earned		117,170.43
General Journal	03/13/2017	WIRE	INVESTMENT ACQUI...		Inv Deposit	60.54	117,230.97
Total 675001060 - PHD#1 ULTGO BD 2005						207.91	117,230.97
<b>680001010 - PUD#1 GENERAL</b>							263,224.61

15

Mason County Treasurer's Office

Account QuickReport

As of March 31, 2017

Type	Date	Num	Name	Memo	Split	Amount	Balance
General Journal	01/17/2017	31845	INV INTEREST	FEE \$5.66 INT ...	Interest Earned		263,224.61
General Journal	02/08/2017	32397	INV INTEREST	FEE \$7.04 INT ...	Interest Earned		263,224.61
General Journal	03/10/2017	33085	INV INTEREST	FEE \$6.36 INT ...	Interest Earned		263,224.61
Total 680001010 - PUD#1 GENERAL						0.00	263,224.61
<b>680011010 - PUD#1 EMERGENCY FD</b>							60,269.38
General Journal	01/17/2017	31845	INV INTEREST	FEE \$1.30 INT ...	Interest Earned		60,269.38
General Journal	02/08/2017	32397	INV INTEREST	FEE \$1.61 INT ...	Interest Earned		60,269.38
General Journal	03/10/2017	33085	INV INTEREST	FEE \$1.46 INT ...	Interest Earned		60,269.38
Total 680011010 - PUD#1 EMERGENCY FD						0.00	60,269.38
<b>680020010 - PUD#1 TRUCK REPL FD</b>							356,561.68
General Journal	01/17/2017	31845	INV INTEREST	FEE \$7.66 INT ...	Interest Earned		356,561.68
General Journal	01/31/2017	WIRE	INVESTMENT ACQUI...		Inv Deposit	25,000.00	381,561.68
General Journal	02/08/2017	32397	INV INTEREST	FEE \$9.56 INT ...	Interest Earned		381,561.68
General Journal	02/28/2017	WIRE	INVESTMENT ACQUI...		Inv Deposit	25,000.00	406,561.68
General Journal	03/10/2017	33085	INV INTEREST	FEE \$9.25 INT ...	Interest Earned		406,561.68
General Journal	03/31/2017	WIRE	INVESTMENT ACQUI...		Inv Deposit	25,000.00	431,561.68
Total 680020010 - PUD#1 TRUCK REPL FD						75,000.00	431,561.68
<b>680021010 - PUD#1 COMPUTER REPL</b>							124,567.84
General Journal	01/17/2017	31845	INV INTEREST	FEE \$2.68 INT ...	Interest Earned		124,567.84
General Journal	01/31/2017	WIRE	INVESTMENT ACQUI...		Inv Deposit	5,000.00	129,567.84
General Journal	02/08/2017	32397	INV INTEREST	FEE \$3.34 INT ...	Interest Earned		129,567.84
General Journal	02/28/2017	WIRE	INVESTMENT ACQUI...		Inv Deposit	5,000.00	134,567.84
General Journal	03/10/2017	33085	INV INTEREST	FEE \$3.14 INT ...	Interest Earned		134,567.84
General Journal	03/31/2017	WIRE	INVESTMENT ACQUI...		Inv Deposit	5,000.00	139,567.84
Total 680021010 - PUD#1 COMPUTER REPL						15,000.00	139,567.84
<b>680025010 - PUD#1 MATERIAL PURC</b>							454,761.44
General Journal	01/17/2017	31845	INV INTEREST	FEE \$9.77 INT ...	Interest Earned		454,761.44
General Journal	01/31/2017	WIRE	INVESTMENT ACQUI...		Inv Deposit	6,000.00	460,761.44
General Journal	02/08/2017	32397	INV INTEREST	FEE \$12.17 IN...	Interest Earned		460,761.44
General Journal	02/28/2017	WIRE	INVESTMENT ACQUI...		Inv Deposit	6,000.00	466,761.44
General Journal	03/10/2017	33085	INV INTEREST	FEE \$11.15 IN...	Interest Earned		466,761.44
General Journal	03/31/2017	WIRE	INVESTMENT ACQUI...		Inv Deposit	6,000.00	472,761.44
Total 680025010 - PUD#1 MATERIAL PURC						18,000.00	472,761.44
<b>680027010 - PUD#1 AUTO METER RD</b>							42,644.34
General Journal	01/17/2017	31845	INV INTEREST	FEE \$.92 INT \$...	Interest Earned		42,644.34
General Journal	02/08/2017	32397	INV INTEREST	FEE \$1.14 INT ...	Interest Earned		42,644.34
General Journal	03/10/2017	33085	INV INTEREST	FEE \$1.03 INT ...	Interest Earned		42,644.34
Total 680027010 - PUD#1 AUTO METER RD						0.00	42,644.34
<b>680040060 PUD WTR SYS REV BD 02</b>							120,606.78
General Journal	01/17/2017	31845	INV INTEREST	FEE \$2.59 INT ...	Interest Earned		120,606.78
General Journal	02/06/2017	WIRE	INVESTMENT LIQUI...		Inv Withdraw	-120,606.78	0.00
General Journal	02/08/2017	32397	INV INTEREST	FEE \$3.23 INT ...	Interest Earned		0.00
General Journal	03/10/2017	33085	INV INTEREST	FEE \$.52 INT \$...	Interest Earned		0.00
Total 680040060 PUD WTR SYS REV BD 02						-120,606.78	0.00
<b>680040130-PUD WT SYS BD RES 02</b>							126,682.22
General Journal	01/17/2017	31845	INV INTEREST	FEE \$2.72 INT ...	Interest Earned		126,682.22
General Journal	02/06/2017	WIRE	INVESTMENT LIQUI...		Inv Withdraw	-126,682.22	0.00
General Journal	02/08/2017	32397	INV INTEREST	FEE \$3.39 INT ...	Interest Earned		0.00
General Journal	03/10/2017	33085	INV INTEREST	FEE \$.55 INT \$...	Interest Earned		0.00
Total 680040130-PUD WT SYS BD RES 02						-126,682.22	0.00
<b>680064060 PUD ELC SYS REV NT 13</b>							935.11
General Journal	01/17/2017	31845	INV INTEREST	FEE \$.02 INT \$...	Interest Earned		935.11
General Journal	01/23/2017	WIRE	INVESTMENT LIQUI...		Inv Withdraw	-1,000.00	-64.89
General Journal	01/26/2017	WIRE	INVESTMENT ACQUI...		Inv Deposit	64.89	0.00
General Journal	02/08/2017	32397	INV INTEREST	FEE \$.02 INT \$...	Interest Earned		0.00
Total 680064060 PUD ELC SYS REV NT 13						-935.11	0.00
<b>680065060-PUD#1 ELEC SYS REV 14</b>							4,000.00
General Journal	01/17/2017	31845	INV INTEREST	FEE \$.09 INT \$...	Interest Earned		4,000.00
General Journal	02/08/2017	32397	INV INTEREST	FEE \$.11 INT \$...	Interest Earned		4,000.00
General Journal	03/10/2017	33085	INV INTEREST	FEE \$.10 INT \$...	Interest Earned		4,000.00
Total 680065060-PUD#1 ELEC SYS REV 14						0.00	4,000.00
<b>680065130-PUD ELEC SYS BD RES14</b>							286,664.75

14

**Mason County Treasurer's Office**  
**Account QuickReport**  
 As of March 31, 2017

Type	Date	Num	Name	Memo	Split	Amount	Balance
General Journal	01/17/2017	31845	INV INTEREST	FEE \$6.16 INT ...	Interest Earned		286,664.75
General Journal	02/08/2017	32397	INV INTEREST	FEE \$7.67 INT ...	Interest Earned		286,664.75
General Journal	03/10/2017	33085	INV INTEREST	FEE \$6.93 INT ...	Interest Earned		286,664.75
Total 680065130-PUD ELEC SYS BD RES14						0.00	286,664.75
<b>680066030-PUD RUS TREASURY RESV</b>							230,762.35
General Journal	01/17/2017	31845	INV INTEREST	FEE \$4.96 INT ...	Interest Earned		230,762.35
General Journal	02/08/2017	32397	INV INTEREST	FEE \$6.17 INT ...	Interest Earned		230,762.35
General Journal	03/10/2017	33085	INV INTEREST	FEE \$5.58 INT ...	Interest Earned		230,762.35
Total 680066030-PUD RUS TREASURY RESV						0.00	230,762.35
<b>680066060-PUD RUS TREASURY BOND</b>							32,522.42
General Journal	01/17/2017	31845	INV INTEREST	FEE \$1.02 INT ...	Interest Earned		32,522.42
General Journal	01/31/2017	WIRE	INVESTMENT ACQUI...		Inv Deposit	20,000.00	52,522.42
General Journal	02/08/2017	32397	INV INTEREST	FEE \$.89 INT \$...	Interest Earned		52,522.42
General Journal	02/28/2017	WIRE	INVESTMENT ACQUI...		Inv Deposit	20,000.00	72,522.42
General Journal	03/10/2017	33085	INV INTEREST	FEE \$1.29 INT ...	Interest Earned		72,522.42
General Journal	03/31/2017	WIRE	INVESTMENT ACQUI...		Inv Deposit	20,000.00	92,522.42
Total 680066060-PUD RUS TREASURY BOND						60,000.00	92,522.42
<b>680070130 PUD LUD#1/HARS RETRT</b>							67,189.31
General Journal	01/17/2017	31845	INV INTEREST	FEE \$1.44 INT ...	Interest Earned		67,189.31
General Journal	02/08/2017	32397	INV INTEREST	FEE \$1.80 INT ...	Interest Earned		67,189.31
General Journal	03/10/2017	33085	INV INTEREST	FEE \$1.62 INT ...	Interest Earned		67,189.31
Total 680070130 PUD LUD#1/HARS RETRT						0.00	67,189.31
<b>680122010 PUD MADRONA BCH SWR</b>							24,654.14
General Journal	01/17/2017	31845	INV INTEREST	FEE \$.53 INT \$...	Interest Earned		24,654.14
General Journal	02/08/2017	32397	INV INTEREST	FEE \$.66 INT \$...	Interest Earned		24,654.14
General Journal	03/10/2017	33085	INV INTEREST	FEE \$.60 INT \$...	Interest Earned		24,654.14
Total 680122010 PUD MADRONA BCH SWR						0.00	24,654.14
<b>680138010 - PUD#1 FACILITY BLDG</b>							95,323.66
General Journal	01/17/2017	31845	INV INTEREST	FEE \$2.05 INT ...	Interest Earned		95,323.66
General Journal	01/31/2017	WIRE	INVESTMENT ACQUI...		Inv Deposit	15,000.00	110,323.66
General Journal	02/08/2017	32397	INV INTEREST	FEE \$2.56 INT ...	Interest Earned		110,323.66
General Journal	02/28/2017	WIRE	INVESTMENT ACQUI...		Inv Deposit	15,000.00	125,323.66
General Journal	03/10/2017	33085	INV INTEREST	FEE \$2.68 INT ...	Interest Earned		125,323.66
General Journal	03/31/2017	WIRE	INVESTMENT ACQUI...		Inv Deposit	15,000.00	140,323.66
Total 680138010 - PUD#1 FACILITY BLDG						45,000.00	140,323.66
<b>680140010 - PUD#1 WATER GENERAL</b>							430,760.71
General Journal	01/17/2017	31845	INV INTEREST	FEE \$9.61 INT ...	Interest Earned		430,760.71
General Journal	02/08/2017	32397	INV INTEREST	FEE \$11.53 IN...	Interest Earned		430,760.71
General Journal	02/23/2017	WIRE	INVESTMENT LIQUI...		Inv Withdrawl	-95,000.00	335,760.71
General Journal	03/10/2017	33085	INV INTEREST	FEE \$9.92 INT ...	Interest Earned		335,760.71
Total 680140010 - PUD#1 WATER GENERAL						-95,000.00	335,760.71
<b>680141010-PUD #1 POLE YARD</b>							140,003.64
General Journal	01/17/2017	31845	INV INTEREST	FEE \$3.01 INT ...	Interest Earned		140,003.64
General Journal	01/31/2017	WIRE	INVESTMENT ACQUI...		Inv Deposit	15,000.00	155,003.64
General Journal	02/08/2017	32397	INV INTEREST	FEE \$3.76 INT ...	Interest Earned		155,003.64
General Journal	02/28/2017	WIRE	INVESTMENT ACQUI...		Inv Deposit	15,000.00	170,003.64
General Journal	03/10/2017	33085	INV INTEREST	FEE \$3.76 INT ...	Interest Earned		170,003.64
General Journal	03/31/2017	WIRE	INVESTMENT ACQUI...		Inv Deposit	15,000.00	185,003.64
Total 680141010-PUD #1 POLE YARD						45,000.00	185,003.64
<b>685042010 - SD#42 GENERAL</b>							394,819.29
General Journal	01/17/2017	31845	INV INTEREST	FEE \$8.49 INT ...	Interest Earned		394,819.29
General Journal	02/08/2017	32397	INV INTEREST	FEE \$10.56 IN...	Interest Earned		394,819.29
General Journal	03/10/2017	33085	INV INTEREST	FEE \$9.55 INT ...	Interest Earned		394,819.29
Total 685042010 - SD#42 GENERAL						0.00	394,819.29
<b>685042030 - SD#42 CAP PROJ</b>							55,924.67
General Journal	01/17/2017	31845	INV INTEREST	FEE \$1.20 INT ...	Interest Earned		55,924.67
General Journal	02/08/2017	32397	INV INTEREST	FEE \$1.50 INT ...	Interest Earned		55,924.67
General Journal	03/10/2017	33085	INV INTEREST	FEE \$1.35 INT ...	Interest Earned		55,924.67
Total 685042030 - SD#42 CAP PROJ						0.00	55,924.67
<b>685042060 - SD#42 DEBT SERVICE</b>							105,207.69
General Journal	01/17/2017	31845	INV INTEREST	FEE \$2.26 INT ...	Interest Earned		105,207.69
General Journal	01/24/2017	WIRE	INVESTMENT LIQUI...		Inv Withdrawl	-41.09	105,166.60

17



## Mason County Treasurer's Office

## Account QuickReport

As of March 31, 2017

Type	Date	Num	Name	Memo	Split	Amount	Balance
General Journal	02/08/2017	32397	INV INTEREST	FEE \$2.81 INT ...	Interest Earned		105,166.60
General Journal	03/10/2017	33085	INV INTEREST	FEE \$2.54 INT ...	Interest Earned		105,166.60
Total 685042060 - SD#42 DEBT SERVICE						-41.09	105,166.60
<b>685042080 - SD#42 ASB</b>							1,683.69
General Journal	01/17/2017	31845	INV INTEREST	FEE \$.04 INT \$...	Interest Earned		1,683.69
General Journal	02/08/2017	32397	INV INTEREST	FEE \$.05 INT \$...	Interest Earned		1,683.69
General Journal	03/10/2017	33085	INV INTEREST	FEE \$.04 INT \$...	Interest Earned		1,683.69
Total 685042080 - SD#42 ASB						0.00	1,683.69
<b>685042090 - SD#42 TRANS VEHICLE</b>							22,081.01
General Journal	01/17/2017	31845	INV INTEREST	FEE \$.47 INT \$...	Interest Earned		22,081.01
General Journal	02/08/2017	32397	INV INTEREST	FEE \$.59 INT \$...	Interest Earned		22,081.01
General Journal	02/09/2017	WIRE	INVESTMENT LIQU...		Inv Withdrawl	-21,864.06	216.95
General Journal	03/10/2017	33085	INV INTEREST	FEE \$.16 INT \$...	Interest Earned		216.95
Total 685042090 - SD#42 TRANS VEHICLE						-21,864.06	216.95
<b>685054010 - SD#54 GENERAL</b>							392,108.07
General Journal	01/17/2017	31845	INV INTEREST	FEE \$7.12 INT ...	Interest Earned		392,108.07
General Journal	01/31/2017	WIRE	INVESTMENT LIQU...		Inv Withdrawl	-36,000.00	356,108.07
General Journal	02/08/2017	32397	INV INTEREST	FEE \$10.46 IN...	Interest Earned		356,108.07
General Journal	02/28/2017	WIRE	INVESTMENT LIQU...		Inv Withdrawl	-50,000.00	306,108.07
General Journal	03/10/2017	33085	INV INTEREST	FEE \$8.57 INT ...	Interest Earned		306,108.07
General Journal	03/31/2017	WIRE	INVESTMENT LIQU...		Inv Withdrawl	-65,500.00	240,608.07
Total 685054010 - SD#54 GENERAL						-151,500.00	240,608.07
<b>685054030 - SD#54 CAP PROJ</b>							468,165.01
General Journal	01/17/2017	31845	INV INTEREST	FEE \$10.06 IN...	Interest Earned		468,165.01
General Journal	01/31/2017	WIRE	INVESTMENT LIQU...		Inv Withdrawl	-15,000.00	453,165.01
General Journal	02/08/2017	32397	INV INTEREST	FEE \$12.51 IN...	Interest Earned		453,165.01
General Journal	03/10/2017	33085	INV INTEREST	FEE \$10.96 IN...	Interest Earned		453,165.01
General Journal	03/31/2017	WIRE	INVESTMENT LIQU...		Inv Withdrawl	-75,000.00	378,165.01
Total 685054030 - SD#54 CAP PROJ						-90,000.00	378,165.01
<b>685054060 - SD#54 DEBT SERVICE</b>							140,000.00
General Journal	01/17/2017	31845	INV INTEREST	FEE \$3.01 INT ...	Interest Earned		140,000.00
General Journal	01/31/2017	WIRE	INVESTMENT ACQUI...		Inv Deposit	6,000.00	146,000.00
General Journal	02/08/2017	32397	INV INTEREST	FEE \$3.75 INT ...	Interest Earned		146,000.00
General Journal	03/10/2017	33085	INV INTEREST	FEE \$3.53 INT ...	Interest Earned		146,000.00
General Journal	03/31/2017	WIRE	INVESTMENT ACQUI...		Inv Deposit	10,000.00	156,000.00
Total 685054060 - SD#54 DEBT SERVICE						16,000.00	156,000.00
<b>685054080 - SD#54 ASB</b>							8,504.72
General Journal	01/17/2017	31845	INV INTEREST	FEE \$.18 INT \$...	Interest Earned		8,504.72
General Journal	02/08/2017	32397	INV INTEREST	FEE \$.23 INT \$...	Interest Earned		8,504.72
General Journal	02/28/2017	WIRE	INVESTMENT LIQU...		Inv Withdrawl	-150.00	8,354.72
General Journal	03/10/2017	33085	INV INTEREST	FEE \$.21 INT \$...	Interest Earned		8,354.72
Total 685054080 - SD#54 ASB						-150.00	8,354.72
<b>685054090 - SD#54 TRANS VEHICLE</b>							177,853.80
General Journal	01/17/2017	31845	INV INTEREST	FEE \$3.81 INT ...	Interest Earned		177,853.80
General Journal	02/08/2017	32397	INV INTEREST	FEE \$4.76 INT ...	Interest Earned		177,853.80
General Journal	03/10/2017	33085	INV INTEREST	FEE \$4.30 INT ...	Interest Earned		177,853.80
Total 685054090 - SD#54 TRANS VEHICLE						0.00	177,853.80
<b>685309010 - SD#309 GENERAL</b>							4,732,506.34
General Journal	01/09/2017	WIRE	INVESTMENT ACQUI...		Inv Deposit	100,000.00	4,832,506.34
General Journal	01/17/2017	31845	INV INTEREST	FEE \$50.00 IN...	Interest Earned		4,832,506.34
General Journal	01/23/2017	WIRE	INVESTMENT ACQUI...		Inv Deposit	50,000.00	4,882,506.34
General Journal	01/31/2017	WIRE	INVESTMENT LIQU...		Inv Withdrawl	-695,000.00	4,187,506.34
General Journal	02/06/2017	WIRE	INVESTMENT ACQUI...		Inv Deposit	350,000.00	4,537,506.34
General Journal	02/08/2017	32397	INV INTEREST	FEE \$50.00 IN...	Interest Earned		4,537,506.34
General Journal	02/28/2017	WIRE	INVESTMENT LIQU...		Inv Withdrawl	-285,000.00	4,252,506.34
General Journal	03/10/2017	33085	INV INTEREST	FEE \$50.00 IN...	Interest Earned		4,252,506.34
General Journal	03/14/2017	WIRE	INVESTMENT ACQUI...		Inv Deposit	140,000.00	4,392,506.34
General Journal	03/31/2017	WIRE	INVESTMENT LIQU...		Inv Withdrawl	-25,000.00	4,367,506.34
Total 685309010 - SD#309 GENERAL						-365,000.00	4,367,506.34
<b>685309050 - SD#309 TR &amp; AGENCY</b>							221,758.89
General Journal	01/09/2017	WIRE	INVESTMENT ACQUI...		Inv Deposit	81.53	221,840.42
General Journal	01/17/2017	31845	INV INTEREST	FEE \$4.79 INT ...	Interest Earned		221,840.42
General Journal	02/06/2017	WIRE	INVESTMENT ACQUI...		Inv Deposit	90.94	221,931.36

## Mason County Treasurer's Office Account QuickReport As of March 31, 2017

Type	Date	Num	Name	Memo	Split	Amount	Balance
General Journal	02/08/2017	32397	INV INTEREST	FEE \$5.94 INT ...	Interest Earned		221,931.36
General Journal	02/28/2017	WIRE	INVESTMENT LIQU...		Inv Withdrawl	-250.00	221,681.36
General Journal	03/10/2017	33085	INV INTEREST	FEE \$5.37 INT ...	Interest Earned		221,681.36
General Journal	03/14/2017	WIRE	INVESTMENT ACQUI...		Inv Deposit	112.76	221,794.12
Total 685309050 - SD#309 TR & AGENCY						35.23	221,794.12
<b>685309060 - SD#309 DEBT SERVICE</b>							450,291.85
General Journal	01/09/2017	WIRE	INVESTMENT ACQUI...		Inv Deposit	4,608.74	454,900.59
General Journal	01/17/2017	31845	INV INTEREST	FEE \$9.64 INT ...	Interest Earned		454,900.59
General Journal	02/06/2017	WIRE	INVESTMENT ACQUI...		Inv Deposit	13,150.15	468,050.74
General Journal	02/08/2017	32397	INV INTEREST	FEE \$12.14 IN...	Interest Earned		468,050.74
General Journal	02/28/2017	WIRE	INVESTMENT ACQUI...		Inv Deposit	8,835.47	476,886.21
General Journal	03/10/2017	33085	INV INTEREST	FEE \$11.27 IN...	Interest Earned		476,886.21
General Journal	03/14/2017	WIRE	INVESTMENT ACQUI...		Inv Deposit	36,486.12	513,372.33
General Journal	03/31/2017	WIRE	INVESTMENT ACQUI...		Inv Deposit	175,000.00	688,372.33
Total 685309060 - SD#309 DEBT SERVICE						238,080.48	688,372.33
<b>685309080 - SD#309 ASB</b>							305,017.24
General Journal	01/17/2017	31845	INV INTEREST	FEE \$6.56 INT ...	Interest Earned		305,017.24
General Journal	02/08/2017	32397	INV INTEREST	FEE \$8.16 INT ...	Interest Earned		305,017.24
General Journal	03/10/2017	33085	INV INTEREST	FEE \$7.37 INT ...	Interest Earned		305,017.24
General Journal	03/14/2017	WIRE	INVESTMENT ACQUI...		Inv Deposit	25,000.00	330,017.24
Total 685309080 - SD#309 ASB						25,000.00	330,017.24
<b>685309090 -SD#309 TRANS VEHICLE</b>							305,945.54
General Journal	01/09/2017	WIRE	INVESTMENT ACQUI...		Inv Deposit	162.42	306,107.96
General Journal	01/17/2017	31845	INV INTEREST	FEE \$6.57 INT ...	Interest Earned		306,107.96
General Journal	02/06/2017	WIRE	INVESTMENT ACQUI...		Inv Deposit	124.92	306,232.88
General Journal	02/08/2017	32397	INV INTEREST	FEE \$8.19 INT ...	Interest Earned		306,232.88
General Journal	03/10/2017	33085	INV INTEREST	FEE \$7.40 INT ...	Interest Earned		306,232.88
General Journal	03/14/2017	WIRE	INVESTMENT ACQUI...		Inv Deposit	156.59	306,389.47
Total 685309090 -SD#309 TRANS VEHICLE						443.93	306,389.47
<b>685311010 - SD#311 GENERAL</b>							690,218.95
General Journal	01/17/2017	31845	INV INTEREST	FEE \$15.75 IN...	Interest Earned		690,218.95
General Journal	01/30/2017	WIRE	INVESTMENT ACQUI...		Inv Deposit	1,250,754.82	1,940,973.77
General Journal	02/08/2017	32397	INV INTEREST	FEE \$20.63 IN...	Interest Earned		1,940,973.77
General Journal	02/28/2017	WIRE	INVESTMENT ACQUI...		Inv Deposit	250,733.40	2,191,707.17
General Journal	03/10/2017	33085	INV INTEREST	FEE \$47.14 IN...	Interest Earned		2,191,707.17
General Journal	03/30/2017	WIRE	INVESTMENT LIQU...		Inv Withdrawl	-1,026,370.58	1,165,336.59
Total 685311010 - SD#311 GENERAL						475,117.64	1,165,336.59
<b>685311030 - SD#311 CAP PROJ</b>							40,494.19
General Journal	01/17/2017	31845	INV INTEREST	FEE \$.87 INT \$...	Interest Earned		40,494.19
General Journal	01/30/2017	WIRE	INVESTMENT ACQUI...		Inv Deposit	14.82	40,509.01
General Journal	02/08/2017	32397	INV INTEREST	FEE \$1.08 INT ...	Interest Earned		40,509.01
General Journal	02/28/2017	WIRE	INVESTMENT ACQUI...		Inv Deposit	16.53	40,525.54
General Journal	03/10/2017	33085	INV INTEREST	FEE \$.98 INT \$...	Interest Earned		40,525.54
General Journal	03/30/2017	WIRE	INVESTMENT ACQUI...		Inv Deposit	20.59	40,546.13
Total 685311030 - SD#311 CAP PROJ						51.94	40,546.13
<b>685311080 - SD#311 ASB</b>							30,670.00
General Journal	01/17/2017	31845	INV INTEREST	FEE \$.67 INT \$...	Interest Earned		30,670.00
General Journal	01/30/2017	WIRE	INVESTMENT ACQUI...		Inv Deposit	124.26	30,794.26
General Journal	02/08/2017	32397	INV INTEREST	FEE \$.82 INT \$...	Interest Earned		30,794.26
General Journal	02/28/2017	WIRE	INVESTMENT LIQU...		Inv Withdrawl	-56.35	30,737.91
General Journal	03/10/2017	33085	INV INTEREST	FEE \$.74 INT \$...	Interest Earned		30,737.91
General Journal	03/30/2017	WIRE	INVESTMENT LIQU...		Inv Withdrawl	-4,556.60	26,181.31
Total 685311080 - SD#311 ASB						-4,488.69	26,181.31
<b>685311090 -SD#311 TRANS VEHICLE</b>							33,028.67
General Journal	01/17/2017	31845	INV INTEREST	FEE \$.71 INT \$...	Interest Earned		33,028.67
General Journal	01/30/2017	WIRE	INVESTMENT ACQUI...		Inv Deposit	12.06	33,040.73
General Journal	02/08/2017	32397	INV INTEREST	FEE \$.88 INT \$...	Interest Earned		33,040.73
General Journal	02/28/2017	WIRE	INVESTMENT ACQUI...		Inv Deposit	13.48	33,054.21
General Journal	03/10/2017	33085	INV INTEREST	FEE \$.80 INT \$...	Interest Earned		33,054.21
General Journal	03/30/2017	WIRE	INVESTMENT ACQUI...		Inv Deposit	16.79	33,071.00
Total 685311090 -SD#311 TRANS VEHICLE						42.33	33,071.00
<b>685402010 - SD#402 GENERAL</b>							3,516,541.17
General Journal	01/17/2017	31845	INV INTEREST	FEE \$50.00 IN...	Interest Earned		3,516,541.17
General Journal	02/08/2017	32397	INV INTEREST	FEE \$50.00 IN...	Interest Earned		3,516,541.17
General Journal	02/28/2017	WIRE	INVESTMENT LIQU...		Inv Withdrawl	-437,000.00	3,079,541.17

19

Mason County Treasurer's Office

Account QuickReport

As of March 31, 2017

Type	Date	Num	Name	Memo	Split	Amount	Balance
General Journal	03/10/2017	33085	INV INTEREST	FEE \$50.00 IN...	Interest Earned		3,079,541.17
Total 685402010 - SD#402 GENERAL						-437,000.00	3,079,541.17
<b>685402030 - SD#402 CAP PROJ</b>							12,616,402.10
General Journal	01/17/2017	31845	INV INTEREST	FEE \$50.00 IN...	Interest Earned		12,616,402.10
General Journal	01/31/2017	WIRE	INVESTMENT LIQUI...		Inv Withdrawl	-740,000.00	11,876,402.10
General Journal	02/08/2017	32397	INV INTEREST	FEE \$50.00 IN...	Interest Earned		11,876,402.10
General Journal	02/28/2017	WIRE	INVESTMENT LIQUI...		Inv Withdrawl	-554,000.00	11,322,402.10
General Journal	03/10/2017	33085	INV INTEREST	FEE \$50.00 IN...	Interest Earned		11,322,402.10
General Journal	03/31/2017	WIRE	INVESTMENT LIQUI...		Inv Withdrawl	-1,185,685.00	10,136,717.10
Total 685402030 - SD#402 CAP PROJ						-2,479,685.00	10,136,717.10
<b>685402060 - SD#402 DEBT SERVICE</b>							95,360.65
General Journal	01/17/2017	31845	INV INTEREST	FEE \$4.02 INT ...	Interest Earned		95,360.65
General Journal	01/31/2017	WIRE	INVESTMENT ACQUI...		Inv Deposit	4,350.00	99,710.65
General Journal	02/08/2017	32397	INV INTEREST	FEE \$2.56 INT ...	Interest Earned		99,710.65
General Journal	02/28/2017	WIRE	INVESTMENT ACQUI...		Inv Deposit	4,860.00	104,570.65
General Journal	03/10/2017	33085	INV INTEREST	FEE \$2.42 INT ...	Interest Earned		104,570.65
General Journal	03/31/2017	WIRE	INVESTMENT ACQUI...		Inv Deposit	9,090.00	113,660.65
Total 685402060 - SD#402 DEBT SERVICE						18,300.00	113,660.65
<b>685402080 - SD#402 ASB</b>							59,843.12
General Journal	01/17/2017	31845	INV INTEREST	FEE \$1.27 INT ...	Interest Earned		59,843.12
General Journal	02/08/2017	32397	INV INTEREST	FEE \$1.60 INT ...	Interest Earned		59,843.12
General Journal	03/10/2017	33085	INV INTEREST	FEE \$1.45 INT ...	Interest Earned		59,843.12
General Journal	03/31/2017	WIRE	INVESTMENT ACQUI...		Inv Deposit	3,000.00	62,843.12
Total 685402080 - SD#402 ASB						3,000.00	62,843.12
<b>685402090 -SD#402 TRANS VEHICLE</b>							113,403.14
General Journal	01/17/2017	31845	INV INTEREST	FEE 2.44 INT \$...	Interest Earned		113,403.14
General Journal	01/31/2017	WIRE	INVESTMENT ACQUI...		Inv Deposit	90.00	113,493.14
General Journal	02/08/2017	32397	INV INTEREST	FEE \$3.03 INT ...	Interest Earned		113,493.14
General Journal	02/28/2017	WIRE	INVESTMENT ACQUI...		Inv Deposit	49.00	113,542.14
General Journal	03/10/2017	33085	INV INTEREST	FEE \$2.74 INT ...	Interest Earned		113,542.14
General Journal	03/31/2017	WIRE	INVESTMENT ACQUI...		Inv Deposit	55.00	113,597.14
Total 685402090 -SD#402 TRANS VEHICLE						194.00	113,597.14
<b>685403010 - SD#403 GENERAL</b>							2,224,317.01
General Journal	01/13/2017	WIRE	INVESTMENT ACQUI...		Inv Deposit	19,838.65	2,244,155.66
General Journal	01/17/2017	31845	INV INTEREST	FEE \$50.00 IN...	Interest Earned		2,244,155.66
General Journal	01/31/2017	WIRE	INVESTMENT ACQUI...		Inv Deposit	57,814.49	2,301,970.15
General Journal	02/08/2017	32397	INV INTEREST	FEE \$50.00 IN...	Interest Earned		2,301,970.15
General Journal	02/15/2017	WIRE	INVESTMENT LIQUI...		Inv Withdrawl	-197,477.95	2,104,492.20
General Journal	02/28/2017	WIRE	INVESTMENT LIQUI...		Inv Withdrawl	-63,213.00	2,041,279.20
General Journal	03/10/2017	33085	INV INTEREST	FEE \$50.00 IN...	Interest Earned		2,041,279.20
General Journal	03/14/2017	WIRE	INVESTMENT LIQUI...		Inv Withdrawl	-221,793.22	1,819,485.98
General Journal	03/31/2017	WIRE	INVESTMENT LIQUI...		Inv Withdrawl	-1,398,010.27	421,475.71
Total 685403010 - SD#403 GENERAL						-1,802,841.30	421,475.71
<b>685403030 - SD#403 CAP PROJ</b>							1,978,201.59
General Journal	01/13/2017	WIRE	INVESTMENT LIQUI...		Inv Withdrawl	-339,742.29	1,638,459.30
General Journal	01/17/2017	31845	INV INTEREST	FEE \$32.02 IN...	Interest Earned		1,638,459.30
General Journal	01/31/2017	WIRE	INVESTMENT LIQUI...		Inv Withdrawl	-1,110,073.31	528,385.99
General Journal	02/08/2017	32397	INV INTEREST	FEE \$46.40 IN...	Interest Earned		528,385.99
General Journal	02/15/2017	WIRE	INVESTMENT ACQUI...		Inv Deposit	1,138,914.35	1,667,300.34
General Journal	02/28/2017	WIRE	INVESTMENT LIQUI...		Inv Withdrawl	-57,017.00	1,610,283.34
General Journal	03/10/2017	33085	INV INTEREST	FEE \$26.49 IN...	Interest Earned		1,610,283.34
General Journal	03/14/2017	WIRE	INVESTMENT LIQUI...		Inv Withdrawl	-24,266.58	1,586,016.76
General Journal	03/31/2017	WIRE	INVESTMENT LIQUI...		Inv Withdrawl	-627,551.92	958,464.84
Total 685403030 - SD#403 CAP PROJ						-1,019,736.75	958,464.84
<b>685403060 - SD#403 DEBT SERVICE</b>							1,246,864.68
General Journal	01/13/2017	WIRE	INVESTMENT ACQUI...		Inv Deposit	36,541.43	1,283,406.11
General Journal	01/17/2017	31845	INV INTEREST	FEE \$26.65 IN...	Interest Earned		1,283,406.11
General Journal	01/31/2017	WIRE	INVESTMENT ACQUI...		Inv Deposit	6,558.91	1,289,965.02
General Journal	02/08/2017	32397	INV INTEREST	FEE \$33.97 IN...	Interest Earned		1,289,965.02
General Journal	02/15/2017	WIRE	INVESTMENT LIQUI...		Inv Withdrawl	-98,503.39	1,191,461.63
General Journal	02/28/2017	WIRE	INVESTMENT ACQUI...		Inv Deposit	9,000.00	1,200,461.63
General Journal	03/10/2017	33085	INV INTEREST	FEE \$30.00 IN...	Interest Earned		1,200,461.63
General Journal	03/31/2017	WIRE	INVESTMENT ACQUI...		Inv Deposit	182,172.02	1,382,633.65
Total 685403060 - SD#403 DEBT SERVICE						135,768.97	1,382,633.65
<b>685403080 - SD#403 ASB</b>							283,426.21



## Mason County Treasurer's Office Account QuickReport As of March 31, 2017

Type	Date	Num	Name	Memo	Split	Amount	Balance
General Journal	01/13/2017	WIRE	INVESTMENT ACQUI...		Inv Deposit	14,657.70	298,083.91
General Journal	01/17/2017	31845	INV INTEREST	FEE \$6.61 INT ...	Interest Earned		298,083.91
General Journal	01/31/2017	WIRE	INVESTMENT LIQUI...		Inv Withdrawl	-2,058.26	296,025.65
General Journal	02/08/2017	32397	INV INTEREST	FEE \$7.82 INT ...	Interest Earned		296,025.65
General Journal	02/15/2017	WIRE	INVESTMENT ACQUI...		Inv Deposit	467.69	296,493.34
General Journal	02/28/2017	WIRE	INVESTMENT ACQUI...		Inv Deposit	7,678.53	304,171.87
General Journal	03/10/2017	33085	INV INTEREST	FEE \$7.17 INT ...	Interest Earned		304,171.87
General Journal	03/14/2017	WIRE	INVESTMENT LIQUI...		Inv Withdrawl	-10,577.39	293,594.48
General Journal	03/31/2017	WIRE	INVESTMENT LIQUI...		Inv Withdrawl	-5,670.48	287,924.00
Total 685403080 - SD#403 ASB						4,497.79	287,924.00
<b>685403090 -SD#403 TRANS VEHICLE</b>							312,561.22
General Journal	01/13/2017	WIRE	INVESTMENT ACQUI...		Inv Deposit	113.71	312,674.93
General Journal	01/17/2017	31845	INV INTEREST	FEE \$5.68 INT ...	Interest Earned		312,674.93
General Journal	01/31/2017	WIRE	INVESTMENT LIQUI...		Inv Withdrawl	-135,850.28	176,824.65
General Journal	02/08/2017	32397	INV INTEREST	FEE \$8.25 INT ...	Interest Earned		176,824.65
General Journal	02/15/2017	WIRE	INVESTMENT ACQUI...		Inv Deposit	108.00	176,932.65
General Journal	03/10/2017	33085	INV INTEREST	FEE \$4.28 INT ...	Interest Earned		176,932.65
General Journal	03/31/2017	WIRE	INVESTMENT ACQUI...		Inv Deposit	156.70	177,089.35
Total 685403090 -SD#403 TRANS VEHICLE						-135,471.87	177,089.35
<b>685404010 - SD#404 GENERAL</b>							1,112,870.25
General Journal	01/03/2017	WIRE	INVESTMENT LIQUI...		Inv Withdrawl	-150,000.00	962,870.25
General Journal	01/17/2017	31845	INV INTEREST	FEE \$23.92 IN...	Interest Earned		962,870.25
General Journal	01/27/2017	WIRE	INVESTMENT ACQUI...		Inv Deposit	55,000.00	1,017,870.25
General Journal	02/08/2017	32397	INV INTEREST	FEE \$26.26 IN...	Interest Earned		1,017,870.25
General Journal	02/28/2017	WIRE	INVESTMENT LIQUI...		Inv Withdrawl	-27,000.00	990,870.25
General Journal	03/10/2017	33085	INV INTEREST	FEE \$24.59 IN...	Interest Earned		990,870.25
General Journal	03/31/2017	WIRE	INVESTMENT ACQUI...		Inv Deposit	106,000.00	1,096,870.25
Total 685404010 - SD#404 GENERAL						-16,000.00	1,096,870.25
<b>685404030 - SD#404 CAP PROJ</b>							4,814.71
General Journal	01/17/2017	31845	INV INTEREST	FEE \$.10 INT \$...	Interest Earned		4,814.71
General Journal	01/27/2017	WIRE	INVESTMENT ACQUI...		Inv Deposit	9.00	4,823.71
General Journal	02/08/2017	32397	INV INTEREST	FEE \$.13 INT \$...	Interest Earned		4,823.71
General Journal	02/28/2017	WIRE	INVESTMENT ACQUI...		Inv Deposit	2.00	4,825.71
General Journal	03/10/2017	33085	INV INTEREST	FEE \$.12 INT \$...	Interest Earned		4,825.71
General Journal	03/31/2017	WIRE	INVESTMENT ACQUI...		Inv Deposit	26.00	4,851.71
Total 685404030 - SD#404 CAP PROJ						37.00	4,851.71
<b>685404050 - SD#404 TR &amp; AGENCY</b>							64,087.31
General Journal	01/03/2017	WIRE	INVESTMENT LIQUI...		Inv Withdrawl	-100.00	63,987.31
General Journal	01/17/2017	31845	INV INTEREST	FEE 1.38 INT \$...	Interest Earned		63,987.31
General Journal	01/27/2017	WIRE	INVESTMENT LIQUI...		Inv Withdrawl	-200.00	63,787.31
General Journal	02/08/2017	32397	INV INTEREST	FEE \$1.71 INT ...	Interest Earned		63,787.31
General Journal	02/28/2017	WIRE	INVESTMENT ACQUI...		Inv Deposit	150.00	63,937.31
General Journal	03/10/2017	33085	INV INTEREST	FEE \$1.54 INT ...	Interest Earned		63,937.31
General Journal	03/31/2017	WIRE	INVESTMENT ACQUI...		Inv Deposit	108.00	64,045.31
Total 685404050 - SD#404 TR & AGENCY						-42.00	64,045.31
<b>685404060 - SD#404 DEBT SERVICE</b>							997,220.39
General Journal	01/17/2017	31845	INV INTEREST	FEE \$21.43 IN...	Interest Earned		997,220.39
General Journal	01/27/2017	WIRE	INVESTMENT ACQUI...		Inv Deposit	123,774.00	1,120,994.39
General Journal	02/08/2017	32397	INV INTEREST	FEE \$27.22 IN...	Interest Earned		1,120,994.39
General Journal	02/28/2017	WIRE	INVESTMENT ACQUI...		Inv Deposit	3,000.00	1,123,994.39
General Journal	03/10/2017	33085	INV INTEREST	FEE \$27.10 IN...	Interest Earned		1,123,994.39
General Journal	03/31/2017	WIRE	INVESTMENT ACQUI...		Inv Deposit	40,200.00	1,164,194.39
Total 685404060 - SD#404 DEBT SERVICE						166,974.00	1,164,194.39
<b>685404080 - SD#404 ASB</b>							22,680.76
General Journal	01/03/2017	WIRE	INVESTMENT LIQUI...		Inv Withdrawl	-290.00	22,390.76
General Journal	01/17/2017	31845	INV INTEREST	FEE \$.49 INT \$...	Interest Earned		22,390.76
General Journal	01/27/2017	WIRE	INVESTMENT ACQUI...		Inv Deposit	326.00	22,716.76
General Journal	02/08/2017	32397	INV INTEREST	FEE \$.60 INT \$...	Interest Earned		22,716.76
General Journal	02/28/2017	WIRE	INVESTMENT ACQUI...		Inv Deposit	324.00	23,040.76
General Journal	03/10/2017	33085	INV INTEREST	FEE \$.55 INT \$...	Interest Earned		23,040.76
General Journal	03/31/2017	WIRE	INVESTMENT LIQUI...		Inv Withdrawl	-229.00	22,811.76
Total 685404080 - SD#404 ASB						131.00	22,811.76
<b>685404090 -SD#404 TRANS VEHICLE</b>							256,046.79
General Journal	01/17/2017	31845	INV INTEREST	FEE \$5.50 INT ...	Interest Earned		256,046.79
General Journal	01/27/2017	WIRE	INVESTMENT LIQUI...		Inv Withdrawl	-195,800.00	60,246.79
General Journal	02/08/2017	32397	INV INTEREST	FEE \$6.01 INT ...	Interest Earned		60,246.79

21

Mason County Treasurer's Office

Account QuickReport

As of March 31, 2017

Type	Date	Num	Name	Memo	Split	Amount	Balance
General Journal	02/28/2017		WIRE	INVESTMENT ACQUI...	Inv Deposit	173.00	60,419.79
General Journal	03/10/2017	33085	INV INTEREST	FEE \$1.46 INT ...	Interest Earned		60,419.79
General Journal	03/31/2017	WIRE	INVESTMENT ACQUI...		Inv Deposit	114.00	60,533.79
Total 685404090 -SD#404 TRANS VEHICLE						-195,513.00	60,533.79
<b>690001010 - BWD DIST#1 M&amp;O</b>							711.57
General Journal	01/17/2017	31845	INV INTEREST	FEE \$.02 INT \$...	Interest Earned		711.57
General Journal	02/08/2017	32397	INV INTEREST	FEE \$.02 INT \$...	Interest Earned		711.57
General Journal	03/10/2017	33085	INV INTEREST	FEE \$.02 INT \$...	Interest Earned		711.57
Total 690001010 - BWD DIST#1 M&O						0.00	711.57
<b>690001045 - BWD #1 CAP IMPR FAC</b>							1,048.51
General Journal	01/17/2017	31845	INV INTEREST	FEE \$.02 INT \$...	Interest Earned		1,048.51
General Journal	02/08/2017	32397	INV INTEREST	FEE \$.03 INT \$...	Interest Earned		1,048.51
General Journal	03/10/2017	33085	INV INTEREST	FEE \$.03 INT \$...	Interest Earned		1,048.51
Total 690001045 - BWD #1 CAP IMPR FAC						0.00	1,048.51
<b>690002010 - TEW DIST#2 GENERAL</b>							27,481.80
General Journal	01/17/2017	31845	INV INTEREST	FEE \$.59 INT \$...	Interest Earned		27,481.80
General Journal	02/08/2017	32397	INV INTEREST	FEE \$.74 INT \$...	Interest Earned		27,481.80
General Journal	03/10/2017	33085	INV INTEREST	FEE \$.66 INT \$...	Interest Earned		27,481.80
Total 690002010 - TEW DIST#2 GENERAL						0.00	27,481.80
<b>690002020 - TEW DIST #2 RESV MT</b>							26,983.79
General Journal	01/17/2017	31845	INV INTEREST	FEE \$.58 INT \$...	Interest Earned		26,983.79
General Journal	02/08/2017	32397	INV INTEREST	FEE \$.72 INT \$...	Interest Earned		26,983.79
General Journal	03/10/2017	33085	INV INTEREST	FEE \$.65 INT \$...	Interest Earned		26,983.79
Total 690002020 - TEW DIST #2 RESV MT						0.00	26,983.79
<b>690002065 - TEW DIST #2 WTR REV</b>							118,781.64
General Journal	01/17/2017	31845	INV INTEREST	FEE \$2.55 INT ...	Interest Earned		118,781.64
General Journal	02/08/2017	32397	INV INTEREST	FEE \$3.18 INT ...	Interest Earned		118,781.64
General Journal	03/10/2017	33085	INV INTEREST	FEE \$2.87 INT ...	Interest Earned		118,781.64
Total 690002065 - TEW DIST #2 WTR REV						0.00	118,781.64
<b>690002130 -TEW DIST #2 ASMT REV</b>							8,533.18
General Journal	01/17/2017	31845	INV INTEREST	FEE .18 INT \$3...	Interest Earned		8,533.18
General Journal	02/08/2017	32397	INV INTEREST	FEE \$.23 INT \$...	Interest Earned		8,533.18
General Journal	03/10/2017	33085	INV INTEREST	FEE \$.21 INT \$...	Interest Earned		8,533.18
Total 690002130 -TEW DIST #2 ASMT REV						0.00	8,533.18
<b>690003020 - MLWD#3 CAP IMP RESV</b>							59,600.61
General Journal	01/17/2017	31845	INV INTEREST	FEE \$1.24 INT ...	Interest Earned		59,600.61
General Journal	02/08/2017	32397	INV INTEREST	FEE \$1.59 INT ...	Interest Earned		59,600.61
General Journal	03/10/2017	33085	INV INTEREST	FEE \$1.44 INT ...	Interest Earned		59,600.61
General Journal	03/16/2017	WIRE	INVESTMENT ACQUI...		Inv Deposit	1,892.54	61,493.15
Total 690003020 - MLWD#3 CAP IMP RESV						1,892.54	61,493.15
<b>690005010 -HARSTENE PT WTR/SWR</b>							100,000.00
General Journal	01/17/2017	31845	INV INTEREST	FEE \$2.15 INT ...	Interest Earned		100,000.00
General Journal	02/08/2017	32397	INV INTEREST	FEE \$2.68 INT ...	Interest Earned		100,000.00
General Journal	03/10/2017	33085	INV INTEREST	FEE \$2.42 INT ...	Interest Earned		100,000.00
General Journal	03/30/2017	WIRE	INVESTMENT LIQUI...		Inv Withdrawl	-20,000.00	80,000.00
Total 690005010 -HARSTENE PT WTR/SWR						-20,000.00	80,000.00
<b>690005020 -HARSTENE PT W/S RESV</b>							299,866.16
General Journal	01/17/2017	31845	INV INTEREST	FEE \$6.45 INT ...	Interest Earned		299,866.16
General Journal	02/08/2017	32397	INV INTEREST	FEE \$8.02 INT ...	Interest Earned		299,866.16
General Journal	03/10/2017	33085	INV INTEREST	FEE \$7.25 INT ...	Interest Earned		299,866.16
General Journal	03/30/2017	WIRE	INVESTMENT ACQUI...		Inv Deposit	515.30	300,381.46
Total 690005020 -HARSTENE PT W/S RESV						515.30	300,381.46
<b>690005030 -HARSTENE PT W/S ECOL</b>							38,301.90
General Journal	01/17/2017	31845	INV INTEREST	FEE .82 INT \$1...	Interest Earned		38,301.90
General Journal	02/08/2017	32397	INV INTEREST	FEE \$1.03 INT ...	Interest Earned		38,301.90
General Journal	03/10/2017	33085	INV INTEREST	FEE \$.93 INT \$...	Interest Earned		38,301.90
General Journal	03/30/2017	WIRE	INVESTMENT ACQUI...		Inv Deposit	63.71	38,365.61
Total 690005030 -HARSTENE PT W/S ECOL						63.71	38,365.61
<b>690005050-HARTSTENE DWSFR LOAN</b>							0.00

22

Mason County Treasurer's Office

Account QuickReport

As of March 31, 2017

04/05/17

Accrual Basis

Type	Date	Num	Name	Memo	Split	Amount	Balance
General Journal	03/30/2017	WIRE	INVESTMENT ACQUI...		Inv Deposit	68,000.00	68,000.00
Total 690005050-HARTSTENE DWSFR LOAN						68,000.00	68,000.00
							0.00
<b>690005070-HARTSTENE WATER BOND</b>							
General Journal	03/30/2017	WIRE	INVESTMENT ACQUI...		Inv Deposit	17,698.48	17,698.48
Total 690005070-HARTSTENE WATER BOND						17,698.48	17,698.48
<b>800000010 - TDC - STATE POOL</b>							26,655,691.45
General Journal	01/03/2017	WIRE	INVESTMENT ACQUI...		Inv Deposit	9,300,000.00	35,955,691.45
General Journal	01/04/2017	WIRE	INVESTMENT LIQUI...		Inv Withdrawl	-2,915,000.00	33,040,691.45
General Journal	01/05/2017	WIRE	INVESTMENT LIQUI...		Inv Withdrawl	-2,242,000.00	30,798,691.45
General Journal	01/06/2017	WIRE	INVESTMENT LIQUI...		Inv Withdrawl	-4,084,000.00	26,714,691.45
General Journal	01/09/2017	WIRE	INVESTMENT LIQUI...		Inv Withdrawl	-2,083,000.00	24,631,691.45
General Journal	01/10/2017	WIRE	INVESTMENT LIQUI...		Inv Withdrawl	-230,000.00	24,401,691.45
General Journal	01/11/2017	WIRE	INVESTMENT LIQUI...		Inv Withdrawl	-310,000.00	24,091,691.45
General Journal	01/13/2017	WIRE	INVESTMENT LIQUI...		Inv Withdrawl	-271,000.00	23,820,691.45
General Journal	01/17/2017	WIRE	INVESTMENT ACQUI...		Inv Deposit	466,000.00	24,286,691.45
General Journal	01/17/2017	31845	INV INTEREST	FEE \$0 INT \$1...	Interest Earned		24,286,691.45
General Journal	01/19/2017	WIRE	INVESTMENT LIQUI...		Inv Withdrawl	-332,000.00	23,954,691.45
General Journal	01/20/2017	WIRE	INVESTMENT LIQUI...		Inv Withdrawl	-445,000.00	23,509,691.45
General Journal	01/23/2017	WIRE	INVESTMENT ACQUI...		Inv Deposit	201,000.00	23,710,691.45
General Journal	01/24/2017	WIRE	INVESTMENT LIQUI...		Inv Withdrawl	-62,000.00	23,648,691.45
General Journal	01/26/2017	WIRE	INVESTMENT LIQUI...		Inv Withdrawl	-994,000.00	22,654,691.45
General Journal	01/27/2017	WIRE	INVESTMENT LIQUI...		Inv Withdrawl	-2,554,000.00	20,100,691.45
General Journal	01/30/2017	WIRE	INVESTMENT LIQUI...		Inv Withdrawl	-1,369,000.00	18,731,691.45
General Journal	01/31/2017	WIRE	INVESTMENT LIQUI...		Inv Withdrawl	-60,000.00	18,671,691.45
General Journal	02/01/2017	WIRE	INVESTMENT ACQUI...		Inv Deposit	9,000,000.00	27,671,691.45
General Journal	02/02/2017	WIRE	INVESTMENT ACQUI...		Inv Deposit	1,590,000.00	29,261,691.45
General Journal	02/03/2017	WIRE	INVESTMENT LIQUI...		Inv Withdrawl	-2,780,000.00	26,481,691.45
General Journal	02/06/2017	WIRE	INVESTMENT LIQUI...		Inv Withdrawl	-1,668,296.77	24,813,394.68
General Journal	02/07/2017	WIRE	INVESTMENT LIQUI...		Inv Withdrawl	-4,626,000.00	20,187,394.68
General Journal	02/08/2017	WIRE	INVESTMENT ACQUI...		Inv Deposit	1,244,000.00	21,431,394.68
General Journal	02/08/2017	32397	INV INTEREST	FEE \$0 INT \$1...	Interest Earned		21,431,394.68
General Journal	02/09/2017	WIRE	INVESTMENT LIQUI...		Inv Withdrawl	-1,346,000.00	20,085,394.68
General Journal	02/13/2017	WIRE	INVESTMENT LIQUI...		Inv Withdrawl	-151,000.00	19,934,394.68
General Journal	02/15/2017	WIRE	INVESTMENT LIQUI...		Inv Withdrawl	-595,000.00	19,339,394.68
General Journal	02/17/2017	WIRE	INVESTMENT ACQUI...		Inv Deposit	1,000,000.00	20,339,394.68
General Journal	02/22/2017	WIRE	INVESTMENT LIQUI...		Inv Withdrawl	-373,000.00	19,966,394.68
General Journal	02/23/2017	WIRE	INVESTMENT LIQUI...		Inv Withdrawl	-104,000.00	19,862,394.68
General Journal	02/28/2017	WIRE	INVESTMENT LIQUI...		Inv Withdrawl	-1,469,000.00	18,393,394.68
General Journal	03/01/2017	WIRE	INVESTMENT ACQUI...		Inv Deposit	8,400,000.00	26,793,394.68
General Journal	03/03/2017	WIRE	INVESTMENT LIQUI...		Inv Withdrawl	-2,250,000.00	24,543,394.68
General Journal	03/06/2017	WIRE	INVESTMENT LIQUI...		Inv Withdrawl	-3,368,000.00	21,175,394.68
General Journal	03/07/2017	WIRE	INVESTMENT LIQUI...		Inv Withdrawl	-716,000.00	20,459,394.68
General Journal	03/08/2017	WIRE	INVESTMENT LIQUI...		Inv Withdrawl	-236,000.00	20,223,394.68
General Journal	03/09/2017	WIRE	INVESTMENT LIQUI...		Inv Withdrawl	-250,000.00	19,973,394.68
General Journal	03/10/2017	33085	INV INTEREST	FEE \$0 INT \$1...	Interest Earned		19,973,394.68
General Journal	03/13/2017	WIRE	INVESTMENT ACQUI...		Inv Deposit	1,324,000.00	21,297,394.68
General Journal	03/14/2017	WIRE	INVESTMENT ACQUI...		Inv Deposit	355,000.00	21,652,394.68
General Journal	03/15/2017	WIRE	INVESTMENT ACQUI...		Inv Deposit	646,000.00	22,298,394.68
General Journal	03/16/2017	WIRE	INVESTMENT ACQUI...		Inv Deposit	3,990,000.00	26,288,394.68
General Journal	03/21/2017	WIRE	INVESTMENT ACQUI...		Inv Deposit	370,000.00	26,658,394.68
General Journal	03/24/2017	WIRE	INVESTMENT ACQUI...		Inv Deposit	1,554,000.00	28,212,394.68
General Journal	03/28/2017	WIRE	INVESTMENT ACQUI...		Inv Deposit	400,000.00	28,612,394.68
General Journal	03/29/2017	WIRE	INVESTMENT ACQUI...		Inv Deposit	1,007,277.49	29,619,672.17
General Journal	03/30/2017	WIRE	INVESTMENT ACQUI...		Inv Deposit	850,000.00	30,469,672.17
General Journal	03/31/2017	WIRE	INVESTMENT ACQUI...		Inv Deposit	1,142,000.00	31,611,672.17
Total 800000010 - TDC - STATE POOL						4,955,980.72	31,611,672.17
<b>800000020 - TDC - SAVINGS</b>							250,000.00
Total 800000020 - TDC - SAVINGS							250,000.00
<b>800000030 - TDC - AGENCY BONDS</b>							6,309,936.86
Total 800000030 - TDC - AGENCY BONDS							6,309,936.86
<b>800000040 - TDC - REG WARRANTS</b>							16,428.11
General Journal	01/06/2017	WIRE	INVESTMENT LIQUI...	RW #37 INT\$1...	Inv Called	-16,428.11	0.00
Total 800000040 - TDC - REG WARRANTS						-16,428.11	0.00
Total STATE POOL INVESTMENT LEDGER						881,062.95	131,363,463.48
<b>TOTAL</b>						<b>881,062.95</b>	<b>131,363,463.48</b>

23

**Statement of Account for No: 10230**  
**March 2017**  
**Primary Account**

LISA FRAZIER  
MASON COUNTY  
PO BOX 429  
SHELTON, WA 98584-8584

Date	Description	Comment	Deposits	Withdrawals	Balance
03/01/2017	Beginning Balance				115,337,665.55
03/01/2017	Deposit		8,400,000.00		123,737,665.55
03/03/2017	Withdrawal			2,250,000.00	121,487,665.55
03/06/2017	Withdrawal			3,368,000.00	118,119,665.55
03/07/2017	Withdrawal			716,000.00	117,403,665.55
03/08/2017	Withdrawal			319,289.74	117,084,375.81
03/09/2017	Withdrawal			306,897.91	116,777,477.90
03/13/2017	Deposit		1,356,808.35		118,134,286.25
03/14/2017	Deposit		300,118.28		118,434,404.53
03/15/2017	Deposit		872,284.83		119,306,689.36
03/16/2017	Deposit		3,991,892.54		123,298,581.90
03/21/2017	Deposit		370,000.00		123,668,581.90
03/24/2017	Deposit		1,538,987.02		125,207,568.92
03/28/2017	Deposit		400,000.00		125,607,568.92
03/29/2017	Deposit		1,007,277.49		126,614,846.41
03/30/2017	Withdrawal			114,612.31	126,500,234.10
03/31/2017	Withdrawal			1,696,707.48	124,803,526.62
03/31/2017	Month End Balance				124,803,526.62
	March Earnings	Daily Factor Earnings	72,681.27		
	Net Ending Balance				124,876,207.89

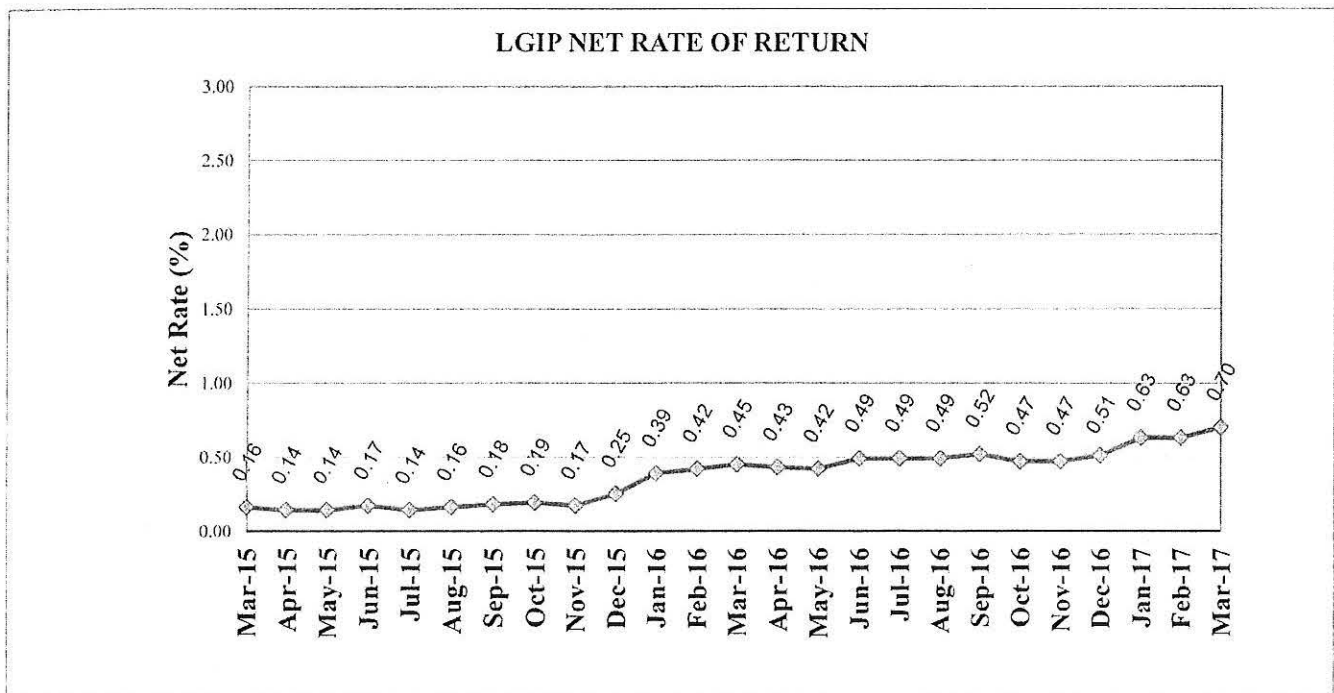
**Account Summary**

Beginning Balance:	115,337,665.55	Gross Earnings:	73,477.84
Deposits:	18,237,368.51	Administrative Fee:	796.57
Withdrawals:	8,771,507.44	Net Earnings:	72,681.27
Month End Balance:	124,803,526.62		
Administrative Fee Rate:	0.0077 %	Net Ending Balance:	124,876,207.89
Gross Earnings Rate:	0.7096 %		
Net Earnings Rate:	0.7019 %	Average Daily Balance:	121,915,691.40

**WASHINGTON STATE  
LOCAL GOVERNMENT INVESTMENT POOL  
March 31, 2017**

Investment Type	Average Balance Mar-17	Mar-17 Percentage	Average Balance CY 2017	CY 2017 Percentage
Agency Bullets	0.00	0.00%	5,555,494.98	0.05%
Agency Discount Notes	3,438,121,906.52	28.14%	2,713,795,135.63	22.20%
Agency Floating Rate Notes	1,163,283,401.81	9.52%	1,171,714,452.95	9.59%
Agency Variable Rate Notes	1,254,981,493.16	10.27%	1,330,099,447.83	10.88%
Certificates of Deposit	75,012,741.94	0.61%	75,775,833.33	0.62%
IB Bank Deposit	1,083,792,003.01	8.87%	1,052,364,907.32	8.61%
Repurchase Agreements	1,372,345,870.96	11.23%	1,339,123,099.99	10.96%
Supras - Bullets	99,930,327.89	0.82%	93,258,748.96	0.76%
Supras - Discount Notes	0.00	0.00%	21,105,428.70	0.17%
Supras - Variables	135,019,444.67	1.10%	121,688,483.75	1.00%
Term Repurchase Agreements	619,354,838.71	5.07%	1,291,111,111.11	10.56%
U.S. Treasury Securities	2,977,567,808.43	24.37%	3,006,534,778.24	24.60%
US Treasury Floating Rate Notes	0.00	0.00%	0.00	0.00%
<b>Total Avg Daily Balance</b>	<b>12,219,409,837.10</b>	<b>100.00%</b>	<b>12,222,126,922.79</b>	<b>100.00%</b>

Avg Days to Maturity 36 days

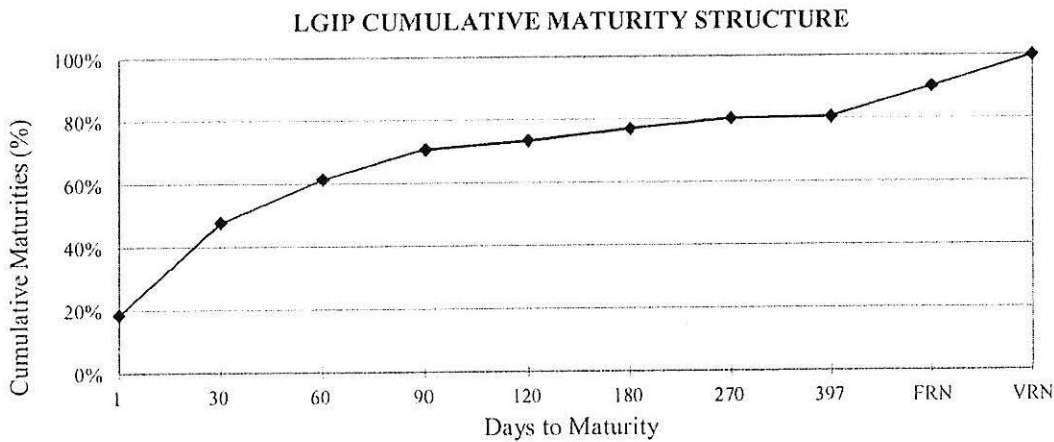
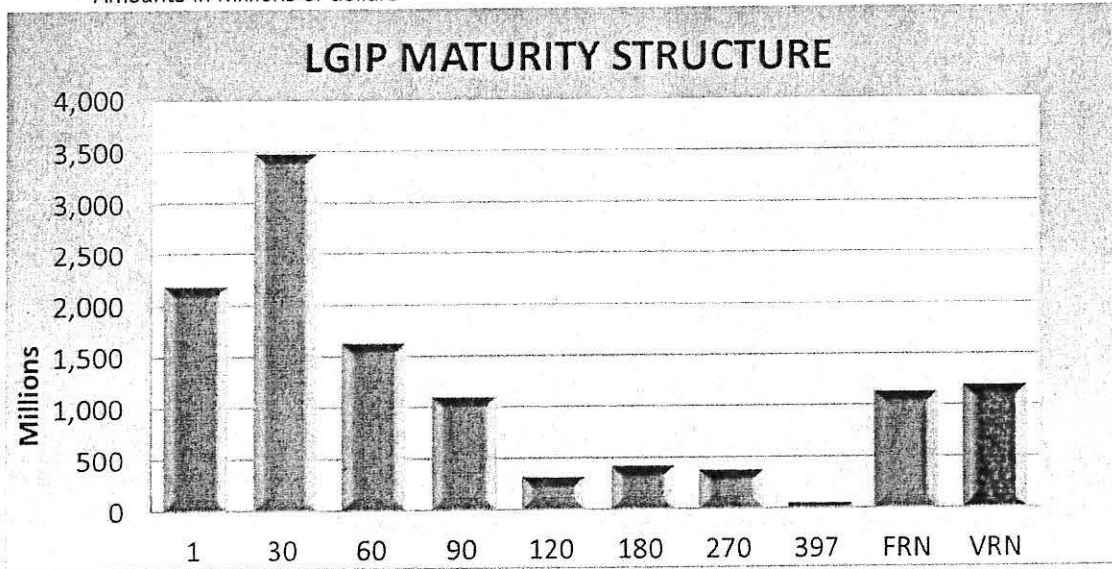


\* Rates are calculated on a 365-day basis

**WASHINGTON STATE  
LOCAL GOVERNMENT INVESTMENT POOL  
March 31, 2017**

<u>DAYS TO MATURITY</u>	<u>\$ MATURING (PAR VALUE)</u>	<u>% MATURING</u>	<u>CUMULATIVE % MATURING</u>
1	2,187.54	18.5%	18.5%
2-30	3,474.18	29.3%	47.8%
31-60	1,630.00	13.7%	61.5%
61-90	1,100.00	9.3%	70.8%
91-120	322.87	2.7%	73.5%
121-180	425.00	3.6%	77.0%
181-270	375.00	3.2%	80.2%
271-397	50.00	0.4%	80.6%
Floating Rate Notes	1,126.40	9.5%	90.1%
Variable Rate Notes	1,186.40	10.0%	100.0%
<b>PORTFOLIO TOTAL:</b>	<b>11,877.39</b>		

\* Amounts in millions of dollars





## Washington State Treasurer Duane Davidson Hails National Award For Financial Reporting

March 17, 2017. For Immediate Release.

### Local Government Investment Pool Continues Strong Performance

For its most recent annual update on how Washington state invests surplus funds of more than 500 local governments, the Office of the State Treasurer (OST) has earned a Certificate of Achievement for Excellence in Financial Reporting. The honor was granted earlier this month by the Government Finance Officers Association of the United States and Canada, for OST's Fiscal Year 2016 Comprehensive Annual Financial Report (CAFR) on Washington's Local Government Investment Pool (LGIP). State Treasurer Duane Davidson hailed the honor, and said it reflects the diligence and professionalism of OST's staff.

Davidson said, "Fiscal 2016 marked the 20th year in a row that our state's Local Government Investment Pool's financial report has received this prestigious recognition. This honor was earned for work done during the tenure of my predecessor James McIntire, and earlier versions of the award were won by OST under a series of his predecessors. It is a window into – and strong reminder of – the professionalism and dedication of our operation at OST. Our team of 65 staff members smoothly handles enormous responsibilities. They keep state tax dollars safe, secure and liquid; and provide banking, investment and borrowing services for the state, and local governments."

Davidson added, "Our office's trustworthy accounting serves to daylight our work for the public, and goes above and beyond baseline professional standards. Accountability is more than just a talking point, it's a way of doing the public's business."

The association's criteria for awarding the certificate emphasize "the spirit of transparency and full disclosure," and recognizing "individual governments that succeed in achieving that goal." The awards are granted after review by select association staff and a special panel of public sector finance experts, other finance professionals, independent auditors, and academics.

The OST report shows that the state's LGIP had an average balance invested during FY 2016 of \$10.5 billion. It yielded net investment income of \$33.8 million. That was \$27 million, or five-fold more than what had been expected under the industry-standard benchmark.

Washington state lawmakers created the LGIP in 1986 so that eligible government taxing bodies could invest their temporary cash surpluses at scale, to earn a competitive rate of return while still maintaining 100 percent liquidity. Currently, more than 530 local governments invest in Washington's LGIP. They include all 39 counties, 234 towns and cities, 160 special taxing districts, 30 community colleges and universities, seven state agencies, and 24 others.

For more information, visit the Office of the State Treasurer's website at [www.tre.wa.gov](http://www.tre.wa.gov)

Contact: Matt Rosenberg. Phone: 360-902-9040 (office), 206-661-1958 (cell)

## U.S. DEPARTMENT OF THE TREASURY

## Resource Center

## Daily Treasury Yield Curve Rates

Get updates to this content.

**XML** These data are also available in XML format by clicking on the XML icon.

**XSD** The schema for the XML is available in XSD format by clicking on the XSD icon.

If you are having trouble viewing the above XML in your browser, click here.

To access interest rate data in the legacy XML format and the corresponding XSD schema, click here.

## Select type of Interest Rate Data

Daily Treasury Yield Curve Rates

## Select Time Period

2017

Date	1 Mo	3 Mo	6 Mo	1 Yr	2 Yr	3 Yr	5 Yr	7 Yr	10 Yr	20 Yr	30 Yr
01/03/17	0.52	0.53	0.65	0.89	1.22	1.50	1.94	2.26	2.45	2.78	3.04
01/04/17	0.49	0.53	0.63	0.87	1.24	1.50	1.94	2.26	2.46	2.78	3.05
01/05/17	0.51	0.52	0.62	0.83	1.17	1.43	1.86	2.18	2.37	2.69	2.96
01/06/17	0.50	0.53	0.61	0.85	1.22	1.50	1.92	2.23	2.42	2.73	3.00
01/09/17	0.50	0.50	0.60	0.82	1.21	1.47	1.89	2.18	2.38	2.69	2.97
01/10/17	0.51	0.52	0.60	0.82	1.19	1.47	1.89	2.18	2.38	2.69	2.97
01/11/17	0.51	0.52	0.60	0.82	1.20	1.47	1.89	2.18	2.38	2.68	2.96
01/12/17	0.52	0.52	0.59	0.81	1.18	1.45	1.87	2.17	2.36	2.68	3.01
01/13/17	0.52	0.53	0.61	0.82	1.21	1.48	1.90	2.20	2.40	2.71	2.99
01/17/17	0.52	0.55	0.62	0.80	1.17	1.42	1.84	2.14	2.33	2.66	2.93
01/18/17	0.48	0.53	0.63	0.82	1.23	1.51	1.93	2.24	2.42	2.74	3.00
01/19/17	0.47	0.52	0.62	0.83	1.25	1.53	1.97	2.28	2.47	2.77	3.04
01/20/17	0.46	0.50	0.62	0.82	1.20	1.50	1.95	2.28	2.48	2.79	3.05
01/23/17	0.46	0.51	0.59	0.79	1.16	1.43	1.88	2.19	2.41	2.72	2.99
01/24/17	0.50	0.51	0.62	0.81	1.21	1.49	1.94	2.27	2.47	2.78	3.05
01/25/17	0.48	0.50	0.61	0.82	1.23	1.52	1.99	2.33	2.53	2.84	3.10
01/26/17	0.49	0.51	0.62	0.82	1.21	1.49	1.95	2.30	2.51	2.82	3.08
01/27/17	0.49	0.52	0.63	0.82	1.22	1.48	1.94	2.28	2.49	2.80	3.06
01/30/17	0.49	0.51	0.63	0.81	1.22	1.48	1.94	2.28	2.49	2.82	3.08
01/31/17	0.50	0.52	0.64	0.84	1.19	1.46	1.90	2.24	2.45	2.78	3.05
02/01/17	0.50	0.51	0.65	0.83	1.22	1.49	1.93	2.27	2.48	2.80	3.08
02/02/17	0.50	0.52	0.64	0.84	1.21	1.48	1.92	2.27	2.48	2.80	3.09
02/03/17	0.49	0.51	0.63	0.82	1.21	1.49	1.93	2.27	2.49	2.82	3.11
02/06/17	0.48	0.53	0.62	0.79	1.16	1.43	1.86	2.19	2.42	2.76	3.05
02/07/17	0.51	0.53	0.63	0.80	1.16	1.43	1.85	2.17	2.40	2.74	3.02
02/08/17	0.52	0.54	0.63	0.79	1.15	1.40	1.81	2.14	2.34	2.68	2.96
02/09/17	0.51	0.54	0.64	0.80	1.20	1.46	1.88	2.20	2.40	2.74	3.02
02/10/17	0.51	0.55	0.64	0.81	1.20	1.47	1.89	2.22	2.41	2.75	3.01
02/13/17	0.50	0.52	0.63	0.82	1.20	1.48	1.92	2.24	2.43	2.77	3.03
02/14/17	0.51	0.54	0.66	0.84	1.25	1.53	1.98	2.29	2.47	2.81	3.07
02/15/17	0.53	0.54	0.67	0.86	1.27	1.57	2.01	2.33	2.51	2.84	3.09
02/16/17	0.51	0.53	0.66	0.82	1.22	1.50	1.95	2.26	2.45	2.80	3.05
02/17/17	0.50	0.53	0.66	0.82	1.21	1.48	1.92	2.23	2.42	2.78	3.03
02/21/17	0.49	0.53	0.69	0.83	1.22	1.50	1.93	2.24	2.43	2.78	3.04

28



02/22/17	0.47	0.52	0.68	0.82	1.22	1.49	1.92	2.23	2.42	2.78	3.04
02/23/17	0.39	0.51	0.66	0.81	1.18	1.44	1.87	2.20	2.38	2.75	3.02
02/24/17	0.40	0.52	0.65	0.80	1.12	1.38	1.80	2.12	2.31	2.69	2.95
02/27/17	0.44	0.50	0.68	0.81	1.20	1.46	1.87	2.18	2.36	2.72	2.98
02/28/17	0.40	0.53	0.69	0.88	1.22	1.49	1.89	2.19	2.36	2.70	2.97
03/01/17	0.46	0.63	0.79	0.92	1.29	1.57	1.99	2.29	2.46	2.81	3.06
03/02/17	0.52	0.67	0.84	0.98	1.32	1.60	2.03	2.32	2.49	2.84	3.09
03/03/17	0.56	0.71	0.84	0.98	1.32	1.59	2.02	2.32	2.49	2.83	3.08
03/06/17	0.56	0.74	0.83	0.97	1.31	1.60	2.02	2.32	2.49	2.84	3.10
03/07/17	0.55	0.76	0.87	1.02	1.32	1.62	2.05	2.34	2.52	2.85	3.11
03/08/17	0.54	0.73	0.86	1.03	1.36	1.65	2.08	2.38	2.57	2.89	3.15
03/09/17	0.50	0.73	0.88	1.04	1.37	1.67	2.13	2.43	2.60	2.94	3.19
03/10/17	0.60	0.75	0.89	1.03	1.36	1.66	2.11	2.40	2.58	2.94	3.16
03/13/17	0.69	0.79	0.93	1.06	1.40	1.69	2.14	2.43	2.62	2.97	3.20
03/14/17	0.77	0.78	0.93	1.06	1.40	1.68	2.13	2.42	2.60	2.94	3.17
03/15/17	0.71	0.73	0.89	1.02	1.33	1.59	2.02	2.31	2.51	2.87	3.11
03/16/17	0.68	0.73	0.89	1.01	1.35	1.63	2.05	2.34	2.53	2.89	3.14
03/17/17	0.71	0.73	0.87	1.00	1.33	1.60	2.03	2.31	2.50	2.86	3.11
03/20/17	0.70	0.76	0.89	1.01	1.30	1.57	2.00	2.28	2.47	2.83	3.08
03/21/17	0.76	0.77	0.91	1.00	1.27	1.54	1.96	2.24	2.43	2.79	3.04
03/22/17	0.74	0.77	0.90	0.99	1.27	1.52	1.95	2.22	2.40	2.76	3.02
03/23/17	0.73	0.76	0.90	0.99	1.26	1.52	1.95	2.23	2.41	2.76	3.02
03/24/17	0.73	0.78	0.89	1.00	1.26	1.52	1.93	2.22	2.40	2.74	3.00
03/27/17	0.73	0.78	0.91	1.00	1.27	1.51	1.93	2.20	2.38	2.73	2.98
03/28/17	0.75	0.78	0.92	1.03	1.30	1.56	1.97	2.25	2.42	2.77	3.02
03/29/17	0.76	0.78	0.92	1.04	1.26	1.53	1.93	2.21	2.39	2.74	2.99
03/30/17	0.75	0.78	0.91	1.03	1.28	1.55	1.96	2.25	2.42	2.78	3.03
03/31/17	0.74	0.76	0.91	1.03	1.27	1.50	1.93	2.22	2.40	2.76	3.02
04/03/17	0.73	0.79	0.92	1.02	1.24	1.47	1.88	2.16	2.35	2.71	2.98
04/04/17	0.77	0.79	0.92	1.03	1.25	1.47	1.88	2.16	2.36	2.72	2.99

\* 30-year Treasury constant maturity series was discontinued on February 18, 2002 and reintroduced on February 9, 2006. From February 18, 2002 to February 8, 2006, Treasury published alternatives to a 30-year rate. See Long-Term Average Rate for more information.

Treasury discontinued the 20-year constant maturity series at the end of calendar year 1986 and reinstated that series on October 1, 1993. As a result, there are no 20-year rates available for the time period January 1, 1987 through September 30, 1993.

Treasury Yield Curve Rates. These rates are commonly referred to as "Constant Maturity Treasury" rates, or CMTs. Yields are interpolated by the Treasury from the daily yield curve. This curve, which relates the yield on a security to its time to maturity is based on the closing market bid yields on actively traded Treasury securities in the over-the-counter market. These market yields are calculated from composites of quotations obtained by the Federal Reserve Bank of New York. The yield values are read from the yield curve at fixed maturities, currently 1, 3 and 6 months and 1, 2, 3, 5, 7, 10, 20, and 30 years. This method provides a yield for a 10 year maturity, for example, even if no outstanding security has exactly 10 years remaining to maturity.

Treasury Yield Curve Methodology. The Treasury yield curve is estimated daily using a cubic spline model. Inputs to the model are primarily bid-side yields for on-the-run Treasury securities. See our Treasury Yield Curve Methodology page for details.

Negative Yields and Nominal Constant Maturity Treasury Series Rates (CMTs). Current financial market conditions, in conjunction with extraordinary low levels of interest rates, have resulted in negative yields for some Treasury securities trading in the secondary market. Negative yields for Treasury securities most often reflect highly technical factors in Treasury markets related to the cash and repurchase agreement markets, and are at times unrelated to the time value of money.

As such, Treasury will restrict the use of negative input yields for securities used in deriving interest rates for the Treasury nominal Constant Maturity Treasury series (CMTs). Any CMT input points with negative yields will be reset to zero percent prior to use as inputs in the CMT derivation. This decision is consistent with Treasury not accepting negative yields in Treasury nominal security auctions.

In addition, given that CMTs are used in many statutorily and regulatory determined loan and credit programs as well as for setting interest rates on non-marketable government securities, establishing a floor of zero more accurately reflects borrowing costs related to various programs.

For more information regarding these statistics contact the Office of Debt Management by email at [debt.management@do.treas.gov](mailto:debt.management@do.treas.gov).

29

Public Sector Statement  
 March 31, 2017  
 page 2 of 3

479681029100

Public Money Market Deposit 479681029100  
 MASON COUNTY TREASURER  
 TREASURER'S DAILY CASH

Beginning balance 2-28-17	\$250,037.32
Interest paid	+4.25
<b>Ending balance 3-31-17</b>	<b>\$250,041.57</b>

**Interest earned**

Annual percentage yield (APY) earned	0.02%
Number of days this statement period	31
Interest paid 3-31-17	\$4.25
Interest earned this statement period	\$4.24
Interest paid year-to-date	\$12.33
Interest earned (2016)	\$50.01



Washington State Treasurer

James L. McIntire

## For Local Governments

### Left Navigation

### LGIP Daily Yield

**Daily Yield:** The net earnings figure that is calculated daily using the investment income earned (excluding realized gains or losses) each day, assuming daily amortization and/or accretion of income of all fixed income securities held by the Fund, less the administrative fee.

**7 Day Yield:** The daily factor is reported on an annualized 7-day basis, using the daily factors from the previous 7 calendar days.

**30 Day Yield:** The daily factor is reported on an annualized 30-day basis, using the daily factors from the previous 30 calendar days.

**True 30 Day Yield:** The net daily earnings figure that is calculated using the total net earnings including realized gains and losses occurring each day, less the administrative fee.

March 2017

Date	Daily Yield	7-Day Yield	30-Day Yield	True 30-Day Yield
03/01	0.613808	0.616990	0.618307	0.629199
03/02	0.612133	0.616554	0.618457	0.629349
03/03	0.623781	0.617318	0.618818	0.629258
03/04	0.623782	0.618082	0.619010	0.629450
03/05	0.623782	0.618847	0.619175	0.629615
03/06	0.622765	0.620108	0.619306	0.629747
03/07	0.630862	0.621591	0.619708	0.630148
03/08	0.640233	0.625366	0.620422	0.630863
03/09	0.637248	0.628954	0.621187	0.629798
03/10	0.642568	0.631639	0.622163	0.627497
03/11	0.382423	0.597155	0.614174	0.619508
03/12	0.951214	0.643936	0.625205	0.630539
03/13	0.633846	0.645519	0.625652	0.630986
03/14	0.635193	0.646138	0.626143	0.634594
03/15	0.645793	0.646932	0.626920	0.635370
03/16	0.709185	0.657210	0.629893	0.636989

<b>Date</b>	<b>Daily Yield</b>	<b>7-Day Yield</b>	<b>30-Day Yield</b>	<b>True 30-Day Yield</b>
03/17	0.720879	0.668398	0.633034	0.640129
03/18	0.720646	0.716722	0.636357	0.642185
03/19	0.722512	0.684046	0.639798	0.645626
03/20	0.738797	0.699041	0.643782	0.649610
03/21	0.736309	0.713487	0.647681	0.653509
03/22	0.742539	0.727310	0.651787	0.657615
03/23	0.748235	0.732889	0.656210	0.663997
03/24	0.760553	0.738558	0.660973	0.668760
03/25	0.760554	0.744259	0.665821	0.670897
03/26	0.760555	0.749695	0.670561	0.675637
03/27	0.761867	0.752991	0.675345	0.680420
03/28	0.775522	0.758594	0.680584	0.685923
03/29	0.758293	0.760844	0.685398	0.690737
03/30	0.780519	0.765457	0.690736	0.696511
03/31	0.815929	0.773369	0.697477	0.703806

Investment Statement Balance Sheet

Date: 2/28/2017

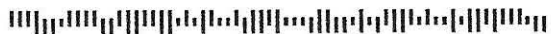
BYN MELLON Custodian Statement Investments Held	Treasurer's Cash Sheet Custodial Investments	Difference	
\$ 6,309,936.86	\$ 6,309,936.86	\$ -	
		Difference:	Investment

Balanced by: HB



BNY MELLON

February 28, 2017



0014994 01 MB 0.420 01 TR 00048 XBNED403 000000  
MASON COUNTY TREASURER  
NANCY MOORE  
411 N 5TH STREET SUITE 1  
SHELTON, WA 98584-3400

RECEIVED  
FEB 28 2017  
TREASURER  
MASON COUNTY

### Envelope Contents

**Account Information**

MASON COUNTY TREASURER  
232530

**Number  
of Pages**

4

**Starting Page  
Number**

1 of 4

**Account Information**

**Number  
of Pages**

**Starting Page  
Number**

MF



# BNY MELLON

The Bank of New York Mellon Trust Company, N.A.

## Account Statement

Statement Period 02/01/2017 Through 02/28/2017

Account 232530  
MASON COUNTY TREASURER

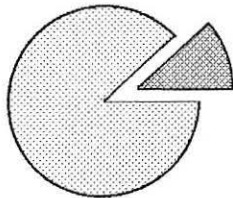
CLIENT SERVICE MANAGER:  
JACKSONVILLE, FL 32256

MASON COUNTY TREASURER  
NANCY MOORE  
411 N 5TH STREET SUITE 1  
SHELTON, WA 98584-3400

Go Paperless. Securely access your account online to view your statements. Ask your BNY Mellon contact how we can help you access your accounts, enter your own transactions or submit an audit confirmation online. Also be sure to ask how Connect(SM), our new web-based, single sign-on platform can help you go paperless.

Visit us at [www.bnymellon.com](http://www.bnymellon.com)

## Account Overview



Percent of all Investments	Asset Classification	Market Value
89%	FIXED INCOME	5,528,212.88
11%	CASH AND SHORT TERM	737,364.13
<b>100%</b>	<b>TOTAL OF ALL INVESTMENTS</b>	<b>6,265,577.01</b>

## Summary of Assets Held

Asset Classification	Market Value	Cost	Accrued Income	Est Annual Income	Market Yield
FIXED INCOME	5,528,212.88	5,560,624.36	13,481.14	57,928.00	1.05%
CASH AND SHORT TERM	737,364.13	749,312.50	935.35	8,758.56	1.19%
<b>ACCOUNT TOTALS</b>	<b>6,265,577.01</b>	<b>6,309,936.86</b>	<b>14,416.49</b>	<b>66,686.56</b>	<b>1.06%</b>

## Summary of Cash Transactions

Transaction Category	Current Period			Year-to-Date	
	Income	Principal	Realized Gains/Losses	Income	Principal
OPENING BALANCE	3,339.02	3,339.02 -		3,339.02	3,339.02 -
INTEREST	3,940.24	0.00	0.00	15,556.98	0.00
OTHER CASH DISBURSEMENTS	3,940.24 -	0.00	0.00	15,556.98 -	0.00
<b>CLOSING BALANCE</b>	<b>3,339.02</b>	<b>3,339.02 -</b>	<b>0.00</b>	<b>3,339.02</b>	<b>3,339.02 -</b>

The above cash transactions summary is provided for information purposes only and may not reflect actual taxable income or deductible expenses as reportable under the Internal Revenue Code.

35

014994 XBNE403 001741

C 9 0000 M 1 P03 S 94 887



BNY MELLON

The Bank of New York Mellon Trust Company, N.A.

Statement Period 02/01/2017 Through 02/28/2017

Account 232530

MASON COUNTY TREASURER

Statement of Assets Held

Shares / Par Value	Asset Description	Market Price Average Cost	Market Value Cost	Accrued Income Est Annual Income	Market Yield
<b>FIXED INCOME</b>					
346,000.000	FINANCING CORP CUSIP: 31771JMP2 MATURITY DATE: 05/30/2017 RATE: 0.000%	99.76300 97.51210	345,179.98 337,391.87	0.00 0.00	0.00%
500,000.000	FEDERAL FARM CREDIT BANKS CUSIP: 3133ECA95 MATURITY DATE: 09/18/2017 RATE: 0.790% MOODY'S Aaa S&P AA+	99.99000 99.55500	499,950.00 497,775.00	1,788.47 3,950.00	0.79%
620,000.000	FEDERAL FARM CREDIT BANKS CUSIP: 3133ECE26 MATURITY DATE: 01/30/2018 RATE: 0.940% MOODY'S Aaa S&P AA+	99.76600 99.99970	618,549.20 619,998.14	501.86 5,828.00	0.94%
215,000.000	FEDERAL NATIONAL MORTGAGE ASSOCIATION CUSIP: 3136G1KD0 MATURITY DATE: 04/30/2018 RATE: 1.000% MOODY'S Aaa S&P AA+	99.98800 100.00000	214,974.20 215,000.00	722.64 2,150.00	1.00%
250,000.000	FEDERAL FARM CREDIT BANKS CUSIP: 3133EFMV6 MATURITY DATE: 08/02/2018 RATE: 1.020% MOODY'S Aaa S&P AA+	99.68200 99.78730	249,205.00 249,468.25	205.42 2,550.00	1.02%
250,000.000	FEDERAL NATIONAL MORTGAGE ASSOCIATION CUSIP: 3136G15R6 MATURITY DATE: 12/27/2018 RATE: 1.000% MOODY'S Aaa S&P AA+	99.21300 98.24320	248,032.50 245,608.00	444.44 2,500.00	1.01%
600,000.000	FEDERAL NATIONAL MORTGAGE ASSOCIATION CUSIP: 3135G0TP8 MATURITY DATE: 01/30/2019 RATE: 1.250% MOODY'S Aaa S&P AA+	99.75100 99.81860	598,506.00 598,911.60	645.83 7,500.00	1.25%
500,000.000	FEDERAL NATIONAL MORTGAGE ASSOCIATION CUSIP: 3135G0L50 MATURITY DATE: 07/12/2019 RATE: 1.050% MOODY'S Aaa S&P AA+	99.00800 99.97060	495,040.00 499,853.00	714.58 5,250.00	1.06%
500,000.000	FEDERAL NATIONAL MORTGAGE ASSOCIATION CUSIP: 3135G0N33 MATURITY DATE: 08/02/2019 RATE: 0.875% MOODY'S Aaa S&P AA+	98.74100 99.79800	493,705.00 498,990.00	352.43 4,375.00	0.89%
250,000.000	FEDERAL HOME LOAN MORTGAGE CORP CUSIP: 3134G9HW0 MATURITY DATE: 11/26/2019 RATE: 1.250% MOODY'S Aaa S&P AA+	98.85000 99.83000	247,125.00 249,575.00	824.65 3,125.00	1.26%
300,000.000	FEDERAL NATIONAL MORTGAGE ASSOCIATION CUSIP: 3136G36Y6 MATURITY DATE: 03/20/2020 RATE: 1.250% MOODY'S Aaa S&P AA+	98.30700 100.00000	294,921.00 300,000.00	1,677.08 3,750.00	1.27%
500,000.000	FEDERAL HOME LOAN BANKS CUSIP: 3130A7SF3 MATURITY DATE: 04/28/2020 RATE: 1.150%	97.94000 99.61120	489,700.00 498,056.00	1,964.58 5,750.00	1.17%

36

0 0000  
m  
1 PD3 s 94687





BNY MELLON

The Bank of New York Mellon Trust Company, N.A.

Statement Period 02/01/2017 Through 02/28/2017

Account 232530

MASON COUNTY TREASURER

Statement of Assets Held - Continued

014994 XBNE403 001742 E

Shares / Par Value	Asset Description	Market Price Average Cost	Market Value Cost	Accrued Income Est Annual Income	Market Yield
250,000.000	MOODY'S Aaa S&P AA+ FEDERAL HOME LOAN BANKS CUSIP: 3130A8NT6 MATURITY DATE: 07/13/2021 RATE: 1.480% MOODY'S Aaa S&P AA+	98.09600 100.00000	245,240.00 250,000.00	493.33 3,700.00	1.51%
500,000.000	FEDERAL HOME LOAN BANKS CUSIP: 3130A9MG3 MATURITY DATE: 09/30/2021 RATE: 1.500% MOODY'S Aaa S&P AA+	97.61700 99.99950	488,085.00 499,997.50	3,145.83 7,500.00	1.54%
<b>Total FIXED INCOME</b>			<b>5,528,212.88</b>	<b>13,481.14</b>	<b>1.05%</b>
<b>CASH AND SHORT TERM</b>			<b>5,560,624.36</b>	<b>57,928.00</b>	
250,000.000	1ST SEC BK OF WASH MOUNTLAK 19AUG20 CUSIP: 33625CBG3 MATURITY DATE: 08/19/2020 RATE: 1.150%	97.86253 99.80000	244,656.32 249,500.00	78.77 2,875.00	1.18%
250,000.000	FIRST FINL NORTHWEST BK REN 19AUG19 CUSIP: 32022MAR9 MATURITY DATE: 08/19/2019 RATE: 1.100%	98.72996 99.92500	246,824.90 249,812.50	75.34 2,750.00	1.11%
250,000.000	WELLS FARGO BK N A SIOUX FA 31MAY20 CUSIP: 94986TZC4 MATURITY DATE: 05/31/2020 RATE: 1.253%	98.35316 100.00000	245,882.91 250,000.00	781.24 3,133.56	1.27%
<b>Total CASH AND SHORT TERM</b>			<b>737,364.13</b>	<b>935.35</b>	<b>1.19%</b>
			<b>749,312.50</b>	<b>8,758.56</b>	

ACCOUNT TOTALS

6,265,577.01	14,416.49	1.06%
<b>6,309,936.86</b>	<b>66,686.56</b>	

Total Market Value Plus Total Accrued Income 6,279,993.50

Statement of Transactions

Transaction Date	Transaction Description	Income	Principal	Cost	Realized Gains/Losses
02/01/17	OPENING BALANCE	3,339.02	3,339.02 -	6,309,936.86	
02/02/17	Interest FEDERAL FARM CREDIT BANKS RATE: 1.020% MATURITY: 08/02/18 TRADE DATE 02/02/17 SET/DATE 02/02/17 CUSIP 3133EFMV6 250,000.00 SHARES	1,275.00	0.00	0.00	0.00
02/02/17	Interest FEDERAL NATIONAL MORTGAGE ASSOCIATION RATE: 0.875% MATURITY: 08/02/19 TRADE DATE 02/02/17 SET/DATE 02/02/17 CUSIP 3135G0N33 500,000.00 SHARES	2,187.50	0.00	0.00	0.00
02/02/17	Cash Debit COLUMBIA STATE BANK 125108272 MASON COUNTY TREASURER SHELTON MAIN 7000799739 WIRE TO COLUMBIA BANK FROM BNYM CUSTODY ACCOUNT CREDIT MASON COUNTY TREASURER/SHELTON MAIN CHECKING	3,462.50 -	0.00	0.00	0.00
02/02/17	DAILY ENDING BALANCE	3,339.02	3,339.02 -	6,309,936.86	0.00
02/21/17	Interest FIRST FINL NORTHWEST BK REN 19AUG19 RATE: 1.100% MATURITY: 08/19/19	233.56	0.00	0.00	0.00

37

0 0000 m i P03 s 94.688



**BNY MELLON**

The Bank of New York Mellon Trust Company, N.A.

Statement Period 02/01/2017 Through 02/28/2017

Account 232530

MASON COUNTY TREASURER

**Statement of Transactions - Continued**

Transaction Date	Transaction Description	Income	Principal	Cost	Realized Gains/Losses
02/21/17	TRADE DATE 02/19/17 SET/DATE 02/19/17 CUSIP 32022MAR9 250,000.00 SHARES Interest	244.18	0.00	0.00	0.00
02/21/17	1ST SEC BK OF WASH MOUNTLAK 19AUG20 RATE: 1.150% MATURITY: 08/19/20 TRADE DATE 02/19/17 SET/DATE 02/19/17 CUSIP 33625CBG3 250,000.00 SHARES Cash Debit	477.74 -	0.00	0.00	0.00
02/21/17	COLUMBIA STATE BANK 125108272 MASON COUNTY TREASURER SHELTON MAIN 7000799739 WIRE TO COLUMBIA BANK FROM BNYM CUSTODY ACCOUNT CREDIT MASON COUNTY TREASURER/SHELTON MAIN CHECKING DAILY ENDING BALANCE	3,339.02	3,339.02 -	6,309,936.86	0.00
02/28/17	CLOSING BALANCE	3,339.02	3,339.02 -	6,309,936.86	0.00

Cumulative realized capital gain and loss position from 12/31/2016 for securities held in principal of account:

Short Term: 0.00 \* Long Term: 0.00 \*

\* The above gain and loss position does not include transactions where tax cost information is incomplete or unavailable.

Cash and securities set forth on this Account Statement are held by The Bank of New York Mellon, an affiliate of The Bank of New York Mellon Trust Company, N.A. In addition, The Bank of New York Mellon Trust Company, N.A. may utilize subsidiaries and affiliates to provide services and certain products to the Account. Subsidiaries and affiliates may be compensated for their services and products.

The value of securities set forth on this Account Statement are obtained by The Bank of New York Mellon Trust Company, N.A., from its affiliate, The Bank of New York Mellon which determines such values for Corporate Trust on the basis of market prices and information obtained by The Bank of New York Mellon from unaffiliated third parties (including independent pricing vendors) ("third party pricing services"). The Bank of New York Mellon has not verified such market values or information and makes no assurances as to the accuracy or correctness of such market values or information or that the market values set forth on this Account Statement reflect the value of the securities that can be realized upon the sale of such securities. In addition, the market values for the securities set forth in this Account Statement may differ from the market prices and information for the same securities used by other business units of The Bank of New York Mellon Trust Company, N.A., The Bank of New York Mellon or their respective subsidiaries or affiliates based upon market prices and information received from other third party pricing services utilized by such other business units. Corporate Trust does not compare its market values with those used by, or reconcile different market values used by, other business units of The Bank of New York Mellon Trust Company, N.A., The Bank of New York Mellon or their respective subsidiaries or affiliates. Neither The Bank of New York Mellon Trust Company, N.A. nor The Bank of New York Mellon shall be liable for any loss, damage or expense incurred as a result of or arising from or related to the market values or information provided by third party pricing services or the differences in market prices or information provided by other third party pricing services.

38

9 0000 m 1 P03 s 94688

04/04/2017 16:33  
Emf

Mason County  
YTD REPORTS

P 1  
glytdbud

FOR 2017 03

JOURNAL DETAIL 2017 1 TO 2017 3

ACCOUNTS FOR: 001 GENERAL FUND	ORIGINAL APPROP	TRANFRS/ ADJSTMTS	REVISED BUDGET	YTD EXPENDED	ENCUMBRANCES	AVAILABLE BUDGET	PCT USED
260 TREASURER							
000 ADMIN/GENERAL OPERATING							
001.000000.260.000.361.11.300000.0000.00.	-150,000	INVESTMENT 0	INTEREST -150,000	-58,165.83	.00	-91,834.17	38.8%*
2017/01/000138 01/06/2017 GCR	-10.17	REF REV				INVESTMENT INTEREST	
2017/01/000281 01/13/2017 GCR	-4,475.00	REF REV				INVESTMENT INTEREST	
2017/01/000354 01/20/2017 GCR	-11,542.89	REF REV				INVESTMENT INTEREST	
2017/01/000499 01/01/2017 BUC	-150,000.00	REF				ORIGINAL BUDGET 2017	
2017/01/000573 01/31/2017 GCR	-6,664.00	REF REV				INVESTMENT INTEREST	
2017/02/000058 02/03/2017 GCR	-3,462.50	REF REV				INVESTMENT INTEREST	
2017/02/000224 02/10/2017 GCR	-13,122.19	REF REV				INVESTMENT INTEREST	
2017/02/000449 02/24/2017 GCR	-477.74	REF REV				INVESTMENT INTEREST	
2017/03/000195 03/10/2017 GCR	-10,379.83	REF REV				INVESTMENT INTEREST	
2017/03/000434 03/24/2017 GCR	-4,281.51	REF REV				INVESTMENT INTEREST	
2017/03/000872 03/31/2017 GCR	-3,750.00	REF REV				INVESTMENT INTEREST	
TOTAL ADMIN/GENERAL OPERATING	-150,000	0	-150,000	-58,165.83	.00	-91,834.17	38.8%
TOTAL TREASURER	-150,000	0	-150,000	-58,165.83	.00	-91,834.17	38.8%
TOTAL GENERAL FUND	-150,000	0	-150,000	-58,165.83	.00	-91,834.17	38.8%
TOTAL REVENUES	-150,000	0	-150,000	-58,165.83	.00	-91,834.17	

*Rec'd*

*309*



ANALYSIS FEES (ALL ACCOUNTS)  
BANK OF AMERICA COMPARISION REPORT

MONTH	2015	2016	DIFFERENCE
JANUARY	\$ 4,261.07	\$ 5,923.38	\$ 1,662.31
FEBRUARY	\$ 4,132.73	\$ 6,407.08	\$ 2,274.35
MARCH	\$ 4,956.26	\$ 2,969.61	\$ (1,986.65) CB ACCT OPENED
APRIL	\$ 6,705.49	\$ 1,666.31	\$ (5,039.18)
MAY	\$ 5,838.59	\$ 1,006.92	\$ (4,831.67)
JUNE	\$ 6,163.80	\$ 1,227.29	\$ (4,936.51)
JULY	\$ 5,805.13	\$ 263.82	\$ (5,541.31) BOA ACCT CLOSED
AUGUST	\$ 5,389.71	\$ -	\$ (5,389.71)
SEPTEMBER	\$ 6,037.78	\$ -	\$ (6,037.78)
OCTOBER	\$ 6,687.72	\$ -	\$ (6,687.72)
NOVEMBER	\$ 5,960.19	\$ -	\$ (5,960.19)
DECEMBER	\$ 5,850.34	\$ -	\$ (5,850.34)
			\$ (48,324.40)
TOTAL	\$ 67,788.81	\$ 19,464.41	\$ (48,324.40)
FEE ADJ	\$ 177.76		
BOA INV	\$ 67,966.57		
BOA INV 2016	\$ 19,464.41	PAID IN 2016	\$ (48,502.16)
BOA INV 2015	\$ 67,966.57	PAID IN 2016	\$ 20,172.56
BOA INV 2014	\$ 47,794.01	PAID IN 2015	\$ 5,269.05
BOA INV 2013	\$ 42,524.96	PAID IN 2014	\$ (11,493.61)
BOA INV 2012	\$ 54,018.57	PAID IN 2013	
BOA INV 2011	\$ 40,033.52	PAID IN 2012	
BOA INV 2010	\$ 43,536.57	PAID IN 2011	

BANKING ANALYSIS FEES (ALL ACCOUNTS)  
COLUMBIA BANK COMPARISION REPORT

MONTH	COLUMBIA 2016 NET	COLUMBIA ANALYZED CHGS 2017	COLUMBIA EARNING CR 2017	COLUMBIA DUE	DIFFERENCE
JANUARY	\$ -	\$ 3,520.00	\$ 2,788.00	\$ 732.00	\$ 732.00
FEBRUARY	\$ -	\$ 3,311.00	\$ 2,303.00	\$ 1,008.00	\$ 1,008.00
MARCH	\$ 177.00			\$ -	\$ (177.00)
APRIL	\$ 1,311.00			\$ -	\$ (1,311.00)
MAY	\$ 2,810.00			\$ -	\$ (2,810.00)
JUNE	\$ 1,248.00			\$ -	\$ (1,248.00)
JULY	\$ 504.00			\$ -	\$ (504.00)
AUGUST	\$ 982.00			\$ -	\$ (982.00)
SEPTEMBER	\$ 1,128.00			\$ -	\$ (1,128.00)
OCTOBER	\$ 1,326.00			\$ -	\$ (1,326.00)
NOVEMBER	\$ 1,896.00			\$ -	\$ (1,896.00)
DECEMBER	\$ 823.00			\$ -	\$ (823.00)
TOTAL	\$ 12,205.00	\$ 6,831.00	\$ 5,091.00	\$ 1,740.00	\$ (10,465.00)
FEE ADJ	\$ 2,777.14				
	\$ 9,427.86				
CB INV	\$ 8,604.94				
CB INV	\$ 822.92				
	\$ 9,427.86				

thru. 2/28  
do not have  
March yet.

Billed annually  
in Dec each  
year.

40

**Mason County  
Belfair Loan Restructure**

**\$400K Savings through 2026; \$580K Debt Service Escalates by 2.5% Starting in 2027**

Calendar Year	Existing Debt Service			Restructured Debt Service (3)			Total Savings (Cost)	
	DOE Loans (2)	2011 Bonds	Total	DOE Loans (2)	2011 Bonds	Total	Nominal	Present Valued
2017 (1)	\$ 413,728	\$ 316,271	\$ 729,999	\$ 208,390	\$ 131,201	\$ 339,590	\$ 390,408	\$ 386,233
2018	600,751	382,541	983,292	357,996	224,049	582,044	401,248	385,978
2019	600,822	381,804	982,625	356,719	225,324	582,043	400,582	373,434
2020	601,343	380,304	981,647	358,034	224,010	582,044	399,603	361,029
2021	600,970	383,016	983,987	357,059	224,984	582,043	401,944	351,900
2022	601,048	379,766	980,814	357,932	223,898	581,830	398,984	338,530
2023	601,128	381,366	982,494	357,931	223,899	581,830	400,664	329,435
2024	601,518	382,666	984,184	357,217	224,613	581,831	402,353	320,590
2025	601,295	377,916	979,211	357,960	223,870	581,830	397,381	306,871
2026	601,382	382,623	984,005	357,960	223,870	581,830	402,175	300,947
2027	601,472	381,423	982,894	366,917	229,416	596,333	386,561	280,410
2028	581,442	379,873	961,314	374,598	236,600	611,198	350,116	246,132
2029	581,386	382,548	963,934	385,569	240,867	626,436	337,498	229,996
2030	364,554	379,235	743,789	393,407	248,646	642,053	101,736	67,720
2031	364,610	-	364,610	403,813	254,249	658,062	(293,452)	(185,222)
2032	187,314	-	187,314	412,551	261,920	674,471	(487,157)	(299,008)
2033	9,955	-	9,955	424,223	267,068	691,290	(681,335)	(407,547)
2034	-	-	-	436,577	271,952	708,529	(708,529)	(410,640)
2035	-	-	-	447,490	278,710	726,199	(726,199)	(407,786)
2036	-	-	-	458,676	285,637	744,312	(744,312)	(404,951)
2037	-	-	-	470,142	292,734	762,877	(762,877)	(402,133)
2038	-	-	-	481,895	300,012	781,906	(781,906)	(399,335)
2039	-	-	-	493,941	307,470	801,411	(801,411)	(396,555)
2040	-	-	-	501,139	320,264	821,403	(821,403)	(393,793)
2041	-	-	-	513,638	328,257	841,895	(841,895)	(391,049)
2042	-	-	-	530,200	332,800	863,000	(863,000)	(388,369)
2043	-	-	-	541,400	341,000	882,400	(882,400)	(384,731)
2044	-	-	-	556,400	348,400	904,800	(904,800)	(382,209)
	\$ 8,514,718	\$ 5,271,351	\$ 13,786,069	\$ 11,619,774	\$ 7,295,718	\$ 18,915,492	\$ (5,129,424)	\$ (974,125)

41

- (1) Excludes debt service paid from 1/1/2017 through and including 6/1/2017.
- (2) Includes Belfair DOE Loans 2007, 2010, 2013A, 2013B, and 2014.
- (3) \$400 savings through 2026. \$580K debt service escalating at 2.5% starting in 2027.