



## Mason County Finance Committee Report

2017 2nd Quarter ( April - June) Submitted July 18, 2017

**Mason County Finance Committee**  
 Lisa Frazier, Mason County Treasurer  
 Karen Herr, Mason County Auditor  
 Terri Jeffreys, Mason County Commissioner

**RCW 36.48.070**

**County finance committee — Approval of investment policy and debt policy — Rules.**

The county treasurer, the county auditor, and the chair of the county legislative authority, ex officio, shall constitute the county finance committee. The county treasurer shall act as chair of the committee and the county auditor as secretary thereof. The committee shall keep a full and complete record of all its proceedings in appropriate books of record and all such records and all correspondence relating to the committee shall be kept in the office of the county auditor and shall be open to public inspection. The committee shall approve a county investment policy and a debt policy and shall make appropriate rules and regulations for the carrying out of the provisions of RCW 36.48.010 through 36.48.060, not inconsistent with law.

- 36.48.010                      Depositories to be designated by treasurer.
- 36.48.040                      Depositories to be designated by treasurer -- Deposited funds deemed in county
- 36.48.050                      Depositories to be designated by treasurer -- Treasurer's liability and bond additional.
- 36.48.060                      Definition -- "Financial institution."

**CE CASH BALANCE AS OF**

<b>June 30, 2017</b>	<b>\$</b>	<b>5,604,302.90</b>	<i>Note: less \$912,227 for same period 2016</i>
March 31, 2017	\$	2,597,430.50	
December 31, 2016	\$	3,568,011.64	*included 13th Month
September 30, 2016	\$	4,165,197.52	
<b>June 30, 2016</b>	<b>\$</b>	<b>6,516,529.77</b>	
March 31, 2016	\$	4,721,185.83	
December 31, 2015	\$	7,294,753.33	*Included 13th Month (Corrected)
December 31, 2014	\$	8,038,298.93	*Included 13th Month
December 31, 2013	\$	6,754,020.96	*Included 13th Month
December 31, 2012	\$	6,395,200.44	*Included 13th Month
December 31, 2011	\$	6,706,236.26	*Included 13th Month

TREASURER'S REGULAR CHECKING ACCOUNT COLUMBIA BANK	\$ 14,468,867.43
IMPREST ACCOUNTS	\$ 66,250.00
TREASURER'S INVESTED FUNDS TOTAL (see breakdown below)	\$ 205,387,719.88

**CASH & INVESTMENTS**

<b>TOTAL CASH &amp; INVESTMENTS AS OF June 31, 2017</b>	<b>\$ 219,922,837.31</b>	<b>5/31/2017</b>	<b>5/31/2017</b>	<b>PORTFOLIO %</b>	
	<b>COST</b>	<b>MARKET VALUE</b>	<b>GAIN/LOSS</b>		<b>Rating</b>
<b>INVESTMENT PORTFOLIO</b>	<b>\$ 205,387,719.88</b>	<b>\$204,850,634.79</b>	<b>\$ (537,085.09)</b>	<b>100.00%</b>	
FEDERAL HOME LOAN BANK (FHLB)	\$ 1,746,563.50	\$ 1,230,432.50	\$ (516,131.00)	0.85%	S&P AA+
FEDERAL FARM CREDIT (FFCB)	\$ 1,367,241.39	\$ 1,367,920.90	\$ 679.51	0.67%	S&P AA+
FEDERAL NATIONAL MORTGAGE COMPANY (FNMA)	\$ 2,358,362.60	\$ 2,347,218.40	\$ (11,144.20)	1.15%	S&P AA+
FEDERAL HOME LOAN MORTGAGE COMPANY (FHLMC)	\$ 1,617,517.45	\$ 1,615,582.60	\$ (1,934.85)	0.79%	S&P AA+
FINANCING CORPORATION COUPONS (FICO)	\$ -	\$ -	\$ -	0.00%	Not Rated
(TREAS DAILY CASH) WA STATE LGIP	\$ 25,403,107.22	\$ 25,403,107.22	\$ -	12.37%	Not Rated
(CO DEPARTMENTS/TAXING DISTRICTS) WA STATE LGIP	\$ 171,895,615.22	\$171,895,615.22	\$ -	83.69%	Not Rated
SAVINGS/ KEY BANK MONEY MARKET	\$ 250,000.00	\$ 250,000.00	\$ -	0.12%	PDPC Approved
CERTIFICATE OF DEPOSIT - WELLS FARGO	\$ 250,000.00	\$ 247,138.27	\$ (2,861.73)	0.12%	PDPC Approved
CERTIFICATE OF DEPOSIT - FIRST FINANCIAL NW	\$ 249,812.50	\$ 247,623.83	\$ (2,188.67)	0.12%	PDPC Approved
CERTIFICATE OF DEPOSIT - 1ST SECURITY BANK OF WA	\$ 249,500.00	\$ 245,995.85	\$ (3,504.15)	0.12%	PDPC Approved
REGISTERED WARRANTS (INT RATE 2.87%)	\$ -	\$ -	\$ -	0.00%	Debt Policy Approved

<b>BENCHMARK: 90 Day T-Bill Rate</b>	June 30, 2017	1.03%
Savings	June 30, 2017	0.02%
State Pool Rate	June 30, 2017	0.98%
Market Rate Yield Agency/Treasury	June 30, 2017	1.19%

<b>HISTORIC LGIP POOL RATES</b>	2007-2011	5.15% - .13%
Fed Rate: .00% - .91%	2012-2013	.22% - .10%
	2014-2015	.11% - .26%
	2016-2017	0.26% - 0.98%

INVESTMENT INTEREST COLLECTIONS					
YEAR	BUDGETED			COLLECTED	DIFFERENCE
2011	\$ 100,000.00			\$ 72,001.37	\$ (27,998.63)
2012	\$ 50,000.00			\$ 64,282.53	\$ 14,282.53
2013	\$ 50,000.00			\$ 75,674.21	\$ 25,674.21
2014	\$ 65,000.00			\$ 91,522.98	\$ 26,522.98
2015	\$ 80,000.00			\$ 87,673.75	\$ 7,673.75
2016	\$ 95,000.00			\$ 208,126.56	\$ 113,126.56
2017 through 6/30/17	\$ 150,000.00			\$ 146,166.19	\$ (3,833.81)

TREASURER'S BANKING COSTS					
YEAR	BANK OF AMERICA	COLUMBIA BANK	BONY MELLON	YEAR PD	DIFF PRIOR YR
2011	\$ 40,033.52			2012	
2012	\$ 54,018.57			2013	\$ 13,985.05
2013	\$ 42,524.96			2014	\$ (11,493.61)
2014	\$ 47,984.01			2015	\$ 5,459.05
2015	\$ 67,966.57			2016	\$ 19,982.56
2016	\$ 19,464.41	\$ 9,427.86	\$ 1,538.00	2016	\$ (37,536.30)
2017 through 6/30/17	\$ -	\$ 7,329.00	\$ 784.00		\$ (22,317.27)

Monthly Banking Fee Charges attached for reference

**Finance Committee Business**

**OLD BUSINESS:**

Cash Handling Policy and Procedures - Pending

Ending Fund Balance - Draft Resolution

2002 & 2008 Bonds - Refunding Update - Northwest Municipal Advisors - Alan Dashen

**NEW BUSINESS:**

Respectfully Submitted:

*Elisabeth (Lisa) Frazier*

---

Mason County Treasurer





Mason County Treasurer  
 Elisabeth (Lisa) Frazier  
 PO Box 429, 411 N 5th Street  
 Shelton, WA 98584  
 360-427-9670 ext 475

Financial Statement

June 2017

**001.000000.000.000 CURRENT EXPENSE FUND**

**Beginning Cash Balance** **\$5,740,554.26**

Tax Collections	\$72,234.04	
Accounts Receivable/Misc Receipts	\$2,428,948.05	
Transfers In	\$0.00	
<b>Total Revenue</b>		<b>\$2,501,182.09</b>
Accounts Payable/Warrants	\$2,637,433.45	
Transfers Out	\$0.00	
<b>Total Expense</b>		<b>\$2,637,433.45</b>

**Ending Cash Balance** **\$5,604,302.90**

**Investment Activity**

6/1/2017	Beginning Investments Balance	\$0.00
	Investments Acquired	\$0.00
	Investments Sold	\$0.00
6/30/2017	Ending Investments Balance	\$0.00

**Total Cash and Investments** **\$5,604,302.90**



Mason County Treasurer  
 Elisabeth (Lisa) Frazier  
 PO Box 429, 411 N 5th Street  
 Shelton, WA 98584  
 360-427-9670 ext 475

Financial Statement

June 2017

800.000000.000.000 TREASURER'S DAILY CASH

<b>Beginning Cash Balance</b>		<b>-20,454,379.60</b>
<b>Tax Collections</b>	\$0.00	
<b>Accounts Receivable/Misc Receipts</b>	\$0.00	
<b>Transfers In</b>	\$19,458,146.78	
<b>Total Revenue</b>		<b>\$19,458,146.78</b>
<b>Accounts Payable/Warrants</b>	\$0.00	
<b>Transfers Out</b>	\$5,510,837.88	
<b>Total Expense</b>		<b>\$5,510,837.88</b>
<b>Ending Cash Balance</b>		<b>-\$6,507,070.70</b>

Investment Activity

6/1/2017	Beginning Investments Balance	\$47,439,413.56
	Investments Acquired	\$5,510,837.88
	Investments Sold	\$19,458,146.78
6/30/2017	Ending Investments Balance	\$33,492,104.66 ✓

Total Cash and Investments \$26,985,033.96

Mason County Agency/Treasury Investments Updated 5/30/17

Broker	Agency ID	ID Number	Invested Amount	Interest Rate	Settlement Date	Call Dates	Maturity Date	Interest Paid
Time Value Investments	FICO STRIP	31771JMP2	\$337,391.87 Matures at: \$346,000.00	0.83%	May 15, 2014	Non Call 5/30/2017	May 30, 2017 Interest Earned	At Maturity \$8,608.13
Time Value Investments	Federal Farm Credit Bureau FFCB	3133ECA95	\$497,775.00 Interest Paid \$1,281.81 \$499,056.81 Matures at: \$500,000.00	0.95%	January 12, 2014	Callable Continuously 3/18/2015 9/21/2015 3/21/2016 9/20/2016 3/20/2017	September 18, 2017 Interest Earned Interest Earned Interest Earned Interest Earned Interest Earned	Semi Annual \$1,975.00 \$1,975.00 \$1,975.00 \$1,975.00 \$1,975.00
Time Value Investments	Federal Farm Credit	3133ECE26	\$619,998.14 Interest Paid \$858.01 \$620,856.15 Matures at: \$620,000.00	0.94%	September 23, 2015	Callable Anytime 2/2/2016 8/1/2016 1/30/2017	January 30, 2018 Interest Earned Interest Earned Interest Earned	Semi Annual \$2,914.00 \$2,914.00 \$2,914.00
Time Value Investments	Federal National Mortgage Association	3136G1KD0	\$ 215,000.00 Interest Paid \$ 770.42 \$ 215,770.42 Matures at \$ 215,000.00	0.996429%	March 9, 2016	Callable Anytime 5/3/2016 10/31/2016 5/1/2017	April 30, 2018 Interest Earned Interest Earned Interest Earned	Semi Annual \$1,075.00 \$1,075.00 \$1,075.00
Time Value Investments	Federal Farm Credit Bureau FFCB	3133EFMV6	\$ 249,468.25 Interest Paid \$ 106.25 \$ 249,574.50 Matures at: \$ 250,000.00	1.10%	November 16, 2015	Callable Anytime 2/3/2016 8/3/2016 2/2/2017	August 2, 2018 Interest Earned Interest Earned Interest Earned	Semi Annual \$637.50 \$1,275.00 \$1,275.00
Time Value Investments	Federal Home Loan Mortgage Company FHLMC (Freddie Mac)	3134GAYE8	\$ 867,942.45 Interest Paid \$ 4,458.78 \$ 872,401.20 Matures at \$ 870,000.00	1.28%	May 11, 2017	Callable Quarterly	November 28, 2018 Interest Earned	Semi Annual \$4,693.75
Time Value Investments	Federal National Mortgage Assoc S&P AA+	3136G15R6	\$ 245,608.00 Interest Paid \$ 472.22 \$ 246,080.22 Matures at \$ 250,000.00	1.47%	March 3, 2015	Callable Quarterly 6/30/2015 12/29/2015 6/27/2017	December 27, 2018 Interest Earned Interest Earned Interest Earned	Semi Annual \$1,250.00 \$1,250.00 \$1,250.00
Time Value Investments	Federal National Mortgage Assoc S&P AA+	3135G0TP8	\$ 598,911.60 \$ 2,125.00 \$ 601,036.60 Matures at: \$600,000.00	1.30%	May 11, 2015	Callable Quarterly 7/31/2015 2/2/2016 8/1/2016 1/30/2017	January 30, 2019 Interest Earned Interest Earned Interest Earned Interest Earned	Semi Annual \$3,750.00 \$3,750.00 \$3,750.00 \$3,750.00
Time Value Investments	Federal National Mortgage Assoc FNMA - Fannie Mae	3135G0L50	\$ 499,853.00 Interest Paid \$ 87.50 \$ 499,940.50 Matures at: \$ 500,000.00	1.05%	July 15, 2016	Callable Quarterly 1/13/2017	July 12, 2019 Interest Earned	Semi Annual \$ 2,625.00
Time Value Investments	Federal National Mortgage Assoc FNMA - Fannie Mae	3135G0N33	\$ 498,990.00 Interest Paid \$ 1,178.82 \$ 500,168.82 Matures at: \$500,000.00	0.95%	November 7, 2016	Non Call	August 2, 2019 Interest Earned	Semi Annual \$2,187.50
Wells Fargo Advisors FDIC INSURED PDPC APPROVED	First Financial NW CD FFNW	32022MAR97	\$ 248,812.50 Interest Paid \$ 97.95 \$ 248,910.45 Matures at: \$ 250,000.00	1.13%	August 29, 2016 2016-28923-MISC	Callable August 2017 9/20/2016 10/20/2016 11/22/2016 12/20/2016 1/20/2017 2/23/2017 3/20/2017 4/20/2017 5/19/2017 6/19/2017	August 19, 2019 Interest Earned Interest Earned Interest Earned Interest Earned Interest Earned Interest Earned Interest Earned Interest Earned Interest Earned Interest Earned	Monthly \$233.56 \$226.03 \$233.56 \$233.56 \$233.56 \$233.56 \$210.96 \$233.56 \$226.03 \$233.56
Time Value Investments	Federal Home Loan Mortgage Co (FHLMC)	3134G9HW0	\$ 249,575.00 Interest Paid \$ 43.40 \$ 249,618.40 Matures at: \$250,000.00	1.30%	June 1, 2016	Callable One Time	November 26, 2019 Interest Earned	Semi Annual \$1,562.50
Time Value Investments	Federal Home Loan Bank FHLB	313381C94	\$498,510.00 Interest Paid \$2,916.67 \$501,426.67 Matures at: \$500,000.00	1.37%	May 30, 2017	Non-Call 6/13/2017	December 13, 2019 Interest Earned	Semi Annual \$3,125.00
Time Value Investments	Federal National Mortgage Assoc FNMA - Fannie Mae	3136G6Y6	\$300,000.00 Interest Paid \$281.25 \$300,281.25 Matures at: \$300,000.00	1.24%	October 14, 2016	Callable Quarterly 3/20/2017	March 20, 2020 Interest Earned	Semi Annual \$1,875.00
Time Value Investments	Federal Home Loan Bank (FHLB)	3130A7SF3	\$ 498,056.00 Interest Paid \$ 95.83 \$ 498,151.83 Matures at: \$ 500,000.00	1.25%	April 28, 2016	Callable Quarterly	April 28, 2020 Interest Earned Interest Earned	Semi Annual \$2,875.00 \$2,875.00
Wells Fargo Advisors FDIC INSURED PDPC APPROVED	Wells Fargo Bank CD	949867Z04	\$250,000.00	1.25% Step Coupon	May 25, 2016	Non Call 11/30/2016 5/31/2017	May 31, 2020 Interest Earned Interest Earned	Semi Annual \$1,566.76 \$1,558.22
Wells Fargo Advisors FDIC INSURED PDPC APPROVED	1st Security Bank of WA FSECWA	33625CBG3	\$ 249,500.00 Interest Paid \$ 102.40 \$ 249,602.40 Matures at: \$ 250,000.00	1.13%	August 29, 2016 2016-28923-MISC	Callable August 2017 9/20/2016 10/20/2016 11/22/2016 12/20/2016 1/20/2017 2/23/2017 3/20/2017 4/20/2017 5/19/2017 6/19/2017	August 19, 2020 Interest Earned Interest Earned Interest Earned Interest Earned Interest Earned Interest Earned Interest Earned Interest Earned Interest Earned Interest Earned	Monthly \$244.18 \$236.30 \$244.18 \$236.30 \$244.18 \$244.18 \$220.55 \$244.18 \$236.30 \$244.18
Time Value Investments	Federal Home Loan Bank (FHLB)	3130A8NT6	\$ 250,000.00	1.48%	July 1, 2016 2017-31817-MISC	Callable Continuously 1/13/2017	July 13, 2021 Interest Earned	Semi Annual \$1,850.00
Time Value Investments	Federal Home Loan Bank (FHLB)	3130A9MG3	\$499,977.50 Interest Paid \$ 812.50 \$ 500,790.00 Matures at: \$500,000.00	1.50%	November 7, 2016	Callable Continuously 3/31/2017	September 30, 2021 Interest Earned	Semi Annual \$3,750.00
Wells Fargo Advisors	Federal Home Loan Mortgage Co (FHLMC) Freddie Mac	3134GBMX7	\$ 500,000.00	2.02%	May 11, 2017	Callable Quarterly	November 24, 2021	Semi Annual

**Mason County Treasurer's Office**  
**Account QuickReport**  
 As of June 30, 2017

Type	Date	Num	Name	Memo	Split	Amount	Balance
<b>STATE POOL INVESTMENT LEDGER</b>							131,363,463.48
<b>103 - RURAL CO SALES &amp; USE TAX</b>							134,098.25
General Journal	04/11/2017	33866	INV INTEREST	FEE \$3.22 INT ...	Interest Earned		134,098.25
General Journal	04/14/2017	WIRE	INVESTMENT ACQUI...		Inv Deposit	42,155.98	176,254.23
General Journal	04/28/2017	WIRE	INVESTMENT LIQUI...		Inv Withdrawl	-16,938.80	159,315.43
General Journal	05/10/2017	34640	INV INTEREST	FEE \$5.33 INT ...	Interest Earned		159,315.43
General Journal	05/11/2017	WIRE	INVESTMENT ACQUI...		Inv Deposit	41,780.96	201,096.39
General Journal	06/13/2017	35532	INV INTEREST	FEE \$6.92 INT ...	Interest Earned		201,096.39
General Journal	06/16/2017	WIRE	INVESTMENT ACQUI...		Inv Deposit	54,137.48	255,233.87
Total 103 - RURAL CO SALES & USE TAX						121,135.62	255,233.87
<b>104 - AUDITOR'S O &amp; M</b>							148,438.41
General Journal	04/11/2017	33866	INV INTEREST	FEE \$4.43 INT ...	Interest Earned		148,438.41
General Journal	05/10/2017	34640	INV INTEREST	FEE \$5.06 INT ...	Interest Earned		148,438.41
General Journal	06/13/2017	35532	INV INTEREST	FEE \$5.48 INT ...	Interest Earned		148,438.41
Total 104 - AUDITOR'S O & M						0.00	148,438.41
<b>105 - COUNTY ROAD</b>							753,650.46
General Journal	04/11/2017	33866	INV INTEREST	FEE \$22.47 IN...	Interest Earned		753,650.46
General Journal	05/10/2017	34640	INV INTEREST	FEE \$25.70 IN...	Interest Earned		753,650.46
General Journal	06/13/2017	35532	INV INTEREST	FEE \$27.81 IN...	Interest Earned		753,650.46
Total 105 - COUNTY ROAD						0.00	753,650.46
<b>106 - PATHS &amp; TRAILS RESERVE</b>							165,000.00
General Journal	04/11/2017	33866	INV INTEREST	FEE \$4.92 INT ...	Interest Earned		165,000.00
General Journal	05/10/2017	34640	INV INTEREST	FEE \$5.63 INT ...	Interest Earned		165,000.00
General Journal	06/13/2017	35532	INV INTEREST	FEE \$6.09 INT ...	Interest Earned		165,000.00
Total 106 - PATHS & TRAILS RESERVE						0.00	165,000.00
<b>109 - ELECTION EQUIP HOLDING</b>							215,000.00
General Journal	04/11/2017	33866	INV INTEREST	FEE \$6.41 INT ...	Interest Earned		215,000.00
General Journal	05/10/2017	34640	INV INTEREST	FEE \$7.33 INT ...	Interest Earned		215,000.00
General Journal	06/13/2017	35532	INV INTEREST	FEE \$7.93 INT ...	Interest Earned		215,000.00
Total 109 - ELECTION EQUIP HOLDING						0.00	215,000.00
<b>118 - ABATEMENT REPAIR &amp; DEMO</b>							266,839.91
General Journal	04/11/2017	33866	INV INTEREST	FEE \$7.95 INT ...	Interest Earned		266,839.91
General Journal	05/10/2017	34640	INV INTEREST	FEE \$9.10 INT ...	Interest Earned		266,839.91
General Journal	05/11/2017	WIRE	INVESTMENT ACQUI...		Inv Deposit	151.08	266,990.99
General Journal	06/13/2017	35532	INV INTEREST	FEE \$9.85 INT ...	Interest Earned		266,990.99
General Journal	06/16/2017	WIRE	INVESTMENT ACQUI...		Inv Deposit	359.98	267,350.97
Total 118 - ABATEMENT REPAIR & DEMO						511.06	267,350.97
<b>119 - RESERVE FOR TECHNOLOGY</b>							102,067.47
General Journal	04/11/2017	33866	INV INTEREST	FEE \$3.04 INT ...	Interest Earned		102,067.47
General Journal	05/10/2017	34640	INV INTEREST	FEE \$3.48 INT ...	Interest Earned		102,067.47
General Journal	05/11/2017	WIRE	INVESTMENT ACQUI...		Inv Deposit	57.79	102,125.26
General Journal	06/13/2017	35532	INV INTEREST	FEE \$3.77 INT ...	Interest Earned		102,125.26
General Journal	06/16/2017	WIRE	INVESTMENT ACQUI...		Inv Deposit	71,628.14	173,753.40
Total 119 - RESERVE FOR TECHNOLOGY						71,685.93	173,753.40
<b>120 - REET &amp; PROPERTY TAX ADMIN</b>							65,206.17
General Journal	04/11/2017	33866	INV INTEREST	FEE \$2.03 INT ...	Interest Earned		65,206.17
General Journal	04/14/2017	WIRE	INVESTMENT ACQUI...		Inv Deposit	1,420.33	66,626.50
General Journal	05/10/2017	34640	INV INTEREST	FEE \$2.25 INT ...	Interest Earned		66,626.50
General Journal	05/11/2017	WIRE	INVESTMENT ACQUI...		Inv Deposit	1,719.07	68,345.57
General Journal	06/13/2017	35532	INV INTEREST	FEE \$2.50 INT ...	Interest Earned		68,345.57
General Journal	06/16/2017	WIRE	INVESTMENT ACQUI...		Inv Deposit	2,231.07	70,576.64
Total 120 - REET & PROPERTY TAX ADMIN						5,370.47	70,576.64
<b>140 - SHERIFF SPECIAL FUNDS</b>							207,000.00
General Journal	04/11/2017	33866	INV INTEREST	FEE \$6.17 INT ...	Interest Earned		207,000.00
General Journal	05/10/2017	34640	INV INTEREST	FEE \$7.06 INT ...	Interest Earned		207,000.00
General Journal	06/13/2017	35532	INV INTEREST	FEE \$7.64 INT ...	Interest Earned		207,000.00
Total 140 - SHERIFF SPECIAL FUNDS						0.00	207,000.00
<b>163 - LODGING HOTEL/MOTEL TAX</b>							125,000.00
General Journal	04/11/2017	33866	INV INTEREST	FEE \$3.73 INT ...	Interest Earned		125,000.00
General Journal	05/10/2017	34640	INV INTEREST	FEE \$4.26 INT ...	Interest Earned		125,000.00
General Journal	06/13/2017	35532	INV INTEREST	FEE \$4.61 INT ...	Interest Earned		125,000.00
Total 163 - LODGING HOTEL/MOTEL TAX						0.00	125,000.00

**Mason County Treasurer's Office**  
**Account QuickReport**  
 As of June 30, 2017

Type	Date	Num	Name	Memo	Split	Amount	Balance
<b>164 - MENTAL HEALTH</b>							1,455,958.87
General Journal	04/11/2017	33866	INV INTEREST	FEE \$42.64 IN...	Interest Earned		1,455,958.87
General Journal	04/14/2017	WIRE	INVESTMENT ACQUI...		Inv Deposit	39,078.14	1,495,037.01
General Journal	05/10/2017	34640	INV INTEREST	FEE \$50.00 IN...	Interest Earned		1,495,037.01
General Journal	05/11/2017	WIRE	INVESTMENT ACQUI...		Inv Deposit	17,649.38	1,512,686.39
General Journal	05/25/2017	WIRE	INVESTMENT LIQUI...		Inv Withdrawl	-3,987.00	1,508,699.39
General Journal	06/13/2017	35532	INV INTEREST	FEE \$50.00 IN...	Interest Earned		1,508,699.39
General Journal	06/16/2017	WIRE	INVESTMENT LIQUI...		Inv Withdrawl	-9,545.27	1,499,154.12
General Journal	06/23/2017	WIRE	INVESTMENT LIQUI...		Inv Withdrawl	-2,327.88	1,496,826.24
General Journal	06/30/2017	WIRE	INVESTMENT LIQUI...		Inv Withdrawl	-7,454.67	1,489,371.57
Total 164 - MENTAL HEALTH						33,412.70	1,489,371.57
<b>180 - TREASURER'S M&amp;O</b>							122,795.10
General Journal	04/11/2017	33866	INV INTEREST	FEE \$3.45 INT ...	Interest Earned		122,795.10
General Journal	04/14/2017	WIRE	INVESTMENT ACQUI...		Inv Deposit	5,000.00	127,795.10
General Journal	05/10/2017	34640	INV INTEREST	FEE \$4.28 INT ...	Interest Earned		127,795.10
General Journal	05/11/2017	WIRE	INVESTMENT ACQUI...		Inv Deposit	9,584.36	137,379.46
General Journal	06/13/2017	35532	INV INTEREST	FEE \$4.95 INT ...	Interest Earned		137,379.46
Total 180 - TREASURER'S M&O						14,584.36	137,379.46
<b>190 - VETERANS ASSISTANCE FUND</b>							185,093.58
General Journal	04/11/2017	33866	INV INTEREST	FEE \$5.59 INT ...	Interest Earned		185,093.58
General Journal	04/14/2017	WIRE	INVESTMENT ACQUI...		Inv Deposit	3,872.03	188,965.61
General Journal	05/10/2017	34640	INV INTEREST	FEE \$6.39 INT ...	Interest Earned		188,965.61
General Journal	05/11/2017	WIRE	INVESTMENT ACQUI...		Inv Deposit	17,841.93	206,807.54
General Journal	05/19/2017	WIRE	INVESTMENT LIQUI...		Inv Withdrawl	-2,800.00	204,007.54
General Journal	05/25/2017	WIRE	INVESTMENT LIQUI...		Inv Withdrawl	-10,270.00	193,737.54
General Journal	06/07/2017	WIRE	INVESTMENT LIQUI...		Inv Withdrawl	-3,727.39	190,010.15
General Journal	06/13/2017	35532	INV INTEREST	FEE \$7.29 INT ...	Interest Earned		190,010.15
Total 190 - VETERANS ASSISTANCE FUND						4,916.57	190,010.15
<b>192 - SKOKOMISH FLOOD ZONE</b>							31,039.07
General Journal	04/11/2017	33866	INV INTEREST	FEE \$0.93 INT \$...	Interest Earned		31,039.07
General Journal	05/10/2017	34640	INV INTEREST	FEE \$1.06 INT ...	Interest Earned		31,039.07
General Journal	06/13/2017	35532	INV INTEREST	FEE \$1.15 INT ...	Interest Earned		31,039.07
Total 192 - SKOKOMISH FLOOD ZONE						0.00	31,039.07
<b>194 - MASON LAKE LMD#2</b>							98,641.74
General Journal	04/11/2017	33866	INV INTEREST	FEE \$2.92 INT ...	Interest Earned		98,641.74
General Journal	04/14/2017	WIRE	INVESTMENT ACQUI...		Inv Deposit	3,413.77	102,055.51
General Journal	05/10/2017	34640	INV INTEREST	FEE \$3.43 INT ...	Interest Earned		102,055.51
General Journal	05/11/2017	WIRE	INVESTMENT ACQUI...		Inv Deposit	18,381.25	120,436.76
General Journal	05/19/2017	WIRE	INVESTMENT LIQUI...		Inv Withdrawl	-5,100.00	115,336.76
General Journal	06/13/2017	35532	INV INTEREST	FEE \$4.15 INT ...	Interest Earned		115,336.76
General Journal	06/16/2017	WIRE	INVESTMENT LIQUI...		Inv Withdrawl	-5,259.03	110,077.73
Total 194 - MASON LAKE LMD#2						11,435.99	110,077.73
<b>199 - ISLAND LAKE LMD#1</b>							17,996.01
General Journal	04/11/2017	33866	INV INTEREST	FEE \$0.53 INT \$...	Interest Earned		17,996.01
General Journal	04/14/2017	WIRE	INVESTMENT ACQUI...		Inv Deposit	493.55	18,489.56
General Journal	05/10/2017	34640	INV INTEREST	FEE \$0.62 INT \$...	Interest Earned		18,489.56
General Journal	05/11/2017	WIRE	INVESTMENT ACQUI...		Inv Deposit	2,560.97	21,050.53
General Journal	06/13/2017	35532	INV INTEREST	FEE \$0.75 INT \$...	Interest Earned		21,050.53
General Journal	06/16/2017	WIRE	INVESTMENT ACQUI...		Inv Deposit	303.87	21,354.40
Total 199 - ISLAND LAKE LMD#1						3,358.39	21,354.40
<b>215 - MC LTGO BONDS 2013 A/B</b>							48,483.64
General Journal	04/11/2017	33866	INV INTEREST	FEE \$1.44 INT ...	Interest Earned		48,483.64
General Journal	05/10/2017	34640	INV INTEREST	FEE \$1.65 INT ...	Interest Earned		48,483.64
General Journal	05/11/2017	WIRE	INVESTMENT ACQUI...		Inv Deposit	27.45	48,511.09
General Journal	06/13/2017	35532	INV INTEREST	FEE \$1.79 INT ...	Interest Earned		48,511.09
General Journal	06/16/2017	WIRE	INVESTMENT ACQUI...		Inv Deposit	249,392.89	297,903.98
Total 215 - MC LTGO BONDS 2013 A/B						249,420.34	297,903.98
<b>250 - MASON CO LTGO BOND 2008</b>							867.09
General Journal	04/11/2017	33866	INV INTEREST	FEE \$0.03 INT \$...	Interest Earned		867.09
General Journal	05/10/2017	34640	INV INTEREST	FEE \$0.03 INT \$...	Interest Earned		867.09
General Journal	05/11/2017	WIRE	INVESTMENT ACQUI...		Inv Deposit	1.43	868.52
General Journal	06/13/2017	35532	INV INTEREST	FEE \$0.03 INT \$...	Interest Earned		868.52
General Journal	06/16/2017	WIRE	INVESTMENT ACQUI...		Inv Deposit	235,256.80	236,125.32
Total 250 - MASON CO LTGO BOND 2008						235,258.23	236,125.32
<b>350 - CAP IMPROVEMENTS REET 1</b>							1,654,425.14



## Mason County Treasurer's Office Account QuickReport As of June 30, 2017

Type	Date	Num	Name	Memo	Split	Amount	Balance
General Journal	04/07/2017	WIRE	INVESTMENT LIQUI...		Inv Withdrawl	-14,063.95	1,640,361.19
General Journal	04/11/2017	33866	INV INTEREST	FEE \$48.25 IN...	Interest Earned		1,640,361.19
General Journal	04/20/2017	WIRE	INVESTMENT LIQUI...		Inv Withdrawl	-562,452.22	1,077,908.97
General Journal	05/10/2017	34640	INV INTEREST	FEE \$48.99 IN...	Interest Earned		1,077,908.97
General Journal	05/11/2017	WIRE	INVESTMENT ACQUI...		Inv Deposit	65,072.09	1,142,981.06
General Journal	05/19/2017	WIRE	INVESTMENT LIQUI...		Inv Withdrawl	-291,886.00	851,095.06
General Journal	06/13/2017	35532	INV INTEREST	FEE \$36.88 IN...	Interest Earned		851,095.06
General Journal	06/16/2017	WIRE	INVESTMENT ACQUI...		Inv Deposit	48,656.89	899,751.95
<b>Total 350 - CAP IMPROVEMENTS REET 1</b>						-754,673.19	899,751.95
<b>351 - CAP IMPROVEMENTS REET 2</b>							1,438,739.61
General Journal	04/11/2017	33866	INV INTEREST	FEE \$43.44 IN...	Interest Earned		1,438,739.61
General Journal	04/14/2017	WIRE	INVESTMENT ACQUI...		Inv Deposit	110,000.00	1,548,739.61
General Journal	05/10/2017	34640	INV INTEREST	FEE \$50.00 IN...	Interest Earned		1,548,739.61
General Journal	05/11/2017	WIRE	INVESTMENT ACQUI...		Inv Deposit	653,622.65	2,202,362.26
General Journal	06/13/2017	35532	INV INTEREST	FEE \$50.00 IN...	Interest Earned		2,202,362.26
General Journal	06/16/2017	WIRE	INVESTMENT ACQUI...		Inv Deposit	143,786.24	2,346,148.50
<b>Total 351 - CAP IMPROVEMENTS REET 2</b>						907,408.89	2,346,148.50
<b>402 - MASON COUNTY LANDFILL</b>							340,001.09
General Journal	04/11/2017	33866	INV INTEREST	FEE \$10.13 IN...	Interest Earned		340,001.09
General Journal	05/08/2017	WIRE	INVESTMENT ACQUI...		Inv Deposit	348.64	340,349.73
General Journal	05/10/2017	34640	INV INTEREST	FEE \$11.59 IN...	Interest Earned		340,349.73
General Journal	06/13/2017	35532	INV INTEREST	FEE \$12.55 IN...	Interest Earned		340,349.73
General Journal	06/16/2017	WIRE	INVESTMENT ACQUI...		Inv Deposit	220.26	340,569.99
General Journal	06/20/2017	WRE	INVESTMENT ACQUI...		Inv Deposit	200,000.00	540,569.99
<b>Total 402 - MASON COUNTY LANDFILL</b>						200,568.90	540,569.99
<b>403 - WASTEWATER N BAY/CASE INL</b>							226,230.35
General Journal	04/11/2017	33866	INV INTEREST	FEE \$6.74 INT ...	Interest Earned		226,230.35
General Journal	05/08/2017	WIRE	INVESTMENT ACQUI...		Inv Deposit	231.97	226,462.32
General Journal	05/10/2017	34640	INV INTEREST	FEE \$7.71 INT ...	Interest Earned		226,462.32
General Journal	06/13/2017	35532	INV INTEREST	FEE \$8.35 INT ...	Interest Earned		226,462.32
General Journal	06/16/2017	WIRE	INVESTMENT ACQUI...		Inv Deposit	146.56	226,608.88
General Journal	06/20/2017	WIRE	INVESTMENT ACQUI...		Inv Deposit	350,000.00	576,608.88
<b>Total 403 - WASTEWATER N BAY/CASE INL</b>						350,378.53	576,608.88
<b>404 - NBCI SEWER UTILITY RESV</b>							592.54
General Journal	04/11/2017	33866	INV INTEREST	FEE \$.02 INT \$...	Interest Earned		592.54
General Journal	05/08/2017	WIRE	INVESTMENT ACQUI...		Inv Deposit	0.61	593.15
General Journal	05/10/2017	34640	INV INTEREST	FEE \$.02 INT \$...	Interest Earned		593.15
General Journal	06/13/2017	35532	INV INTEREST	FEE \$.02 INT \$...	Interest Earned		593.15
General Journal	06/16/2017	WIRE	INVESTMENT ACQUI...		Inv Deposit	0.38	593.53
<b>Total 404 - NBCI SEWER UTILITY RESV</b>						0.99	593.53
<b>411 - RUSTLEWOOD SEWER/WATER</b>							3,671.03
General Journal	04/11/2017	33866	INV INTEREST	FEE \$.11 INT \$...	Interest Earned		3,671.03
General Journal	05/08/2017	WIRE	INVESTMENT ACQUI...		Inv Deposit	3.76	3,674.79
General Journal	05/10/2017	34640	INV INTEREST	FEE \$.13 INT \$...	Interest Earned		3,674.79
General Journal	06/13/2017	35532	INV INTEREST	FEE \$.14 INT \$...	Interest Earned		3,674.79
General Journal	06/16/2017	WIRE	INVESTMENT ACQUI...		Inv Deposit	2.37	3,677.16
General Journal	06/20/2017	WIRE	INVESTMENT ACQUI...		Inv Deposit	300,000.00	303,677.16
<b>Total 411 - RUSTLEWOOD SEWER/WATER</b>						300,006.13	303,677.16
<b>412 - BEARDS COVE WATER</b>							205,505.78
General Journal	04/11/2017	33866	INV INTEREST	FEE \$6.13 INT ...	Interest Earned		205,505.78
General Journal	05/08/2017	WIRE	INVESTMENT ACQUI...		Inv Deposit	210.71	205,716.49
General Journal	05/10/2017	34640	INV INTEREST	FEE \$7.01 INT ...	Interest Earned		205,716.49
General Journal	06/13/2017	35532	INV INTEREST	FEE \$7.59 INT ...	Interest Earned		205,716.49
General Journal	06/16/2017	WIRE	INVESTMENT ACQUI...		Inv Deposit	133.13	205,849.62
General Journal	06/20/2017	WIRE	INVESTMENT ACQUI...		Inv Deposit	50,000.00	255,849.62
<b>Total 412 - BEARDS COVE WATER</b>						50,343.84	255,849.62
<b>413 - BELFAIR WW &amp; WTR RECLAMTN</b>							2.05
<b>Total 413 - BELFAIR WW &amp; WTR RECLAMTN</b>							2.05
<b>428 - CUM RESERVE LANDFILL</b>							509,819.21
General Journal	04/11/2017	33866	INV INTEREST	FEE \$15.20 IN...	Interest Earned		509,819.21
General Journal	05/08/2017	WIRE	INVESTMENT ACQUI...		Inv Deposit	522.80	510,342.01
General Journal	05/10/2017	34640	INV INTEREST	FEE \$17.38 IN...	Interest Earned		510,342.01
General Journal	06/13/2017	35532	INV INTEREST	FEE \$18.82 IN...	Interest Earned		510,342.01
General Journal	06/16/2017	WIRE	INVESTMENT ACQUI...		Inv Deposit	330.27	510,672.28
General Journal	06/20/2017	WIRE	INVESTMENT ACQUI...		Inv Deposit	1,000.00	511,672.28

**Mason County Treasurer's Office**  
**Account QuickReport**  
 As of June 30, 2017

Type	Date	Num	Name	Memo	Split	Amount	Balance
Total 428 - CUM RESERVE LANDFILL						1,853.07	511,672.28
<b>429 - RESERVE BEARDS COVE</b>							311,950.66
General Journal	04/11/2017	33866	INV INTEREST	FEE \$9.30 INT ...	Interest Earned		311,950.66
General Journal	05/08/2017	WIRE	INVESTMENT ACQUI...		Inv Deposit	319.87	312,270.53
General Journal	05/10/2017	34640	INV INTEREST	FEE \$10.64 IN...	Interest Earned		312,270.53
General Journal	06/13/2017	35532	INV INTEREST	FEE \$11.52 IN...	Interest Earned		312,270.53
General Journal	06/16/2017	WIRE	INVESTMENT ACQUI...		Inv Deposit	202.08	312,472.61
General Journal	06/20/2017	WIRE	INVESTMENT ACQUI...		Inv Deposit	15,000.00	327,472.61
Total 429 - RESERVE BEARDS COVE						15,521.95	327,472.61
<b>501 - EQUIP RENTAL &amp; REVOLVING</b>							732,752.31
General Journal	04/11/2017	33866	INV INTEREST	FEE \$21.84 IN...	Interest Earned		732,752.31
General Journal	05/10/2017	34640	INV INTEREST	FEE \$24.98 IN...	Interest Earned		732,752.31
General Journal	06/13/2017	35532	INV INTEREST	FEE \$27.03 IN...	Interest Earned		732,752.31
Total 501 - EQUIP RENTAL & REVOLVING						0.00	732,752.31
<b>662 - CEMETERY DIST #1</b>							42,000.00
General Journal	04/11/2017	33866	INV INTEREST	FEE \$1.25 INT ...	Interest Earned		42,000.00
General Journal	05/10/2017	34640	INV INTEREST	FEE \$1.43 INT ...	Interest Earned		42,000.00
General Journal	06/13/2017	35532	INV INTEREST	FEE \$1.55 INT ...	Interest Earned		42,000.00
Total 662 - CEMETERY DIST #1						0.00	42,000.00
<b>665001010 - FIRE DIST #1 EXP</b>							0.00
General Journal	06/05/2017	WIRE	INVESTMENT ACQUI...		Inv Deposit	100,000.00	100,000.00
Total 665001010 - FIRE DIST #1 EXP						100,000.00	100,000.00
<b>665001020 - FIRE DIST #1 RESV</b>							137,267.47
General Journal	04/11/2017	33866	INV INTEREST	FEE \$4.09 INT ...	Interest Earned		137,267.47
General Journal	05/10/2017	34640	INV INTEREST	FEE \$4.68 INT ...	Interest Earned		137,267.47
General Journal	06/13/2017	35532	INV INTEREST	FEE \$5.06 INT ...	Interest Earned		137,267.47
Total 665001020 - FIRE DIST #1 RESV						0.00	137,267.47
<b>665001040 - FIRE DIST #1 EMS</b>							63,592.51
General Journal	04/11/2017	33866	INV INTEREST	FEE \$1.90 INT ...	Interest Earned		63,592.51
General Journal	05/10/2017	34640	INV INTEREST	FEE \$2.17 INT ...	Interest Earned		63,592.51
General Journal	06/13/2017	35532	INV INTEREST	FEE \$2.35 INT ...	Interest Earned		63,592.51
Total 665001040 - FIRE DIST #1 EMS						0.00	63,592.51
<b>665001060 - FIRE DIST #1 BOND</b>							2,207.10
General Journal	04/11/2017	33866	INV INTEREST	FEE \$0.07 INT \$...	Interest Earned		2,207.10
General Journal	05/10/2017	34640	INV INTEREST	FEE \$0.08 INT \$...	Interest Earned		2,207.10
General Journal	06/05/2017	WIRE	INVESTMENT LIQUI...		Inv Withdrawl	-2,183.67	23.43
General Journal	06/13/2017	35532	INV INTEREST	FEE \$0.08 INT \$...	Interest Earned		23.43
Total 665001060 - FIRE DIST #1 BOND						-2,183.67	23.43
<b>665003010 - FIRE DIST #3 EXP</b>							20,526.48
General Journal	04/11/2017	33866	INV INTEREST	FEE \$0.61 INT \$...	Interest Earned		20,526.48
General Journal	05/10/2017	34640	INV INTEREST	FEE \$0.70 INT \$...	Interest Earned		20,526.48
General Journal	06/13/2017	35532	INV INTEREST	FEE \$0.76 INT \$...	Interest Earned		20,526.48
Total 665003010 - FIRE DIST #3 EXP						0.00	20,526.48
<b>665003020 - FIRE DIST #3 RESV</b>							17,222.90
General Journal	04/11/2017	33866	INV INTEREST	FEE \$0.51 INT \$...	Interest Earned		17,222.90
General Journal	05/10/2017	34640	INV INTEREST	FEE \$0.59 INT \$...	Interest Earned		17,222.90
General Journal	06/13/2017	35532	INV INTEREST	FEE \$0.64 INT \$...	Interest Earned		17,222.90
Total 665003020 - FIRE DIST #3 RESV						0.00	17,222.90
<b>665003040 - FIRE DIST #3 EMS</b>							13,787.92
General Journal	04/11/2017	33866	INV INTEREST	FEE \$0.41 INT \$...	Interest Earned		13,787.92
General Journal	05/10/2017	34640	INV INTEREST	FEE \$0.47 INT \$...	Interest Earned		13,787.92
General Journal	06/13/2017	35532	INV INTEREST	FEE \$0.51 INT \$...	Interest Earned		13,787.92
Total 665003040 - FIRE DIST #3 EMS						0.00	13,787.92
<b>665004020 - FIRE DIST #4 RESV</b>							248,810.79
General Journal	04/11/2017	33866	INV INTEREST	FEE \$7.42 INT ...	Interest Earned		248,810.79
General Journal	05/10/2017	34640	INV INTEREST	FEE \$8.48 INT ...	Interest Earned		248,810.79
General Journal	06/13/2017	35532	INV INTEREST	FEE \$9.18 INT ...	Interest Earned		248,810.79
Total 665004020 - FIRE DIST #4 RESV						0.00	248,810.79
<b>665006020 - FIRE DIST #6 RESV</b>							54,302.07

**Mason County Treasurer's Office**  
**Account QuickReport**  
**As of June 30, 2017**

Type	Date	Num	Name	Memo	Split	Amount	Balance
General Journal	04/11/2017	33866	INV INTEREST	FEE \$1.62 INT ...	Interest Earned		54,302.07
General Journal	05/10/2017	34640	INV INTEREST	FEE \$1.85 INT ...	Interest Earned		54,302.07
General Journal	05/24/2017	WIRE	INVESTMENT ACQUI...		Inv Deposit	71,117.56	125,419.63
General Journal	06/13/2017	35532	INV INTEREST	FEE \$2.68 INT ...	Interest Earned		125,419.63
Total 665006020 - FIRE DIST #6 RESV						71,117.56	125,419.63
<b>665009010 - FIRE DIST #9 EXP</b>							
General Journal	04/11/2017	33866	INV INTEREST	FEE \$4.98 INT ...	Interest Earned		166,948.67
General Journal	05/10/2017	34640	INV INTEREST	FEE \$5.69 INT ...	Interest Earned		166,948.67
General Journal	06/13/2017	35532	INV INTEREST	FEE \$6.16 INT ...	Interest Earned		166,948.67
Total 665009010 - FIRE DIST #9 EXP						0.00	166,948.67
<b>665009020 - FIRE DIST #9 RESV</b>							
General Journal	04/11/2017	33866	INV INTEREST	FEE \$.08 INT \$...	Interest Earned		2,675.55
General Journal	05/10/2017	34640	INV INTEREST	FEE \$.09 INT \$...	Interest Earned		2,675.55
General Journal	06/13/2017	35532	INV INTEREST	FEE \$.10 INT \$...	Interest Earned		2,675.55
Total 665009020 - FIRE DIST #9 RESV						0.00	2,675.55
<b>665010010 - FIRE DIST #10 EXP</b>							
General Journal	04/11/2017	33866	INV INTEREST	FEE \$50.00 IN...	Interest Earned		1,950,000.00
General Journal	04/12/2017	WIRE	INVESTMENT LIQUI...		Inv Withdrawl	-50,000.00	1,900,000.00
General Journal	05/10/2017	34640	INV INTEREST	FEE \$50.00 IN...	Interest Earned		1,900,000.00
General Journal	06/09/2017	WIRE	INVESTMENT ACQUI...		Inv Deposit	600,000.00	2,500,000.00
General Journal	06/13/2017	35532	INV INTEREST	FEE \$50.00 IN...	Interest Earned		2,500,000.00
Total 665010010 - FIRE DIST #10 EXP						550,000.00	2,500,000.00
<b>665011010 - FIRE DIST #11 EXP</b>							
General Journal	04/11/2017	33866	INV INTEREST	FEE \$4.70 INT ...	Interest Earned		157,610.75
General Journal	05/10/2017	34640	INV INTEREST	FEE \$5.37 INT ...	Interest Earned		157,610.75
General Journal	06/13/2017	35532	INV INTEREST	FEE \$5.82 INT ...	Interest Earned		157,610.75
Total 665011010 - FIRE DIST #11 EXP						0.00	157,610.75
<b>665011040 - FIRE DIST #11 EMS</b>							
General Journal	04/11/2017	33866	INV INTEREST	FEE \$7.74 INT ...	Interest Earned		259,610.83
General Journal	05/10/2017	34640	INV INTEREST	FEE \$8.85 INT ...	Interest Earned		259,610.83
General Journal	06/13/2017	35532	INV INTEREST	FEE \$9.58 INT ...	Interest Earned		259,610.83
Total 665011040 - FIRE DIST #11 EMS						0.00	259,610.83
<b>665012010 - FIRE DIST #12 EXP</b>							
General Journal	04/11/2017	33866	INV INTEREST	FEE \$.09 INT \$...	Interest Earned		3,000.00
General Journal	05/10/2017	34640	INV INTEREST	FEE \$.10 INT \$...	Interest Earned		3,000.00
General Journal	06/13/2017	35532	INV INTEREST	FEE \$.11 INT \$...	Interest Earned		3,000.00
Total 665012010 - FIRE DIST #12 EXP						0.00	3,000.00
<b>665012020 - FIRE DIST #12 RESV</b>							
General Journal	04/11/2017	33866	INV INTEREST	FEE \$.56 INT \$...	Interest Earned		18,726.64
General Journal	05/10/2017	34640	INV INTEREST	FEE \$.64 INT \$...	Interest Earned		18,726.64
General Journal	06/13/2017	35532	INV INTEREST	FEE \$.69 INT \$...	Interest Earned		18,726.64
Total 665012020 - FIRE DIST #12 RESV						0.00	18,726.64
<b>665012040 - FIRE DIST #12 EMS</b>							
General Journal	04/11/2017	33866	INV INTEREST	FEE \$.29 INT \$...	Interest Earned		9,765.38
General Journal	05/10/2017	34640	INV INTEREST	FEE \$.33 INT \$...	Interest Earned		9,765.38
General Journal	06/13/2017	35532	INV INTEREST	FEE \$.36 INT \$...	Interest Earned		9,765.38
Total 665012040 - FIRE DIST #12 EMS						0.00	9,765.38
<b>665012060 - FIRE DIST #12 BOND</b>							
General Journal	04/11/2017	33866	INV INTEREST	FEE \$.10 INT \$...	Interest Earned		3,301.67
General Journal	05/10/2017	34640	INV INTEREST	FEE \$.11 INT \$...	Interest Earned		3,301.67
General Journal	06/13/2017	35532	INV INTEREST	FEE \$.12 INT \$...	Interest Earned		3,301.67
Total 665012060 - FIRE DIST #12 BOND						0.00	3,301.67
<b>665013020 - FIRE DIST #13 RESV</b>							
General Journal	04/11/2017	33866	INV INTEREST	FEE \$.06 INT \$...	Interest Earned		2,131.03
General Journal	05/10/2017	34640	INV INTEREST	FEE \$.07 INT \$...	Interest Earned		2,131.03
General Journal	06/13/2017	35532	INV INTEREST	FEE \$.08 INT \$...	Interest Earned		2,131.03
Total 665013020 - FIRE DIST #13 RESV						0.00	2,131.03
<b>665016010 - FIRE DIST #16 EXP</b>							
General Journal	04/11/2017	33866	INV INTEREST	FEE \$.20 INT \$...	Interest Earned		6,800.00
General Journal	05/10/2017	34640	INV INTEREST	FEE \$.23 INT \$...	Interest Earned		6,800.00



## Mason County Treasurer's Office Account QuickReport As of June 30, 2017

Type	Date	Num	Name	Memo	Split	Amount	Balance
General Journal	06/13/2017	35532	INV INTEREST	FEE \$.25 INT \$...	Interest Earned		6,800.00
Total 665016010 - FIRE DIST #16 EXP						0.00	6,800.00
<b>665016020 - FIRE DIST #16 RESV</b>							2,972.97
General Journal	04/11/2017	33866	INV INTEREST	FEE \$.09 INT \$...	Interest Earned		2,972.97
General Journal	05/10/2017	34640	INV INTEREST	FEE \$.10 INT \$...	Interest Earned		2,972.97
General Journal	06/13/2017	35532	INV INTEREST	FEE \$.11 INT \$...	Interest Earned		2,972.97
Total 665016020 - FIRE DIST #16 RESV						0.00	2,972.97
<b>665016040 - FIRE DIST #16 EMS</b>							11,700.00
General Journal	04/11/2017	33866	INV INTEREST	FEE \$.35 INT \$...	Interest Earned		11,700.00
General Journal	05/10/2017	34640	INV INTEREST	FEE \$.40 INT \$...	Interest Earned		11,700.00
General Journal	06/13/2017	35532	INV INTEREST	FEE \$.43 INT \$...	Interest Earned		11,700.00
Total 665016040 - FIRE DIST #16 EMS						0.00	11,700.00
<b>665017010 - FIRE DIST #17 EXP</b>							30,531.68
General Journal	04/11/2017	33866	INV INTEREST	FEE \$.91 INT \$...	Interest Earned		30,531.68
General Journal	05/10/2017	34640	INV INTEREST	FEE \$1.04 INT ...	Interest Earned		30,531.68
General Journal	06/13/2017	35532	INV INTEREST	FEE \$1.13 INT ...	Interest Earned		30,531.68
Total 665017010 - FIRE DIST #17 EXP						0.00	30,531.68
<b>665017040 - FIRE DIST #17 EMS</b>							86,665.44
General Journal	04/11/2017	33866	INV INTEREST	FEE \$2.58 INT ...	Interest Earned		86,665.44
General Journal	05/10/2017	34640	INV INTEREST	FEE \$2.96 INT ...	Interest Earned		86,665.44
General Journal	06/13/2017	35532	INV INTEREST	FEE \$3.20 INT ...	Interest Earned		86,665.44
Total 665017040 - FIRE DIST #17 EMS						0.00	86,665.44
<b>665018010 - FIRE DIST #18 EXP</b>							57,511.04
General Journal	04/11/2017	33866	INV INTEREST	FEE \$1.71 INT ...	Interest Earned		57,511.04
General Journal	05/10/2017	34640	INV INTEREST	FEE \$1.96 INT ...	Interest Earned		57,511.04
General Journal	06/13/2017	35532	INV INTEREST	FEE \$2.12 INT ...	Interest Earned		57,511.04
Total 665018010 - FIRE DIST #18 EXP						0.00	57,511.04
<b>665018020 - FIRE DIST #18 RESV</b>							648.53
General Journal	04/11/2017	33866	INV INTEREST	FEE \$.02 INT \$...	Interest Earned		648.53
General Journal	05/10/2017	34640	INV INTEREST	FEE \$.02 INT \$...	Interest Earned		648.53
General Journal	06/13/2017	35532	INV INTEREST	FEE \$.02 INT \$...	Interest Earned		648.53
Total 665018020 - FIRE DIST #18 RESV						0.00	648.53
<b>665018040 - FIRE DIST #18 EMS</b>							52,769.82
General Journal	04/11/2017	33866	INV INTEREST	FEE \$1.57 INT ...	Interest Earned		52,769.82
General Journal	05/10/2017	34640	INV INTEREST	FEE \$1.80 INT ...	Interest Earned		52,769.82
General Journal	06/13/2017	35532	INV INTEREST	FEE \$1.95 INT ...	Interest Earned		52,769.82
Total 665018040 - FIRE DIST #18 EMS						0.00	52,769.82
<b>668 - MC PUBLIC TRANS BENEFIT</b>							5,369,104.63
General Journal	04/11/2017	33866	INV INTEREST	FEE \$50.00 IN...	Interest Earned		5,369,104.63
General Journal	04/27/2017	WIRE	INVESTMENT LIQUI...		Inv Withdrawl	-1,400,000.00	3,969,104.63
General Journal	05/10/2017	34640	INV INTEREST	FEE \$50.00 IN...	Interest Earned		3,969,104.63
General Journal	06/13/2017	35532	INV INTEREST	FEE \$50.00 IN...	Interest Earned		3,969,104.63
General Journal	06/21/2017	WIRE	INVESTMENT ACQUI...		Inv Deposit	1,100,000.00	5,069,104.63
Total 668 - MC PUBLIC TRANS BENEFIT						-300,000.00	5,069,104.63
<b>670000010 - PORT OF ALLYN</b>							30,814.73
General Journal	04/11/2017	33866	INV INTEREST	FEE \$.92 INT \$...	Interest Earned		30,814.73
General Journal	05/10/2017	34640	INV INTEREST	FEE \$1.05 INT ...	Interest Earned		30,814.73
General Journal	06/13/2017	35532	INV INTEREST	FEE \$1.14 INT ...	Interest Earned		30,814.73
Total 670000010 - PORT OF ALLYN						0.00	30,814.73
<b>670005010 - PORT OF ALLYN IN DV</b>							114,373.36
General Journal	04/11/2017	33866	INV INTEREST	FEE \$3.41 INT ...	Interest Earned		114,373.36
General Journal	05/10/2017	34640	INV INTEREST	FEE \$3.90 INT ...	Interest Earned		114,373.36
General Journal	06/13/2017	35532	INV INTEREST	FEE \$4.22 INT ...	Interest Earned		114,373.36
Total 670005010 - PORT OF ALLYN IN DV						0.00	114,373.36
<b>670006010 - PORT OF ALLYN WT SY</b>							2,300.00
General Journal	04/11/2017	33866	INV INTEREST	FEE \$.07 INT \$...	Interest Earned		2,300.00
General Journal	05/10/2017	34640	INV INTEREST	FEE \$.08 INT \$...	Interest Earned		2,300.00
General Journal	06/13/2017	35532	INV INTEREST	FEE \$.09 INT \$...	Interest Earned		2,300.00

## Mason County Treasurer's Office Account QuickReport

07/07/17

Accrual Basis

As of June 30, 2017

Type	Date	Num	Name	Memo	Split	Amount	Balance
Total 670006010 - PORT OF ALLYN WT SY						0.00	2,300.00
<b>670010010 - PORT OF DEWATTO</b>							145,000.00
General Journal	04/11/2017	33866	INV INTEREST	FEE \$4.32 INT ...	Interest Earned		145,000.00
General Journal	05/10/2017	34640	INV INTEREST	FEE \$4.94 INT ...	Interest Earned		145,000.00
General Journal	06/13/2017	35532	INV INTEREST	FEE \$5.35 INT ...	Interest Earned		145,000.00
Total 670010010 - PORT OF DEWATTO						0.00	145,000.00
<b>670020010 - PORT OF GRAPEVIEW</b>							2,646.22
General Journal	04/11/2017	33866	INV INTEREST	FEE \$.08 INT \$...	Interest Earned		2,646.22
General Journal	05/10/2017	34640	INV INTEREST	FEE \$.09 INT \$...	Interest Earned		2,646.22
General Journal	06/13/2017	35532	INV INTEREST	FEE \$.10 INT \$...	Interest Earned		2,646.22
Total 670020010 - PORT OF GRAPEVIEW						0.00	2,646.22
<b>670020030 -PORT OF GRAPEVIEW CC</b>							19,470.00
General Journal	04/11/2017	33866	INV INTEREST	FEE \$.58 INT \$...	Interest Earned		19,470.00
General Journal	05/10/2017	34640	INV INTEREST	FEE \$.66 INT \$...	Interest Earned		19,470.00
General Journal	06/13/2017	35532	INV INTEREST	FEE \$.72 INT \$...	Interest Earned		19,470.00
Total 670020030 -PORT OF GRAPEVIEW CC						0.00	19,470.00
<b>670030010 - PORT OF HOODSPORT</b>							226,952.17
General Journal	04/11/2017	33866	INV INTEREST	FEE \$6.77 INT ...	Interest Earned		226,952.17
General Journal	05/10/2017	34640	INV INTEREST	FEE \$7.74 INT ...	Interest Earned		226,952.17
General Journal	06/13/2017	35532	INV INTEREST	FEE \$8.37 INT ...	Interest Earned		226,952.17
Total 670030010 - PORT OF HOODSPORT						0.00	226,952.17
<b>675001015 - PHD#1 ADMIN FUND</b>							37,433,506.78
General Journal	04/11/2017	33866	INV INTEREST	FEE \$50.00 IN...	Interest Earned		37,433,506.78
General Journal	04/14/2017	WIRE	INVESTMENT ACQUI...		Inv Deposit	3,208,404.28	40,641,911.06
General Journal	05/08/2017	WIRE	INVESTMENT ACQUI...		Inv Deposit	781,002.13	41,422,913.19
General Journal	05/10/2017	34640	INV INTEREST	FEE \$50.00 IN...	Interest Earned		41,422,913.19
General Journal	06/01/2017	WIRE	INVESTMENT LIQUI...		Inv Withdrawl	-698,862.53	40,724,050.66
General Journal	06/08/2017	WIRE	INVESTMENT ACQUI...		Inv Deposit	2,155,100.47	42,879,151.13
General Journal	06/13/2017	35532	INV INTEREST	FEE \$50.00 IN...	Interest Earned		42,879,151.13
Total 675001015 - PHD#1 ADMIN FUND						5,445,644.35	42,879,151.13
<b>675001020 - PHD#1 EMP MED BEN</b>							59,259.62
General Journal	04/11/2017	33866	INV INTEREST	FEE \$1.77 INT ...	Interest Earned		59,259.62
General Journal	04/14/2017	WIRE	INVESTMENT ACQUI...		Inv Deposit	27.20	59,286.82
General Journal	05/08/2017	WIRE	INVESTMENT ACQUI...		Inv Deposit	33.56	59,320.38
General Journal	05/10/2017	34640	INV INTEREST	FEE \$2.02 INT ...	Interest Earned		59,320.38
General Journal	06/08/2017	WIRE	INVESTMENT ACQUI...		Inv Deposit	38.40	59,358.78
General Journal	06/13/2017	35532	INV INTEREST	FEE \$2.19 INT ...	Interest Earned		59,358.78
Total 675001020 - PHD#1 EMP MED BEN						99.16	59,358.78
<b>675001035 - MGH FUNDED DEPRC</b>							5,270,684.13
General Journal	04/11/2017	33866	INV INTEREST	FEE \$50.00 IN...	Interest Earned		5,270,684.13
General Journal	04/14/2017	WIRE	INVESTMENT ACQUI...		Inv Deposit	2,787.41	5,273,471.54
General Journal	04/28/2017	WIRE	INVESTMENT LIQUI...		Inv Withdrawl	-63,764.47	5,209,707.07
General Journal	05/08/2017	WIRE	INVESTMENT ACQUI...		Inv Deposit	3,131.26	5,212,838.33
General Journal	05/10/2017	34640	INV INTEREST	FEE \$50.00 IN...	Interest Earned		5,212,838.33
General Journal	05/31/2017	WIRE	INVESTMENT LIQUI...		Inv Withdrawl	-23,686.35	5,189,151.98
General Journal	06/08/2017	WIRE	INVESTMENT ACQUI...		Inv Deposit	540.83	5,189,692.81
General Journal	06/13/2017	35532	INV INTEREST	FEE \$50.00 IN...	Interest Earned		5,189,692.81
General Journal	06/30/2017	WIRE	INVESTMENT LIQUI...		Inv Withdrawl	-131,613.24	5,058,079.57
Total 675001035 - MGH FUNDED DEPRC						-212,604.56	5,058,079.57
<b>675001040 - PHD#1 MEMORIAL</b>							38,908.33
General Journal	04/11/2017	33866	INV INTEREST	FEE \$1.16 INT ...	Interest Earned		38,908.33
General Journal	04/14/2017	WIRE	INVESTMENT ACQUI...		Inv Deposit	17.86	38,926.19
General Journal	05/08/2017	WIRE	INVESTMENT ACQUI...		Inv Deposit	22.03	38,948.22
General Journal	05/10/2017	34640	INV INTEREST	FEE \$1.33 INT ...	Interest Earned		38,948.22
General Journal	06/08/2017	WIRE	INVESTMENT ACQUI...		Inv Deposit	25.21	38,973.43
General Journal	06/13/2017	35532	INV INTEREST	FEE \$1.44 INT ...	Interest Earned		38,973.43
Total 675001040 - PHD#1 MEMORIAL						65.10	38,973.43
<b>675001060 - PHD#1 ULTGO BD 2005</b>							117,230.97
General Journal	04/11/2017	33866	INV INTEREST	FEE \$3.49 INT ...	Interest Earned		117,230.97
General Journal	04/14/2017	WIRE	INVESTMENT ACQUI...		Inv Deposit	53.80	117,284.77
General Journal	05/08/2017	WIRE	INVESTMENT ACQUI...		Inv Deposit	66.39	117,351.16
General Journal	05/10/2017	34640	INV INTEREST	FEE \$4.00 INT ...	Interest Earned		117,351.16
General Journal	06/08/2017	WIRE	INVESTMENT ACQUI...		Inv Deposit	75.96	117,427.12

## Mason County Treasurer's Office Account QuickReport As of June 30, 2017

Type	Date	Num	Name	Memo	Split	Amount	Balance
General Journal	06/13/2017	35532	INV INTEREST	FEE \$4.33 INT ...	Interest Earned		117,427.12
Total 675001060 - PHD#1 ULTGO BD 2005						196.15	117,427.12
<b>680001010 - PUD#1 GENERAL</b>							
General Journal	04/11/2017	33866	INV INTEREST	FEE \$7.85 INT ...	Interest Earned		263,224.61
General Journal	05/10/2017	34640	INV INTEREST	FEE \$8.97 INT ...	Interest Earned		263,224.61
General Journal	06/13/2017	35532	INV INTEREST	FEE \$9.71 INT ...	Interest Earned		263,224.61
Total 680001010 - PUD#1 GENERAL						0.00	263,224.61
<b>680011010 - PUD#1 EMERGENCY FD</b>							
General Journal	04/11/2017	33866	INV INTEREST	FEE \$1.80 INT ...	Interest Earned		60,269.38
General Journal	05/10/2017	34640	INV INTEREST	FEE \$2.06 INT ...	Interest Earned		60,269.38
General Journal	06/13/2017	35532	INV INTEREST	FEE \$2.22 INT ...	Interest Earned		60,269.38
Total 680011010 - PUD#1 EMERGENCY FD						0.00	60,269.38
<b>680020010 - PUD#1 TRUCK REPL FD</b>							
General Journal	04/11/2017	33866	INV INTEREST	FEE \$12.14 IN...	Interest Earned		431,561.68
General Journal	04/28/2017	WIRE	INVESTMENT ACQUI...		Inv Deposit	25,000.00	456,561.68
General Journal	05/10/2017	34640	INV INTEREST	FEE \$14.80 IN...	Interest Earned		456,561.68
General Journal	05/31/2017	WIRE	INVESTMENT ACQUI...		Inv Deposit	25,000.00	481,561.68
General Journal	06/13/2017	35532	INV INTEREST	FEE \$16.87 IN...	Interest Earned		481,561.68
General Journal	06/30/2017	WIRE	INVESTMENT ACQUI...		Inv Deposit	25,000.00	506,561.68
Total 680020010 - PUD#1 TRUCK REPL FD						75,000.00	506,561.68
<b>680021010 - PUD#1 COMPUTER REPL</b>							
General Journal	04/11/2017	33866	INV INTEREST	FEE \$4.02 INT ...	Interest Earned		139,567.84
General Journal	04/28/2017	WIRE	INVESTMENT ACQUI...		Inv Deposit	5,000.00	144,567.84
General Journal	05/10/2017	34640	INV INTEREST	FEE \$4.78 INT ...	Interest Earned		144,567.84
General Journal	05/31/2017	WIRE	INVESTMENT ACQUI...		Inv Deposit	5,000.00	149,567.84
General Journal	06/13/2017	35532	INV INTEREST	FEE \$5.34 INT ...	Interest Earned		149,567.84
General Journal	06/30/2017	WIRE	INVESTMENT ACQUI...		Inv Deposit	5,000.00	154,567.84
Total 680021010 - PUD#1 COMPUTER REPL						15,000.00	154,567.84
<b>680025010 - PUD#1 MATERIAL PURC</b>							
General Journal	04/11/2017	33866	INV INTEREST	FEE \$13.92 IN...	Interest Earned		472,761.44
General Journal	04/28/2017	WIRE	INVESTMENT ACQUI...		Inv Deposit	6,000.00	478,761.44
General Journal	05/10/2017	34640	INV INTEREST	FEE \$16.14 IN...	Interest Earned		478,761.44
General Journal	05/31/2017	WIRE	INVESTMENT ACQUI...		Inv Deposit	6,000.00	484,761.44
General Journal	06/13/2017	35532	INV INTEREST	FEE \$17.67 IN...	Interest Earned		484,761.44
General Journal	06/30/2017	WIRE	INVESTMENT ACQUI...		Inv Deposit	6,000.00	490,761.44
Total 680025010 - PUD#1 MATERIAL PURC						18,000.00	490,761.44
<b>680027010 - PUD#1 AUTO METER RD</b>							
General Journal	04/11/2017	33866	INV INTEREST	FEE \$1.27 INT ...	Interest Earned		42,644.34
General Journal	05/10/2017	34640	INV INTEREST	FEE \$1.45 INT ...	Interest Earned		42,644.34
General Journal	06/13/2017	35532	INV INTEREST	FEE \$1.57 INT ...	Interest Earned		42,644.34
Total 680027010 - PUD#1 AUTO METER RD						0.00	42,644.34
<b>680065060-PUD#1 ELEC SYS REV 14</b>							
General Journal	04/11/2017	33866	INV INTEREST	FEE \$.12 INT \$...	Interest Earned		4,000.00
General Journal	05/10/2017	34640	INV INTEREST	FEE \$.14 INT \$...	Interest Earned		4,000.00
General Journal	06/13/2017	35532	INV INTEREST	FEE \$.15 INT \$...	Interest Earned		4,000.00
Total 680065060-PUD#1 ELEC SYS REV 14						0.00	4,000.00
<b>680065130-PUD ELEC SYS BD RES14</b>							
General Journal	04/11/2017	33866	INV INTEREST	FEE \$8.55 INT ...	Interest Earned		286,664.75
General Journal	05/10/2017	34640	INV INTEREST	FEE \$9.77 INT ...	Interest Earned		286,664.75
General Journal	06/13/2017	35532	INV INTEREST	FEE \$10.58 IN...	Interest Earned		286,664.75
Total 680065130-PUD ELEC SYS BD RES14						0.00	286,664.75
<b>680066030-PUD RUS TREASURY RESV</b>							
General Journal	04/11/2017	33866	INV INTEREST	FEE \$6.88 INT ...	Interest Earned		230,762.35
General Journal	05/10/2017	34640	INV INTEREST	FEE \$7.87 INT ...	Interest Earned		230,762.35
General Journal	06/13/2017	35532	INV INTEREST	FEE \$8.51 INT ...	Interest Earned		230,762.35
Total 680066030-PUD RUS TREASURY RESV						0.00	230,762.35
<b>680066060-PUD RUS TREASURY BOND</b>							
General Journal	04/11/2017	33866	INV INTEREST	FEE \$2.18 INT ...	Interest Earned		92,522.42
General Journal	04/28/2017	WIRE	INVESTMENT ACQUI...		Inv Deposit	20,000.00	112,522.42
General Journal	05/10/2017	34640	INV INTEREST	FEE \$3.22 INT ...	Interest Earned		112,522.42
General Journal	05/31/2017	WIRE	INVESTMENT ACQUI...		Inv Deposit	20,000.00	132,522.42
General Journal	06/13/2017	35532	INV INTEREST	FEE \$4.18 INT ...	Interest Earned		132,522.42

## Mason County Treasurer's Office Account QuickReport As of June 30, 2017

Type	Date	Num	Name	Memo	Split	Amount	Balance
General Journal	06/21/2017	WIRE	INVESTMENT ACQUI...		Inv Deposit	107,095.93	239,618.35
General Journal	06/30/2017	WIRE	INVESTMENT ACQUI...		Inv Deposit	20,000.00	259,618.35
<b>Total 680066060-PUD RUS TREASURY BOND</b>						167,095.93	259,618.35
<b>680070130 PUD LUD#1/HARS RETRT</b>							67,189.31
General Journal	04/11/2017	33866	INV INTEREST	FEE \$2.00 INT ...	Interest Earned		67,189.31
General Journal	05/10/2017	34640	INV INTEREST	FEE \$2.29 INT ...	Interest Earned		67,189.31
General Journal	06/13/2017	35532	INV INTEREST	FEE \$2.48 INT ...	Interest Earned		67,189.31
<b>Total 680070130 PUD LUD#1/HARS RETRT</b>						0.00	67,189.31
<b>680122010 PUD MADRONA BCH SWR</b>							24,654.14
General Journal	04/11/2017	33866	INV INTEREST	FEE \$.74 INT \$...	Interest Earned		24,654.14
General Journal	04/26/2017	WIRE	INVESTMENT LIQUI...		Inv Withdrawl	-4,500.00	20,154.14
General Journal	05/10/2017	34640	INV INTEREST	FEE \$.82 INT \$...	Interest Earned		20,154.14
General Journal	06/13/2017	35532	INV INTEREST	FEE \$.74 INT \$...	Interest Earned		20,154.14
<b>Total 680122010 PUD MADRONA BCH SWR</b>						-4,500.00	20,154.14
<b>680138010 - PUD#1 FACILITY BLDG</b>							140,323.66
General Journal	04/11/2017	33866	INV INTEREST	FEE \$3.75 INT ...	Interest Earned		140,323.66
General Journal	04/28/2017	WIRE	INVESTMENT ACQUI...		Inv Deposit	15,000.00	155,323.66
General Journal	05/10/2017	34640	INV INTEREST	FEE \$4.84 INT ...	Interest Earned		155,323.66
General Journal	05/31/2017	WIRE	INVESTMENT ACQUI...		Inv Deposit	15,000.00	170,323.66
General Journal	06/13/2017	35532	INV INTEREST	FEE \$5.75 INT ...	Interest Earned		170,323.66
General Journal	06/30/2017	WIRE	INVESTMENT ACQUI...		Inv Deposit	15,000.00	185,323.66
<b>Total 680138010 - PUD#1 FACILITY BLDG</b>						45,000.00	185,323.66
<b>680140010 - PUD#1 WATER GENERAL</b>							335,760.71
General Journal	04/11/2017	33866	INV INTEREST	FEE \$10.01 IN...	Interest Earned		335,760.71
General Journal	04/26/2017	WIRE	INVESTMENT LIQUI...		Inv Withdrawl	-245,000.00	90,760.71
General Journal	05/10/2017	34640	INV INTEREST	FEE \$10.06 IN...	Interest Earned		90,760.71
General Journal	06/13/2017	35532	INV INTEREST	FEE \$3.35 INT ...	Interest Earned		90,760.71
<b>Total 680140010 - PUD#1 WATER GENERAL</b>						-245,000.00	90,760.71
<b>680140040-PUD#1 LIABILITY INS</b>							0.00
General Journal	05/31/2017	WIRE	INVESTMENT ACQUI...		Inv Deposit	20,000.00	20,000.00
General Journal	06/13/2017	35532	INV INTEREST	FEE \$.02 INT \$...	Interest Earned		20,000.00
General Journal	06/30/2017	WIRE	INVESTMENT ACQUI...		Inv Deposit	20,000.00	40,000.00
<b>Total 680140040-PUD#1 LIABILITY INS</b>						40,000.00	40,000.00
<b>680141010-PUD #1 POLE YARD</b>							185,003.64
General Journal	04/11/2017	33866	INV INTEREST	FEE \$5.08 INT ...	Interest Earned		185,003.64
General Journal	04/28/2017	WIRE	INVESTMENT ACQUI...		Inv Deposit	15,000.00	200,003.64
General Journal	05/10/2017	34640	INV INTEREST	FEE \$6.36 INT ...	Interest Earned		200,003.64
General Journal	05/31/2017	WIRE	INVESTMENT ACQUI...		Inv Deposit	15,000.00	215,003.64
General Journal	06/13/2017	35532	INV INTEREST	FEE \$7.40 INT ...	Interest Earned		215,003.64
General Journal	06/30/2017	WIRE	INVESTMENT ACQUI...		Inv Deposit	15,000.00	230,003.64
<b>Total 680141010-PUD #1 POLE YARD</b>						45,000.00	230,003.64
<b>685042010 - SD#42 GENERAL</b>							394,819.29
General Journal	04/11/2017	33866	INV INTEREST	FEE \$11.77 IN...	Interest Earned		394,819.29
General Journal	05/10/2017	34640	INV INTEREST	FEE \$13.46 IN...	Interest Earned		394,819.29
General Journal	06/13/2017	35532	INV INTEREST	FEE \$14.57 IN...	Interest Earned		394,819.29
<b>Total 685042010 - SD#42 GENERAL</b>						0.00	394,819.29
<b>685042030 - SD#42 CAP PROJ</b>							55,924.67
General Journal	04/11/2017	33866	INV INTEREST	FEE \$1.67 INT ...	Interest Earned		55,924.67
General Journal	05/10/2017	34640	INV INTEREST	FEE \$1.91 INT ...	Interest Earned		55,924.67
General Journal	06/13/2017	35532	INV INTEREST	FEE \$2.06 INT ...	Interest Earned		55,924.67
<b>Total 685042030 - SD#42 CAP PROJ</b>						0.00	55,924.67
<b>685042060 - SD#42 DEBT SERVICE</b>							105,166.60
General Journal	04/11/2017	33866	INV INTEREST	FEE \$3.14 INT ...	Interest Earned		105,166.60
General Journal	05/10/2017	34640	INV INTEREST	FEE \$3.59 INT ...	Interest Earned		105,166.60
General Journal	06/13/2017	35532	INV INTEREST	FEE \$3.88 INT ...	Interest Earned		105,166.60
<b>Total 685042060 - SD#42 DEBT SERVICE</b>						0.00	105,166.60
<b>685042080 - SD#42 ASB</b>							1,683.69
General Journal	04/11/2017	33866	INV INTEREST	FEE \$.05 INT \$...	Interest Earned		1,683.69
General Journal	05/10/2017	34640	INV INTEREST	FEE \$.06 INT \$...	Interest Earned		1,683.69
General Journal	06/13/2017	35532	INV INTEREST	FEE \$.06 INT \$...	Interest Earned		1,683.69

## Mason County Treasurer's Office Account QuickReport As of June 30, 2017

Type	Date	Num	Name	Memo	Split	Amount	Balance
Total 685042080 - SD#42 ASB						0.00	1,683.69
<b>685042090 - SD#42 TRANS VEHICLE</b>							216.95
General Journal	04/11/2017	33866	INV INTEREST	FEE \$.01 INT \$...	Interest Earned		216.95
General Journal	05/10/2017	34640	INV INTEREST	FEE \$.01 INT \$...	Interest Earned		216.95
General Journal	06/13/2017	35532	INV INTEREST	FEE \$.01 INT \$...	Interest Earned		216.95
Total 685042090 - SD#42 TRANS VEHICLE						0.00	216.95
<b>685054010 - SD#54 GENERAL</b>							240,608.07
General Journal	04/11/2017	33866	INV INTEREST	FEE \$9.06 INT ...	Interest Earned		240,608.07
General Journal	04/28/2017	WIRE	INVESTMENT ACQUI...		Inv Deposit	200,000.00	440,608.07
General Journal	05/10/2017	34640	INV INTEREST	FEE \$8.89 INT ...	Interest Earned		440,608.07
General Journal	05/31/2017	WIRE	INVESTMENT ACQUI...		Inv Deposit	9,000.00	449,608.07
General Journal	06/13/2017	35532	INV INTEREST	FEE \$16.27 IN...	Interest Earned		449,608.07
General Journal	06/30/2017	WIRE	INVESTMENT LIQUI...		Inv Withdrawl	-31,000.00	418,608.07
Total 685054010 - SD#54 GENERAL						178,000.00	418,608.07
<b>685054030 - SD#54 CAP PROJ</b>							378,165.01
General Journal	04/11/2017	33866	INV INTEREST	FEE \$13.44 IN...	Interest Earned		378,165.01
General Journal	04/28/2017	WIRE	INVESTMENT ACQUI...		Inv Deposit	60,000.00	438,165.01
General Journal	05/10/2017	34640	INV INTEREST	FEE \$13.10 IN...	Interest Earned		438,165.01
General Journal	05/31/2017	WIRE	INVESTMENT LIQUI...		Inv Withdrawl	-280,000.00	158,165.01
General Journal	06/13/2017	35532	INV INTEREST	FEE \$15.83 IN...	Interest Earned		158,165.01
Total 685054030 - SD#54 CAP PROJ						-220,000.00	158,165.01
<b>685054060 - SD#54 DEBT SERVICE</b>							156,000.00
General Journal	04/11/2017	33866	INV INTEREST	FEE \$4.36 INT ...	Interest Earned		156,000.00
General Journal	04/28/2017	WIRE	INVESTMENT ACQUI...		Inv Deposit	270,000.00	426,000.00
General Journal	05/10/2017	34640	INV INTEREST	FEE \$6.24 INT ...	Interest Earned		426,000.00
General Journal	05/31/2017	WIRE	INVESTMENT LIQUI...		Inv Withdrawl	-226,000.00	200,000.00
General Journal	06/13/2017	35532	INV INTEREST	FEE \$15.45 IN...	Interest Earned		200,000.00
Total 685054060 - SD#54 DEBT SERVICE						44,000.00	200,000.00
<b>685054080 - SD#54 ASB</b>							8,354.72
General Journal	04/11/2017	33866	INV INTEREST	FEE \$.25 INT \$...	Interest Earned		8,354.72
General Journal	04/28/2017	WIRE	INVESTMENT LIQUI...		Inv Withdrawl	-1,000.00	7,354.72
General Journal	05/10/2017	34640	INV INTEREST	FEE \$.28 INT \$...	Interest Earned		7,354.72
General Journal	06/13/2017	35532	INV INTEREST	FEE \$.27 INT \$...	Interest Earned		7,354.72
Total 685054080 - SD#54 ASB						-1,000.00	7,354.72
<b>685054090 - SD#54 TRANS VEHICLE</b>							177,853.80
General Journal	04/11/2017	33866	INV INTEREST	FEE \$5.30 INT ...	Interest Earned		177,853.80
General Journal	05/10/2017	34640	INV INTEREST	FEE \$6.06 INT ...	Interest Earned		177,853.80
General Journal	06/13/2017	35532	INV INTEREST	FEE \$6.56 INT ...	Interest Earned		177,853.80
Total 685054090 - SD#54 TRANS VEHICLE						0.00	177,853.80
<b>685309010 - SD#309 GENERAL</b>							4,367,506.34
General Journal	04/06/2017	WIRE	INVESTMENT ACQUI...		Inv Deposit	100,000.00	4,467,506.34
General Journal	04/11/2017	33866	INV INTEREST	FEE \$50.00 IN...	Interest Earned		4,467,506.34
General Journal	04/28/2017	WIRE	INVESTMENT ACQUI...		Inv Deposit	2,370,000.00	6,837,506.34
General Journal	05/08/2017	WIRE	INVESTMENT ACQUI...		Inv Deposit	700,000.00	7,537,506.34
General Journal	05/10/2017	34640	INV INTEREST	FEE \$50.00 IN...	Interest Earned		7,537,506.34
General Journal	05/31/2017	WIRE	INVESTMENT LIQUI...		Inv Withdrawl	-825,000.00	6,712,506.34
General Journal	06/08/2017	WIRE	INVESTMENT ACQUI...		Inv Deposit	300,000.00	7,012,506.34
General Journal	06/13/2017	35532	INV INTEREST	FEE \$50.00 IN...	Interest Earned		7,012,506.34
General Journal	06/30/2017	WIRE	INVESTMENT LIQUI...		Inv Withdrawl	-1,600,000.00	5,412,506.34
Total 685309010 - SD#309 GENERAL						1,045,000.00	5,412,506.34
<b>685309030 - SD#309 CAP PROJ</b>							0.00
General Journal	06/30/2017	WIRE	INVESTMENT ACQUI...		Inv Deposit	65,852,135.91	65,852,135.91
Total 685309030 - SD#309 CAP PROJ						65,852,135.91	65,852,135.91
<b>685309050 - SD#309 TR &amp; AGENCY</b>							221,794.12
General Journal	04/06/2017	WIRE	INVESTMENT ACQUI...		Inv Deposit	101.93	221,896.05
General Journal	04/11/2017	33866	INV INTEREST	FEE \$6.61 INT ...	Interest Earned		221,896.05
General Journal	04/28/2017	WIRE	INVESTMENT LIQUI...		Inv Withdrawl	-1,147.84	220,748.21
General Journal	05/08/2017	WIRE	INVESTMENT ACQUI...		Inv Deposit	125.60	220,873.81
General Journal	05/10/2017	34640	INV INTEREST	FEE \$7.56 INT ...	Interest Earned		220,873.81
General Journal	05/31/2017	WIRE	INVESTMENT ACQUI...		Inv Deposit	1,000.00	221,873.81
General Journal	06/08/2017	WIRE	INVESTMENT ACQUI...		Inv Deposit	143.66	222,017.47
General Journal	06/13/2017	35532	INV INTEREST	FEE \$8.15 INT ...	Interest Earned		222,017.47



**Mason County Treasurer's Office**  
**Account QuickReport**  
 As of June 30, 2017

Type	Date	Num	Name	Memo	Split	Amount	Balance
Total 685309050 - SD#309 TR & AGENCY						223.35	222,017.47
<b>685309060 - SD#309 DEBT SERVICE</b>							688,372.33
General Journal	04/06/2017	WIRE	INVESTMENT ACQUI...		Inv Deposit	6,637.18	695,009.51
General Journal	04/11/2017	33866	INV INTEREST	FEE \$15.02 IN...	Interest Earned		695,009.51
General Journal	04/28/2017	WIRE	INVESTMENT ACQUI...		Inv Deposit	806,307.00	1,501,316.51
General Journal	05/08/2017	WIRE	INVESTMENT ACQUI...		Inv Deposit	230,494.35	1,731,810.86
General Journal	05/10/2017	34640	INV INTEREST	FEE \$26.41 IN...	Interest Earned		1,731,810.86
General Journal	05/31/2017	WIRE	INVESTMENT ACQUI...		Inv Deposit	321,818.91	2,053,629.77
General Journal	06/01/2017	WIRE	INVESTMENT LIQUI...		Inv Withdrawal	-304,773.75	1,748,856.02
General Journal	06/08/2017	WIRE	INVESTMENT ACQUI...		Inv Deposit	9,079.10	1,757,935.12
General Journal	06/13/2017	35532	INV INTEREST	FEE \$50.00 IN...	Interest Earned		1,757,935.12
General Journal	06/30/2017	WIRE	INVESTMENT ACQUI...		Inv Deposit	7,463.00	1,765,398.12
Total 685309060 - SD#309 DEBT SERVICE						1,077,025.79	1,765,398.12
<b>685309080 - SD#309 ASB</b>							330,017.24
General Journal	04/11/2017	33866	INV INTEREST	FEE \$9.53 INT ...	Interest Earned		330,017.24
General Journal	05/10/2017	34640	INV INTEREST	FEE \$11.25 IN...	Interest Earned		330,017.24
General Journal	06/13/2017	35532	INV INTEREST	FEE \$12.18 IN...	Interest Earned		330,017.24
Total 685309080 - SD#309 ASB						0.00	330,017.24
<b>685309090 -SD#309 TRANS VEHICLE</b>							306,389.47
General Journal	04/06/2017	WIRE	INVESTMENT ACQUI...		Inv Deposit	139.66	306,529.13
General Journal	04/11/2017	33866	INV INTEREST	FEE \$9.13 INT ...	Interest Earned		306,529.13
General Journal	05/08/2017	WIRE	INVESTMENT ACQUI...		Inv Deposit	173.51	306,702.64
General Journal	05/10/2017	34640	INV INTEREST	FEE \$10.45 IN...	Interest Earned		306,702.64
General Journal	05/31/2017	WIRE	INVESTMENT LIQUI...		Inv Withdrawal	-132,740.92	173,961.72
General Journal	06/08/2017	WIRE	INVESTMENT ACQUI...		Inv Deposit	198.56	174,160.28
General Journal	06/13/2017	35532	INV INTEREST	FEE \$11.16 IN...	Interest Earned		174,160.28
Total 685309090 -SD#309 TRANS VEHICLE						-132,229.19	174,160.28
<b>685311010 - SD#311 GENERAL</b>							1,165,336.59
General Journal	04/11/2017	33866	INV INTEREST	FEE \$50.00 IN...	Interest Earned		1,165,336.59
General Journal	04/27/2017	WIRE	INVESTMENT ACQUI...		Inv Deposit	363,255.10	1,528,591.69
General Journal	05/10/2017	34640	INV INTEREST	FEE \$41.38 IN...	Interest Earned		1,528,591.69
General Journal	05/31/2017	WIRE	INVESTMENT ACQUI...		Inv Deposit	378,445.78	1,907,037.47
General Journal	06/13/2017	35532	INV INTEREST	FEE \$50.00 IN...	Interest Earned		1,907,037.47
General Journal	06/30/2017	WIRE	INVESTMENT ACQUI...		Inv Deposit	272,671.49	2,179,708.96
Total 685311010 - SD#311 GENERAL						1,014,372.37	2,179,708.96
<b>685311030 - SD#311 CAP PROJ</b>							40,546.13
General Journal	04/11/2017	33866	INV INTEREST	FEE \$1.21 INT ...	Interest Earned		40,546.13
General Journal	04/27/2017	WIRE	INVESTMENT ACQUI...		Inv Deposit	18.61	40,564.74
General Journal	05/10/2017	34640	INV INTEREST	FEE \$1.38 INT ...	Interest Earned		40,564.74
General Journal	05/31/2017	WIRE	INVESTMENT ACQUI...		Inv Deposit	22.95	40,587.69
General Journal	06/13/2017	35532	INV INTEREST	FEE \$1.50 INT ...	Interest Earned		40,587.69
General Journal	06/30/2017	WIRE	INVESTMENT ACQUI...		Inv Deposit	26.27	40,613.96
Total 685311030 - SD#311 CAP PROJ						67.83	40,613.96
<b>685311080 - SD#311 ASB</b>							26,181.31
General Journal	04/11/2017	33866	INV INTEREST	FEE \$0.91 INT \$...	Interest Earned		26,181.31
General Journal	04/27/2017	WIRE	INVESTMENT LIQUI...		Inv Withdrawal	-2,404.96	23,776.35
General Journal	05/10/2017	34640	INV INTEREST	FEE \$0.88 INT \$...	Interest Earned		23,776.35
General Journal	05/31/2017	WIRE	INVESTMENT ACQUI...		Inv Deposit	1,103.38	24,879.73
General Journal	06/13/2017	35532	INV INTEREST	FEE \$0.88 INT \$...	Interest Earned		24,879.73
General Journal	06/30/2017	WIRE	INVESTMENT LIQUI...		Inv Withdrawal	-1,919.83	22,959.90
Total 685311080 - SD#311 ASB						-3,221.41	22,959.90
<b>685311090 -SD#311 TRANS VEHICLE</b>							33,071.00
General Journal	04/11/2017	33866	INV INTEREST	FEE \$0.99 INT \$...	Interest Earned		33,071.00
General Journal	04/27/2017	WIRE	INVESTMENT ACQUI...		Inv Deposit	15.18	33,086.18
General Journal	05/10/2017	34640	INV INTEREST	FEE \$1.13 INT ...	Interest Earned		33,086.18
General Journal	05/31/2017	WIRE	INVESTMENT ACQUI...		Inv Deposit	18.72	33,104.90
General Journal	06/13/2017	35532	INV INTEREST	FEE \$1.22 INT ...	Interest Earned		33,104.90
General Journal	06/30/2017	WIRE	INVESTMENT ACQUI...		Inv Deposit	21.42	33,126.32
Total 685311090 -SD#311 TRANS VEHICLE						55.32	33,126.32
<b>685402010 - SD#402 GENERAL</b>							3,079,541.17
General Journal	04/11/2017	33866	INV INTEREST	FEE \$50.00 IN...	Interest Earned		3,079,541.17
General Journal	04/28/2017	WIRE	INVESTMENT ACQUI...		Inv Deposit	750,000.00	3,829,541.17
General Journal	05/04/2017	WIRE	INVESTMENT ACQUI...		Inv Deposit	290,000.00	4,119,541.17
General Journal	05/10/2017	34640	INV INTEREST	FEE \$50.00 IN...	Interest Earned		4,119,541.17
General Journal	05/31/2017	WIRE	INVESTMENT LIQUI...		Inv Withdrawal	-56,000.00	4,063,541.17
General Journal	06/13/2017	35532	INV INTEREST	FEE \$50.00 IN...	Interest Earned		4,063,541.17

12:04 PM

07/07/17

Accrual Basis

**Mason County Treasurer's Office**  
**Account QuickReport**  
As of June 30, 2017

Type	Date	Num	Name	Memo	Split	Amount	Balance
General Journal	06/30/2017	WIRE	INVESTMENT LIQUI...		Inv Withdrawl	-397,000.00	3,666,541.17
Total 685402010 - SD#402 GENERAL						587,000.00	3,666,541.17
<b>685402030 - SD#402 CAP PROJ</b>							10,136,717.10
General Journal	04/11/2017	33866	INV INTEREST	FEE \$50.00 IN...	Interest Earned		10,136,717.10
General Journal	04/28/2017	WIRE	INVESTMENT LIQUI...		Inv Withdrawl	-1,530,150.00	8,606,567.10
General Journal	05/04/2017	WIRE	INVESTMENT ACQUI...		Inv Deposit	340,000.00	8,946,567.10
General Journal	05/10/2017	34640	INV INTEREST	FEE \$50.00 IN...	Interest Earned		8,946,567.10
General Journal	05/31/2017	WIRE	INVESTMENT LIQUI...		Inv Withdrawl	-1,766,000.00	7,180,567.10
General Journal	06/13/2017	35532	INV INTEREST	FEE \$50.00 IN...	Interest Earned		7,180,567.10
General Journal	06/30/2017	WIRE	INVESTMENT LIQUI...		Inv Withdrawl	-2,049,000.00	5,131,567.10
Total 685402030 - SD#402 CAP PROJ						-5,005,150.00	5,131,567.10
<b>685402060 - SD#402 DEBT SERVICE</b>							113,660.65
General Journal	04/11/2017	33866	INV INTEREST	FEE \$3.13 INT ...	Interest Earned		113,660.65
General Journal	04/28/2017	WIRE	INVESTMENT ACQUI...		Inv Deposit	490,000.00	603,660.65
General Journal	05/04/2017	WIRE	INVESTMENT ACQUI...		Inv Deposit	113,000.00	716,660.65
General Journal	05/10/2017	34640	INV INTEREST	FEE \$5.55 INT ...	Interest Earned		716,660.65
General Journal	05/31/2017	WIRE	INVESTMENT LIQUI...		Inv Withdrawl	-385,000.00	331,660.65
General Journal	06/13/2017	35532	INV INTEREST	FEE \$25.58 IN...	Interest Earned		331,660.65
Total 685402060 - SD#402 DEBT SERVICE						218,000.00	331,660.65
<b>685402080 - SD#402 ASB</b>							62,843.12
General Journal	04/11/2017	33866	INV INTEREST	FEE \$1.79 INT ...	Interest Earned		62,843.12
General Journal	04/28/2017	WIRE	INVESTMENT ACQUI...		Inv Deposit	2,150.00	64,993.12
General Journal	05/10/2017	34640	INV INTEREST	FEE \$2.15 INT ...	Interest Earned		64,993.12
General Journal	06/13/2017	35532	INV INTEREST	FEE \$2.40 INT ...	Interest Earned		64,993.12
General Journal	06/30/2017	WIRE	INVESTMENT LIQUI...		Inv Withdrawl	-2,500.00	62,493.12
Total 685402080 - SD#402 ASB						-350.00	62,493.12
<b>685402090 - SD#402 TRANS VEHICLE</b>							113,597.14
General Journal	04/11/2017	33866	INV INTEREST	FEE \$3.39 INT ...	Interest Earned		113,597.14
General Journal	04/28/2017	WIRE	INVESTMENT ACQUI...		Inv Deposit	50.00	113,647.14
General Journal	05/10/2017	34640	INV INTEREST	FEE \$3.87 INT ...	Interest Earned		113,647.14
General Journal	06/13/2017	35532	INV INTEREST	FEE \$4.19 INT ...	Interest Earned		113,647.14
Total 685402090 -SD#402 TRANS VEHICLE						50.00	113,647.14
<b>685403010 - SD#403 GENERAL</b>							421,475.71
General Journal	04/11/2017	33866	INV INTEREST	FEE \$50.00 IN...	Interest Earned		421,475.71
General Journal	04/14/2017	WIRE	INVESTMENT ACQUI...		Inv Deposit	1,860,937.70	2,282,413.41
General Journal	04/28/2017	WIRE	INVESTMENT ACQUI...		Inv Deposit	817,523.08	3,099,936.49
General Journal	05/10/2017	34640	INV INTEREST	FEE \$50.00 IN...	Interest Earned		3,099,936.49
General Journal	05/15/2017	WIRE	INVESTMENT ACQUI...		Inv Deposit	688,028.77	3,787,965.26
General Journal	05/31/2017	WIRE	INVESTMENT LIQUI...		Inv Withdrawl	-739,764.54	3,048,200.72
General Journal	06/13/2017	35532	INV INTEREST	FEE \$50.00 IN...	Interest Earned		3,048,200.72
General Journal	06/15/2017	WIRE	INVESTMENT LIQUI...		Inv Withdrawl	-2,168.63	3,046,032.09
General Journal	06/30/2017	WIRE	INVESTMENT LIQUI...		Inv Withdrawl	-600,137.68	2,445,894.41
Total 685403010 - SD#403 GENERAL						2,024,418.70	2,445,894.41
<b>685403030 - SD#403 CAP PROJ</b>							958,464.84
General Journal	04/11/2017	33866	INV INTEREST	FEE \$46.98 IN...	Interest Earned		958,464.84
General Journal	04/14/2017	WIRE	INVESTMENT ACQUI...		Inv Deposit	3,915,692.35	4,874,157.19
General Journal	04/28/2017	WIRE	INVESTMENT LIQUI...		Inv Withdrawl	-24,968.19	4,849,189.00
General Journal	05/10/2017	34640	INV INTEREST	FEE \$50.00 IN...	Interest Earned		4,849,189.00
General Journal	05/15/2017	WIRE	INVESTMENT ACQUI...		Inv Deposit	520,739.28	5,369,928.28
General Journal	05/31/2017	WIRE	INVESTMENT LIQUI...		Inv Withdrawl	-501,566.17	4,868,362.11
General Journal	06/13/2017	35532	INV INTEREST	FEE \$50.00 IN...	Interest Earned		4,868,362.11
General Journal	06/15/2017	WIRE	INVESTMENT LIQUI...		Inv Withdrawl	-250,134.00	4,618,228.11
General Journal	06/30/2017	WIRE	INVESTMENT LIQUI...		Inv Withdrawl	-86,969.66	4,531,258.45
Total 685403030 - SD#403 CAP PROJ						3,572,793.61	4,531,258.45
<b>685403060 - SD#403 DEBT SERVICE</b>							1,382,633.65
General Journal	04/11/2017	33866	INV INTEREST	FEE \$35.96 IN...	Interest Earned		1,382,633.65
General Journal	04/14/2017	WIRE	INVESTMENT ACQUI...		Inv Deposit	285,284.57	1,667,918.22
General Journal	04/28/2017	WIRE	INVESTMENT ACQUI...		Inv Deposit	534,338.11	2,202,256.33
General Journal	05/10/2017	34640	INV INTEREST	FEE \$50.00 IN...	Interest Earned		2,202,256.33
General Journal	05/15/2017	WIRE	INVESTMENT ACQUI...		Inv Deposit	495,802.03	2,698,058.36
General Journal	05/31/2017	WIRE	INVESTMENT LIQUI...		Inv Withdrawl	-1,133,831.25	1,564,227.11
General Journal	06/13/2017	35532	INV INTEREST	FEE \$50.00 IN...	Interest Earned		1,564,227.11
General Journal	06/15/2017	WIRE	INVESTMENT ACQUI...		Inv Deposit	146,426.00	1,710,653.11
General Journal	06/30/2017	WIRE	INVESTMENT ACQUI...		Inv Deposit	7,542.25	1,718,195.36
Total 685403060 - SD#403 DEBT SERVICE						335,561.71	1,718,195.36

## Mason County Treasurer's Office Account QuickReport As of June 30, 2017

Type	Date	Num	Name	Memo	Split	Amount	Balance	
<b>685403080 - SD#403 ASB</b>							287,924.00	
General Journal	04/11/2017	33866	INV INTEREST	FEE \$8.88 INT ...	Interest Earned		287,924.00	
General Journal	04/14/2017	WIRE	INVESTMENT ACQUI...		Inv Deposit	20,939.11	308,863.11	
General Journal	04/28/2017	WIRE	INVESTMENT LIQUI...		Inv Withdrawl	-17,559.78	291,303.33	
General Journal	05/10/2017	34640	INV INTEREST	FEE \$10.16 IN...	Interest Earned		291,303.33	
General Journal	05/15/2017	WIRE	INVESTMENT ACQUI...		Inv Deposit	11,662.10	302,965.43	
General Journal	05/31/2017	WIRE	INVESTMENT LIQUI...		Inv Withdrawl	-5,568.21	297,397.22	
General Journal	06/13/2017	35532	INV INTEREST	FEE \$10.98 IN...	Interest Earned		297,397.22	
General Journal	06/15/2017	WIRE	INVESTMENT LIQUI...		Inv Withdrawl	-2,550.36	294,846.86	
General Journal	06/30/2017	WIRE	INVESTMENT LIQUI...		Inv Withdrawl	-17,883.40	276,963.46	
Total 685403080 - SD#403 ASB							-10,960.54	276,963.46
<b>685403090 -SD#403 TRANS VEHICLE</b>							177,089.35	
General Journal	04/11/2017	33866	INV INTEREST	FEE \$5.28 INT ...	Interest Earned		177,089.35	
General Journal	04/14/2017	WIRE	INVESTMENT ACQUI...		Inv Deposit	81.25	177,170.60	
General Journal	05/10/2017	34640	INV INTEREST	FEE \$6.04 INT ...	Interest Earned		177,170.60	
General Journal	05/15/2017	WIRE	INVESTMENT ACQUI...		Inv Deposit	100.22	177,270.82	
General Journal	05/31/2017	WIRE	INVESTMENT LIQUI...		Inv Withdrawl	-109,447.99	67,822.83	
General Journal	06/13/2017	35532	INV INTEREST	FEE \$6.41 INT ...	Interest Earned		67,822.83	
General Journal	06/15/2017	WIRE	INVESTMENT ACQUI...		Inv Deposit	114.75	67,937.58	
Total 685403090 -SD#403 TRANS VEHICLE							-109,151.77	67,937.58
<b>685404010 - SD#404 GENERAL</b>							1,096,870.25	
General Journal	04/11/2017	33866	INV INTEREST	FEE \$29.64 IN...	Interest Earned		1,096,870.25	
General Journal	04/28/2017	WIRE	INVESTMENT ACQUI...		Inv Deposit	511,700.00	1,608,570.25	
General Journal	05/10/2017	34640	INV INTEREST	FEE \$39.14 IN...	Interest Earned		1,608,570.25	
General Journal	05/31/2017	WIRE	INVESTMENT LIQUI...		Inv Withdrawl	-239,475.00	1,369,095.25	
General Journal	06/13/2017	35532	INV INTEREST	FEE \$50.00 IN...	Interest Earned		1,369,095.25	
General Journal	06/28/2017	WIRE	INVESTMENT LIQUI...		Inv Withdrawl	-65,700.00	1,303,395.25	
Total 685404010 - SD#404 GENERAL							206,525.00	1,303,395.25
<b>685404030 - SD#404 CAP PROJ</b>							4,851.71	
General Journal	04/11/2017	33866	INV INTEREST	FEE \$.14 INT \$...	Interest Earned		4,851.71	
General Journal	04/28/2017	WIRE	INVESTMENT ACQUI...		Inv Deposit	11.00	4,862.71	
General Journal	05/10/2017	34640	INV INTEREST	FEE \$.17 INT \$...	Interest Earned		4,862.71	
General Journal	06/13/2017	35532	INV INTEREST	FEE \$.18 INT \$...	Interest Earned		4,862.71	
General Journal	06/28/2017	WIRE	INVESTMENT ACQUI...		Inv Deposit	4.00	4,866.71	
Total 685404030 - SD#404 CAP PROJ							15.00	4,866.71
<b>685404050 - SD#404 TR &amp; AGENCY</b>							64,045.31	
General Journal	04/11/2017	33866	INV INTEREST	FEE \$1.91 INT ...	Interest Earned		64,045.31	
General Journal	04/28/2017	WIRE	INVESTMENT LIQUI...		Inv Withdrawl	-33.00	64,012.31	
General Journal	05/10/2017	34640	INV INTEREST	FEE \$2.18 INT ...	Interest Earned		64,012.31	
General Journal	05/31/2017	WIRE	INVESTMENT LIQUI...		Inv Withdrawl	-575.00	63,437.31	
General Journal	06/13/2017	35532	INV INTEREST	FEE \$2.36 INT ...	Interest Earned		63,437.31	
General Journal	06/28/2017	WIRE	INVESTMENT LIQUI...		Inv Withdrawl	-138.00	63,299.31	
Total 685404050 - SD#404 TR & AGENCY							-746.00	63,299.31
<b>685404060 - SD#404 DEBT SERVICE</b>							1,164,194.39	
General Journal	04/11/2017	33866	INV INTEREST	FEE \$33.55 IN...	Interest Earned		1,164,194.39	
General Journal	04/28/2017	WIRE	INVESTMENT ACQUI...		Inv Deposit	85,600.00	1,249,794.39	
General Journal	05/10/2017	34640	INV INTEREST	FEE \$39.99 IN...	Interest Earned		1,249,794.39	
General Journal	05/31/2017	WIRE	INVESTMENT ACQUI...		Inv Deposit	259,761.00	1,509,555.39	
General Journal	06/13/2017	35532	INV INTEREST	FEE \$46.42 IN...	Interest Earned		1,509,555.39	
General Journal	06/28/2017	WIRE	INVESTMENT ACQUI...		Inv Deposit	63,500.00	1,573,055.39	
Total 685404060 - SD#404 DEBT SERVICE							408,861.00	1,573,055.39
<b>685404080 - SD#404 ASB</b>							22,811.76	
General Journal	04/11/2017	33866	INV INTEREST	FEE \$.69 INT \$...	Interest Earned		22,811.76	
General Journal	04/28/2017	WIRE	INVESTMENT ACQUI...		Inv Deposit	450.00	23,261.76	
General Journal	05/10/2017	34640	INV INTEREST	FEE \$.78 INT \$...	Interest Earned		23,261.76	
General Journal	05/31/2017	WIRE	INVESTMENT ACQUI...		Inv Deposit	1,216.00	24,477.76	
General Journal	06/13/2017	35532	INV INTEREST	FEE \$.86 INT \$...	Interest Earned		24,477.76	
General Journal	06/28/2017	WIRE	INVESTMENT LIQUI...		Inv Withdrawl	-770.00	23,707.76	
Total 685404080 - SD#404 ASB							896.00	23,707.76
<b>685404090 -SD#404 TRANS VEHICLE</b>							60,533.79	
General Journal	04/11/2017	33866	INV INTEREST	FEE \$1.80 INT ...	Interest Earned		60,533.79	
General Journal	04/28/2017	WIRE	INVESTMENT ACQUI...		Inv Deposit	48.00	60,581.79	
General Journal	05/10/2017	34640	INV INTEREST	FEE \$2.06 INT ...	Interest Earned		60,581.79	
General Journal	05/31/2017	WIRE	INVESTMENT ACQUI...		Inv Deposit	14.00	60,595.79	
General Journal	06/13/2017	35532	INV INTEREST	FEE \$2.24 INT ...	Interest Earned		60,595.79	
General Journal	06/28/2017	WIRE	INVESTMENT ACQUI...		Inv Deposit	40.00	60,635.79	



## Mason County Treasurer's Office Account QuickReport As of June 30, 2017

Type	Date	Num	Name	Memo	Split	Amount	Balance
Total 685404090 -SD#404 TRANS VEHICLE						102.00	60,635.79
<b>690001010 - BWD DIST#1 M&amp;O</b>							711.57
General Journal	04/11/2017	33866	INV INTEREST	FEE \$.02 INT \$...	Interest Earned		711.57
General Journal	05/10/2017	34640	INV INTEREST	FEE \$.02 INT \$...	Interest Earned		711.57
General Journal	06/13/2017	35532	INV INTEREST	FEE \$.03 INT \$...	Interest Earned		711.57
Total 690001010 - BWD DIST#1 M&O						0.00	711.57
<b>690001045 - BWD #1 CAP IMPR FAC</b>							1,048.51
General Journal	04/11/2017	33866	INV INTEREST	FEE \$.03 INT \$...	Interest Earned		1,048.51
General Journal	05/10/2017	34640	INV INTEREST	FEE \$.04 INT \$...	Interest Earned		1,048.51
General Journal	06/13/2017	35532	INV INTEREST	FEE \$.04 INT \$...	Interest Earned		1,048.51
Total 690001045 - BWD #1 CAP IMPR FAC						0.00	1,048.51
<b>690002010 - TEW DIST#2 GENERAL</b>							27,481.80
General Journal	04/11/2017	33866	INV INTEREST	FEE \$.82 INT \$...	Interest Earned		27,481.80
General Journal	05/10/2017	34640	INV INTEREST	FEE \$.94 INT \$...	Interest Earned		27,481.80
General Journal	06/13/2017	35532	INV INTEREST	FEE \$1.01 INT ...	Interest Earned		27,481.80
Total 690002010 - TEW DIST#2 GENERAL						0.00	27,481.80
<b>690002020 - TEW DIST #2 RESV MT</b>							26,983.79
General Journal	04/11/2017	33866	INV INTEREST	FEE \$.80 INT \$...	Interest Earned		26,983.79
General Journal	05/10/2017	34640	INV INTEREST	FEE \$.92 INT \$...	Interest Earned		26,983.79
General Journal	06/13/2017	35532	INV INTEREST	FEE \$1.00 INT ...	Interest Earned		26,983.79
Total 690002020 - TEW DIST #2 RESV MT						0.00	26,983.79
<b>690002065 - TEW DIST #2 WTR REV</b>							118,781.64
General Journal	04/11/2017	33866	INV INTEREST	FEE \$3.54 INT ...	Interest Earned		118,781.64
General Journal	05/10/2017	34640	INV INTEREST	FEE \$4.05 INT ...	Interest Earned		118,781.64
General Journal	06/13/2017	35532	INV INTEREST	FEE \$4.38 INT ...	Interest Earned		118,781.64
Total 690002065 - TEW DIST #2 WTR REV						0.00	118,781.64
<b>690002130 -TEW DIST #2 ASMT REV</b>							8,533.18
General Journal	04/11/2017	33866	INV INTEREST	FEE \$.25 INT \$...	Interest Earned		8,533.18
General Journal	05/10/2017	34640	INV INTEREST	FEE \$.29 INT \$...	Interest Earned		8,533.18
General Journal	06/13/2017	35532	INV INTEREST	FEE \$.32 INT \$...	Interest Earned		8,533.18
Total 690002130 -TEW DIST #2 ASMT REV						0.00	8,533.18
<b>690003020 - MLWD#3 CAP IMP RESV</b>							61,493.15
General Journal	04/11/2017	33866	INV INTEREST	FEE \$1.81 INT ...	Interest Earned		61,493.15
General Journal	04/24/2017	WIRE	INVESTMENT ACQUI...		Inv Deposit	1,497.30	62,990.45
General Journal	05/10/2017	34640	INV INTEREST	FEE \$2.11 INT ...	Interest Earned		62,990.45
General Journal	06/13/2017	35532	INV INTEREST	FEE \$2.32 INT ...	Interest Earned		62,990.45
Total 690003020 - MLWD#3 CAP IMP RESV						1,497.30	62,990.45
<b>690005010 -HARSTENE PT WTR/SWR</b>							80,000.00
General Journal	04/11/2017	33866	INV INTEREST	FEE \$2.94 INT ...	Interest Earned		80,000.00
General Journal	05/10/2017	34640	INV INTEREST	FEE \$2.73 INT ...	Interest Earned		80,000.00
General Journal	06/13/2017	35532	INV INTEREST	FEE \$2.95 INT ...	Interest Earned		80,000.00
Total 690005010 -HARSTENE PT WTR/SWR						0.00	80,000.00
<b>690005020 -HARSTENE PT W/S RESV</b>							300,381.46
General Journal	04/11/2017	33866	INV INTEREST	FEE \$8.94 INT ...	Interest Earned		300,381.46
General Journal	04/25/2017	WIRE	INVESTMENT LIQUID...		Inv Withdrawl	-10,460.00	289,921.46
General Journal	05/10/2017	34640	INV INTEREST	FEE \$10.17 IN...	Interest Earned		289,921.46
General Journal	06/13/2017	35532	INV INTEREST	FEE \$10.70 IN...	Interest Earned		289,921.46
Total 690005020 -HARSTENE PT W/S RESV						-10,460.00	289,921.46
<b>690005030 -HARSTENE PT W/S ECOL</b>							38,365.61
General Journal	04/11/2017	33866	INV INTEREST	FEE \$1.14 INT ...	Interest Earned		38,365.61
General Journal	05/10/2017	34640	INV INTEREST	FEE \$1.31 INT ...	Interest Earned		38,365.61
General Journal	06/13/2017	35532	INV INTEREST	FEE \$1.42 INT ...	Interest Earned		38,365.61
Total 690005030 -HARSTENE PT W/S ECOL						0.00	38,365.61
<b>690005050-HARTSTENE DWSFR LOAN</b>							68,000.00
General Journal	04/11/2017	33866	INV INTEREST	FEE \$.13 INT \$...	Interest Earned		68,000.00
General Journal	05/10/2017	34640	INV INTEREST	FEE \$2.32 INT ...	Interest Earned		68,000.00
General Journal	06/13/2017	35532	INV INTEREST	FEE \$2.51 INT ...	Interest Earned		68,000.00
Total 690005050-HARTSTENE DWSFR LOAN						0.00	68,000.00
<b>690005070-HARTSTENE WATER BOND</b>							17,698.48

Mason County Treasurer's Office

Account QuickReport

As of June 30, 2017

Type	Date	Num	Name	Memo	Split	Amount	Balance
General Journal	04/11/2017	33866	INV INTEREST	FEE \$.03 INT \$...	Interest Earned		17,698.48
General Journal	05/10/2017	34640	INV INTEREST	FEE \$.60 INT \$...	Interest Earned		17,698.48
General Journal	06/13/2017	35532	INV INTEREST	FEE \$0 INT \$1...	Interest Earned		17,698.48
Total 690005070-HARTSTENE WATER BOND						0.00	17,698.48
<b>800000010 - TDC - STATE POOL</b>							31,611,672.17
General Journal	04/03/2017	WIRE	INVESTMENT ACQUI...		Inv Deposit	8,770,000.00	40,381,672.17
General Journal	04/04/2017	WIRE	INVESTMENT LIQUI...		Inv Withdrawl	-1,948,000.00	38,433,672.17
General Journal	04/05/2017	WIRE	INVESTMENT LIQUI...		Inv Withdrawl	-6,073,000.00	32,360,672.17
General Journal	04/06/2017	WIRE	INVESTMENT LIQUI...		Inv Withdrawl	-284,000.00	32,076,672.17
General Journal	04/07/2017	WIRE	INVESTMENT LIQUI...		Inv Withdrawl	-706,000.00	31,370,672.17
General Journal	04/11/2017	WIRE	INVESTMENT LIQUI...		Inv Withdrawl	-785,000.00	30,585,672.17
General Journal	04/11/2017	33866	INV INTEREST	FEE \$0 INT \$1...	Interest Earned		30,585,672.17
General Journal	04/12/2017	WIRE	INVESTMENT ACQUI...		Inv Deposit	1,525,000.00	32,110,672.17
General Journal	04/14/2017	WIRE	INVESTMENT LIQUI...		Inv Withdrawl	-6,347,000.00	25,763,672.17
General Journal	04/17/2017	WIRE	INVESTMENT ACQUI...		Inv Deposit	1,668,000.00	27,431,672.17
General Journal	04/20/2017	WIRE	INVESTMENT ACQUI...		Inv Deposit	10,200,000.00	37,631,672.17
General Journal	04/24/2017	WIRE	INVESTMENT ACQUI...		Inv Deposit	1,237,000.00	38,868,672.17
General Journal	04/25/2017	WIRE	INVESTMENT ACQUI...		Inv Deposit	855,000.00	39,723,672.17
General Journal	04/26/2017	WIRE	INVESTMENT ACQUI...		Inv Deposit	1,795,000.00	41,518,672.17
General Journal	04/27/2017	WIRE	INVESTMENT ACQUI...		Inv Deposit	3,220,000.00	44,738,672.17
General Journal	04/28/2017	WIRE	INVESTMENT LIQUI...		Inv Withdrawl	-7,113,000.00	37,625,672.17
General Journal	05/01/2017	WIRE	INVESTMENT ACQUI...		Inv Deposit	9,500,000.00	47,125,672.17
General Journal	05/02/2017	WIRE	INVESTMENT ACQUI...		Inv Deposit	3,280,000.00	50,405,672.17
General Journal	05/04/2017	WIRE	INVESTMENT LIQUI...		Inv Withdrawl	-2,505,000.00	47,900,672.17
General Journal	05/05/2017	WIRE	INVESTMENT LIQUI...		Inv Withdrawl	-1,701,000.00	46,199,672.17
General Journal	05/08/2017	WIRE	INVESTMENT LIQUI...		Inv Withdrawl	-400,000.00	45,799,672.17
General Journal	05/09/2017	WIRE	INVESTMENT ACQUI...		Inv Deposit	750,000.00	46,549,672.17
General Journal	05/10/2017	34640	INV INTEREST	FEE \$0 INT \$2...	Interest Earned		46,549,672.17
General Journal	05/11/2017	WIRE	INVESTMENT LIQUI...		Inv Withdrawl	-2,309,000.00	44,240,672.17
General Journal	05/12/2017	WIRE	INVESTMENT LIQUI...		Inv Withdrawl	-645,000.00	43,595,672.17
General Journal	05/15/2017	WIRE	INVESTMENT LIQUI...		Inv Withdrawl	-1,716,332.40	41,879,339.77
General Journal	05/19/2017	WIRE	INVESTMENT LIQUI...		Inv Withdrawl	-4,900,000.00	36,979,339.77
General Journal	05/22/2017	WIRE	INVESTMENT ACQUI...		Inv Deposit	800,000.00	37,779,339.77
General Journal	05/24/2017	WIRE	INVESTMENT LIQUI...		Inv Withdrawl	-155,000.00	37,624,339.77
General Journal	05/25/2017	WIRE	INVESTMENT LIQUI...		Inv Withdrawl	-754,100.00	36,870,239.77
General Journal	05/31/2017	WIRE	INVESTMENT ACQUI...		Inv Deposit	2,955,000.00	39,825,239.77
General Journal	05/31/2017	WIRE	INVESTMENT ACQUI...		Inv Deposit	23,686.35	39,848,926.12
General Journal	06/01/2017	WIRE	INVESTMENT ACQUI...		Inv Deposit	2,000,000.00	41,848,926.12
General Journal	06/05/2017	WIRE	INVESTMENT LIQUI...		Inv Withdrawl	-1,485,000.00	40,363,926.12
General Journal	06/06/2017	WE	INVESTMENT LIQUI...		Inv Withdrawl	-2,677,500.00	37,686,426.12
General Journal	06/07/2017	WIRE	INVESTMENT LIQUI...		Inv Withdrawl	-5,780,000.00	31,906,426.12
General Journal	06/08/2017	WIRE	INVESTMENT LIQUI...		Inv Withdrawl	-3,645,000.00	28,261,426.12
General Journal	06/09/2017	WIRE	INVESTMENT LIQUI...		Inv Withdrawl	-400,500.00	27,860,926.12
General Journal	06/12/2017	WIRE	INVESTMENT LIQUI...		Inv Withdrawl	-635,000.00	27,225,926.12
General Journal	06/13/2017	35532	INV INTEREST	FEE \$0 INT \$3...	Interest Earned		27,225,926.12
General Journal	06/14/2017	WIRE	INVESTMENT ACQUI...		Inv Deposit	810,000.00	28,035,926.12
General Journal	06/15/2017	WIRE	INVESTMENT LIQUI...		Inv Withdrawl	-626,000.00	27,409,926.12
General Journal	06/16/2017	WIRE	INVESTMENT LIQUI...		Inv Withdrawl	-427,000.00	26,982,926.12
General Journal	06/20/2017	WIRE	INVESTMENT LIQUI...		Inv Withdrawl	-2,014,000.00	24,968,926.12
General Journal	06/21/2017	WIRE	INVESTMENT LIQUI...		Inv Withdrawl	-555,000.00	24,413,926.12
General Journal	06/22/2017	WIRE	INVESTMENT LIQUI...		Inv Withdrawl	-1,213,146.78	23,200,779.34
General Journal	06/23/2017	WIRE	INVESTMENT ACQUI...		Inv Deposit	2,327.88	23,203,107.22
General Journal	06/28/2017	WIRE	INVESTMENT ACQUI...		Inv Deposit	377,000.00	23,580,107.22
General Journal	06/30/2017	WIRE	INVESTMENT ACQUI...		Inv Deposit	1,823,000.00	25,403,107.22
Total 800000010 - TDC - STATE POOL						-6,208,564.95	25,403,107.22
<b>800000020 - TDC - SAVINGS</b>							250,000.00
Total 800000020 - TDC - SAVINGS							250,000.00
<b>800000030 - TDC - AGENCY BONDS</b>							6,309,936.86
General Journal	05/12/2017	WIRE	INVESTMENT ACQUI...	FHLMC CUSIP...	Inv Purchased	867,942.45	7,177,879.31
General Journal	05/24/2017	WIRE	INVESTMENT ACQUI...	FHLMC #3134...	Inv Purchased	500,000.00	7,677,879.31
General Journal	05/30/2017	WIRE	INVESTMENT LIQUI...	US31771JMP20	Inv Matured	-337,391.87	7,340,487.44
General Journal	06/01/2017	WIRE	INVESTMENT ACQUI...	CUSIP #31338...	Inv Purchased	498,510.00	7,838,997.44
Total 800000030 - TDC - AGENCY BONDS						1,529,060.58	7,838,997.44
Total STATE POOL INVESTMENT LEDGER						74,024,256.40	205,387,719.88
<b>TOTAL</b>						<b>74,024,256.40</b>	<b>205,387,719.88</b>

U.S. DEPARTMENT OF THE TREASURY

Resource Center

Daily Treasury Bill Rates Data

Get updates to this content.

**XML** These data are also available in XML format by clicking on the XML icon.

**XSD** The schema for the XML is available in XSD format by clicking on the XSD icon.

If you are having trouble viewing the above XML in your browser, click here.

To access interest rate data in the legacy XML format and the corresponding XSD schema, click here.


Select type of Interest Rate Data

Daily Treasury Bill Rates

Select Time Period

2017

DATE	4 WEEKS		13 WEEKS		26 WEEKS		52 WEEKS	
	BANK DISCOUNT	COUPON EQUIVALENT	BANK DISCOUNT	COUPON EQUIVALENT	BANK DISCOUNT	COUPON EQUIVALENT	BANK DISCOUNT	COUPON EQUIVALENT
05/16/17	0.71	0.72	0.89	0.90	1.02	1.04	1.08	1.10
05/17/17	0.70	0.71	0.89	0.90	0.98	1.00	1.05	1.07
05/18/17	0.71	0.72	0.91	0.92	1.00	1.02	1.06	1.08
05/19/17	0.68	0.69	0.90	0.91	1.01	1.03	1.07	1.09
05/22/17	0.66	0.67	0.92	0.93	1.03	1.05	1.08	1.10
05/23/17	0.75	0.76	0.91	0.92	1.06	1.08	1.12	1.15
05/24/17	0.74	0.75	0.92	0.93	1.05	1.07	1.15	1.18
05/25/17	0.70	0.71	0.92	0.93	1.06	1.08	1.13	1.16
05/26/17	0.72	0.73	0.92	0.93	1.06	1.08	1.14	1.17
05/30/17	0.76	0.77	0.92	0.93	1.05	1.07	1.13	1.16
05/31/17	0.85	0.86	0.96	0.98	1.06	1.08	1.14	1.17
06/01/17	0.80	0.81	0.96	0.98	1.05	1.07	1.13	1.16
06/02/17	0.80	0.81	0.96	0.98	1.04	1.06	1.13	1.16
06/05/17	0.80	0.81	0.95	0.97	1.04	1.06	1.13	1.16
06/06/17	0.82	0.83	0.96	0.98	1.05	1.08	1.13	1.16
06/07/17	0.82	0.83	0.98	1.00	1.07	1.09	1.14	1.17
06/08/17	0.78	0.79	0.99	1.01	1.09	1.11	1.16	1.19
06/09/17	0.78	0.79	0.99	1.01	1.11	1.13	1.17	1.20
06/12/17	0.79	0.80	0.97	0.99	1.07	1.09	1.16	1.19
06/13/17	0.88	0.89	0.99	1.01	1.10	1.12	1.18	1.21
06/14/17	0.89	0.90	0.99	1.01	1.10	1.12	1.17	1.20
06/15/17	0.84	0.85	1.00	1.02	1.11	1.13	1.18	1.21
06/16/17	0.83	0.84	1.01	1.03	1.11	1.13	1.18	1.21
06/19/17	0.82	0.83	1.01	1.03	1.11	1.13	1.18	1.21
06/20/17	0.87	0.88	1.00	1.02	1.12	1.14	1.19	1.22
06/21/17	0.84	0.85	0.97	0.99	1.10	1.12	1.19	1.22
06/22/17	0.78	0.79	0.94	0.96	1.08	1.10	1.19	1.22
06/23/17	0.74	0.75	0.95	0.97	1.08	1.10	1.18	1.21
06/26/17	0.77	0.78	0.98	1.00	1.08	1.10	1.17	1.20
06/27/17	0.88	0.89	0.99	1.01	1.11	1.13	1.19	1.22
06/28/17	0.87	0.88	1.00	1.02	1.10	1.12	1.18	1.21
06/29/17	0.86	0.87	1.02	1.04	1.12	1.14	1.20	1.23
06/30/17	0.82	0.83	1.01	1.03	1.12	1.14	1.21	1.24





[Washington State Treasurer](#)

[ONLINE FORMS](#)

**Duane A. Davidson**

[Contact Us](#)

[Public Records Requests](#)

[Careers](#)

[Site Map](#)



Service. Security. Transparency

# LGIP Daily Yield

[Home](#) / [Partners](#) / [For Local Governments](#) / [Local Government Investment Pool \(LGIP\)](#) / [LGIP Daily Yield](#)

Daily Yield: The net earnings figure that is calculated daily using the investment income earned (excluding realized gains or losses) each day, assuming daily amortization and/or accretion of income of all fixed income securities held by the Fund, less the administrative fee.

7 Day Yield: The daily factor is reported on an annualized 7-day basis, using the daily factors from the previous 7 calendar days.

30 Day Yield: The daily factor is reported on an annualized 30-day basis, using the daily factors from the previous 30 calendar days.

True 30 Day Yield: The net daily earnings figure that is calculated using the total net earnings including realized gains and losses occurring each day, less the administrative fee.

DATE	DAILY YIELD	7-DAY YIELD	30-DAY YIELD	TRUE 30-DAY YIELD
06/26	1.035922	1.026489	0.944278	0.955528
06/27	1.037587	1.029740	0.949717	0.962266
06/28	1.043192	1.034515	0.955338	0.969206
06/29	1.054784	1.039795	0.961289	0.974860
06/30	1.059498	1.043226	0.967075	0.980646 *

26

Resolution Number \_\_\_\_\_  
Replaces Resolution #77-09  
Mason County, Washington

## RESERVE AND CONTINGENCY FUND POLICIES

Adequate fund balance and reserve levels are a necessary component of the County's overall financial management strategy and a key factor in external agencies' measurement of the County's financial strength.

Maintenance of fund balance for each accounting fund assures adequate resources for cash flow and to mitigate short-term effects of revenue shortages. Reserve funds are necessary to enable the County to deal with unforeseen emergencies or changes in condition.

### A. General Policy

The County shall maintain reserves required by law, ordinance and/or bond covenants. All expenditures drawn from reserve accounts shall require prior Board approval unless previously authorized by the Board for expenditure within the County's annual budget.

If reserves and/or fund balances fall below required levels as set by this policy, the County shall include within its annual budget a plan to restore reserves and/or fund balance to the required levels.

All reserves will be presented in the County's annual budget.

### B. Contingency Fund

The County will maintain a Contingency Fund and shall maintain a reserve equal to \$1,000,000 to provide a financial cushion to cover revenue shortfalls resulting from unexpected economic changes or recessionary periods or to provide funds in the event of major unplanned expenditures the County could face as a result of landslides, earthquake or other natural disaster.

### C. General Fund Operating Reserves

The County will maintain a General Fund Operating Reserve to provide for adequate cash flow, budget contingencies, and insurance reserves. The General Fund Operating Reserves will be determined as follows:

#### 1. Cash Flow Reserve:

The County will maintain a cash flow reserve within the General Fund in an amount equal to two months of budgeted operating expenditures. The County will review annually the required cash flow reserve level that is necessary to meet the County's cash flow needs. If it is determined that the two months of operating



expenditure reserves is not adequate, the County Finance Committee shall propose an amendment to these policies.

D. Hotel/Motel Lodging Tax Reserves

The County will maintain a Hotel/Motel Lodging Tax Reserve of allocating grants to fund tourism promotional opportunities within the County. The County will maintain a cash flow reserve within the Hotel/Motel Lodging Tax Fund in an amount equal to one prior complete year's revenues in ending fund balance. For example, the 2017 budgeted expenditures cannot exceed the 2015 actual revenues receipted into the fund.

E. Technology Replacement Reserves

The County will maintain a Technology Replacement Reserve for replacement of costs entitywide computer hardware, software, or telephone equipment identified in the County's Technology Replacement listing. The required level of reserve will equal each year's scheduled costs. For example, if the 2017 equipment costs are budgeted at \$100,000, the fund reserve balance must equal or exceed \$100,000. Contributions will be made through assessments to the using funds and maintained on a per asset basis.

F. Health Self-Insured Administration Reserves

The County will maintain a Health Self-Insured Administration Reserve to provide Washington State mandated reserves for the County's self-insured dental and vision benefits for County Employees. Reserves will be determined as follows:

1. The County will maintain a reserve in an amount equal to 16 weeks of budgeted expense as required by Washington State's Office of Financial Management. The County will review annually the required reserve level that is necessary to meet the State's requirements (Washington Administrative Code, WAC 82.60).

G. Equipment and Vehicle Replacement Reserves

The County will maintain fully funded reserve for the replacement of vehicles and equipment identified on the County's equipment replacement listing. The required level of reserve will equal each year's scheduled replacement costs. For example, if the 2017 equipment replacement costs are budgeted at \$100,000, the fund reserve balance must equal or exceed \$100,000. Contributions will be made through assessments to the using funds and maintained on a per asset basis.

gB

**Projected CE Ending Fund Balance  
Draft Amended Resolution  
Average 2 Months Expenditures**

Year	Actual Current Year Expenditures	Average 2 Month Minimum Expenditures	Budgeted Ending Fund Balance	Budgeted Overage/Shortage	CASH Actual Ending Fund Balance	CASH Actual Overage/Shortage
2011	\$24,845,159.00	\$4,140,859.83	\$4,733,997.00	\$593,137.17	\$6,706,236.26	\$2,565,376.43
2012	\$25,242,304.00	\$4,207,050.67	\$5,163,189.00	\$956,138.33	\$6,395,200.44	\$2,188,149.77
2013	\$25,962,754.00	\$4,327,125.67	\$4,040,630.00	(\$286,495.67)	\$6,754,020.96	\$2,426,895.29
2014	\$28,249,014.41	\$4,708,169.07	\$4,414,716.39	(\$293,452.68)	\$8,038,298.93	\$3,330,129.86
2015	\$31,939,002.03	\$5,323,167.01	\$3,895,435.00	(\$1,427,732.01)	\$8,494,753.33	\$3,171,586.33
2016	\$35,382,458.82	\$5,897,076.47	\$2,757,130.81	(\$3,139,945.66)	\$3,568,011.64	-\$2,329,064.83
2017	\$39,136,262.00	\$6,522,710.33	\$3,196,819.00	(\$3,325,891.33)		
2018						

\*Budgeted as of 6/1  
Does not include Supplementals

**Average 3 Months Expenditures**

Year	Actual Current Year Expenditures	Average 3 Month Minimum Expenditures	Budgeted Ending Fund Balance	Budgeted Overage/Shortage	CASH Actual Ending Fund Balance	CASH Actual Overage/Shortage
2011	\$24,845,159.00	\$6,211,289.75	\$4,733,997.00	-\$1,477,292.75	\$6,706,236.26	\$494,946.51
2012	\$25,242,304.00	\$6,310,576.00	\$5,163,189.00	-\$1,147,387.00	\$6,395,200.44	\$84,624.44
2013	\$25,962,754.00	\$6,490,688.50	\$4,040,630.00	(\$2,450,058.50)	\$6,754,020.96	\$263,332.46
2014	\$28,249,014.41	\$7,062,253.60	\$4,414,716.39	(\$2,647,537.21)	\$8,038,298.93	\$976,045.33
2015	\$31,939,002.03	\$7,984,750.51	\$3,895,435.00	(\$4,089,315.51)	\$8,494,753.33	\$510,002.82
2016	\$35,382,458.82	\$8,845,614.71	\$2,757,130.81	(\$6,088,483.90)	\$3,568,011.64	(\$5,277,603.07)
2017	\$39,136,262.00	\$9,784,065.50	\$3,196,819.00	(\$6,587,246.50)		
2018						

\*Budgeted as of 6/1

RESOLUTION NO. 77-09

IN THE MATTER OF ESTABLISHING A  
CURRENT EXPENSE ENDING FUND BALANCE  
FOR MASON COUNTY WASHINGTON

WHEREAS, the Mason County Finance Committee recommends approval of a Current Expense Ending Fund Balance Policy, and

WHEREAS, the Mason County Board of County Commissioners, as the county legislative authority, deem it to be fiscally responsible to maintain an ending fund balance in the County Current Expense Fund to provide funds sufficient as required by law to cover bond covenants, the smooth running of the County and pay current obligations;

NOW THEREFORE, BE IT RESOLVED that the Board of County Commissioners will hereby annually establish and maintain a Current Expense Ending Fund Balance, also called Current Expense Reserves, which the Board believes is fiscally necessary, essential and prudent. This budgetary total reserve level is essential to protect cash flow and other stated reserve objectives in offsetting significant financial revenue fluctuations. The Board believes that a Current Expense Ending Fund Balance in the range of 9% - 12% of the prior years budget is prudent and in the event the annual total reserve level as determined by the Board of County Commissioners is exceeded, the board may choose to adjust levels up or down by future resolution action.

BE IT FURTHER RESOLVED by the Board of Mason County Commissioners that the Current Expense Ending Fund Balance, also called Current Expense Reserves be adopted as part of the Current Expense Budget process to achieve the goals outlined above. This goal shall be accomplished over a three year period beginning in 2010

Approved this 8<sup>th</sup> day of September, 2009.

Mason County Board of Commissioners

hau  
Tim Sheldon, Chair

Lynda Ring-Erickson  
Lynda Ring-Erickson, Commissioner

Ross Gallagher  
Ross Gallagher, Commissioner

Attest:

Shannon Goudy  
Shannon Goudy  
Clerk of the Board

Approved as to form:

Monty Cobb  
Monty Cobb  
Chief Civil Deputy Prosecuting Attorney



**Projected CE Ending Fund Balance**

Year	Prior Year Budget	Percentage Adopted	Resolution 77-09		Budgeted Overage/Shortage	CASH Actual Ending Fund Balance	CASH Actual Overage/Shortage
			Reso: CE Ending Fund Balance	Budgeted Ending Fund Balance			
2009							
2010	\$27,570,701.00	9.00%	\$2,481,363.09	\$2,804,978.00	\$ 323,614.91	\$ 5,593,817.00	\$ 3,112,453.91
2010	\$27,570,701.00	10.00%	\$2,757,070.10	\$2,804,978.00	\$ 47,907.90	\$ 5,593,817.00	\$ 2,836,746.90
2010	\$27,570,701.00	11.00%	\$3,032,777.11	\$2,804,978.00	\$ (227,799.11)	\$ 5,593,817.00	\$ 2,561,039.89
2010	\$27,570,701.00	12.00%	\$3,308,484.12	\$2,804,978.00	\$ (503,506.12)	\$ 5,593,817.00	\$ 2,285,332.88
2010							
2011	\$26,619,825.00	9.00%	\$2,395,784.25	\$4,456,037.00	\$ 2,060,252.75	\$ 6,706,236.26	\$ 4,310,452.01
2011	\$26,619,825.00	10.00%	\$2,661,982.50	\$4,456,037.00	\$ 1,794,054.50	\$ 6,706,236.26	\$ 4,044,253.76
2011	\$26,619,825.00	11.00%	\$2,928,180.75	\$4,456,037.00	\$ 1,527,856.25	\$ 6,706,236.26	\$ 3,778,055.51
2011	\$26,619,825.00	12.00%	\$3,194,379.00	\$4,456,037.00	\$ 1,261,658.00	\$ 6,706,236.26	\$ 3,511,857.26
2011							
2012	\$29,661,550.00	9.00%	\$2,669,539.50	\$3,780,439.00	\$ 1,110,899.50	\$ 6,395,200.44	\$ 3,725,660.94
2012	\$29,661,550.00	10.00%	\$2,966,155.00	\$3,780,439.00	\$ 814,284.00	\$ 6,395,200.44	\$ 3,429,045.44
2012	\$29,661,550.00	11.00%	\$3,262,770.50	\$3,780,439.00	\$ 517,668.50	\$ 6,395,200.44	\$ 3,132,429.94
2012	\$29,661,550.00	12.00%	\$3,559,386.00	\$3,780,439.00	\$ 221,053.00	\$ 6,395,200.44	\$ 2,835,814.44
2012							
2013	\$30,585,543.00	9.00%	\$2,752,698.87	\$3,722,137.00	\$ 969,438.13	\$ 6,754,020.96	\$ 4,001,322.09
2013	\$30,585,543.00	10.00%	\$3,058,554.30	\$3,722,137.00	\$ 663,582.70	\$ 6,754,020.96	\$ 3,695,466.66
2013	\$30,585,543.00	11.00%	\$3,364,409.73	\$3,722,137.00	\$ 357,727.27	\$ 6,754,020.96	\$ 3,389,611.23
2013	\$30,585,543.00	12.00%	\$3,670,265.16	\$3,722,137.00	\$ 51,871.84	\$ 6,754,020.96	\$ 3,083,755.80
2013							
2014	\$30,003,384.00	9.00%	\$2,700,304.56	\$4,414,716.39	\$ 1,714,411.83	\$ 8,038,298.93	\$ 5,337,994.37
2014	\$30,003,384.00	10.00%	\$3,000,338.40	\$4,414,716.39	\$ 1,414,377.99	\$ 8,038,298.93	\$ 5,037,960.53
2014	\$30,003,384.00	11.00%	\$3,300,372.24	\$4,414,716.39	\$ 1,114,344.15	\$ 8,038,298.93	\$ 4,737,926.69
2014	\$30,003,384.00	12.00%	\$3,600,406.08	\$4,414,716.39	\$ 814,310.31	\$ 8,038,298.93	\$ 4,437,892.85
2014							
2015	\$34,261,805.00	9.00%	\$3,083,562.45	\$3,895,435.00	\$ 811,872.55	\$ 7,294,753.33	\$ 4,211,190.88
2015	\$34,261,805.00	10.00%	\$3,426,180.50	\$3,895,435.00	\$ 469,254.50	\$ 7,294,753.33	\$ 3,868,572.83
2015	\$34,261,805.00	11.00%	\$3,768,798.55	\$3,895,435.00	\$ 126,636.45	\$ 7,294,753.33	\$ 3,525,954.78
2015	\$34,261,805.00	12.00%	\$4,111,416.60	\$3,895,435.00	\$ (215,981.60)	\$ 7,294,753.33	\$ 3,183,336.73
2015							
2016	\$36,225,579.00	9.00%	\$3,260,302.11	\$2,575,130.81	\$ (685,171.30)	\$ 3,568,011.64	\$ 307,709.53
2016	\$36,225,579.00	10.00%	\$3,622,557.90	\$2,575,130.81	\$ (1,047,427.09)	\$ 3,568,011.64	\$ (54,546.26)
2016	\$36,225,579.00	11.00%	\$3,984,813.69	\$2,575,130.81	\$ (1,409,682.88)	\$ 3,568,011.64	\$ (416,802.05)
2016	\$36,225,579.00	12.00%	\$4,347,069.48	\$2,575,130.81	\$ (1,771,938.67)	\$ 3,568,011.64	\$ (779,057.84)
2016							
2017	\$35,382,458.82	9.00%	\$3,184,421.29	\$3,196,819.00	\$ 12,397.71		\$ (3,184,421.29)
2017	\$35,382,458.82	10.00%	\$3,538,245.88	\$3,196,819.00	\$ (341,426.88)		\$ (3,538,245.88)
2017	\$35,382,458.82	11.00%	\$3,892,070.47	\$3,196,819.00	\$ (695,251.47)		\$ (3,892,070.47)
2017	\$35,382,458.82	12.00%	\$4,245,895.06	\$3,196,819.00	\$ (1,049,076.06)		\$ (4,245,895.06)
2017							
2018	\$39,136,262.00	9.00%	\$3,522,263.58		\$ (3,522,263.58)		\$ (3,522,263.58)
2018	\$39,136,262.00	10.00%	\$3,913,626.20		\$ (3,913,626.20)		\$ (3,913,626.20)
2018	\$39,136,262.00	11.00%	\$4,304,988.82		\$ (4,304,988.82)		\$ (4,304,988.82)
2018	\$39,136,262.00	12.00%	\$4,696,351.44		\$ (4,696,351.44)		\$ (4,696,351.44)

\*Budgeted Amount as of 6/1



# Mason County 2002 and 2008 Bonds Refunding Update

June 9, 2017

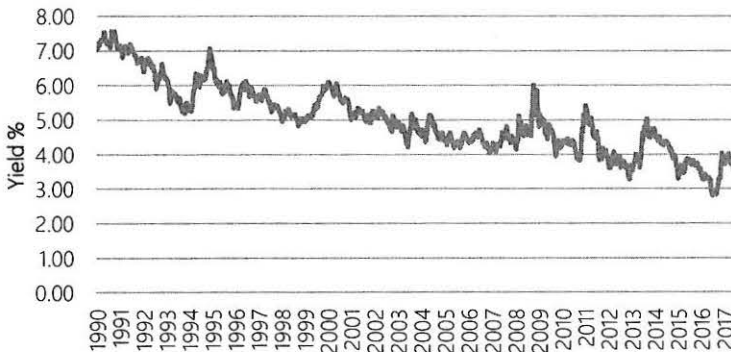
---

 NORTHWEST  
MUNICIPAL ADVISORS

# Bond Market

- Long-term interest rates dropped to historical lows in July
- Interest rates have increased since then, particularly after the presidential election
- The Federal Reserve increased short-term borrowing rates by 0.25% in both December 2016 and March
- The graphs below show the same data over two different time periods

Bond Buyer 20-Bond GO Index  
1990 to Present



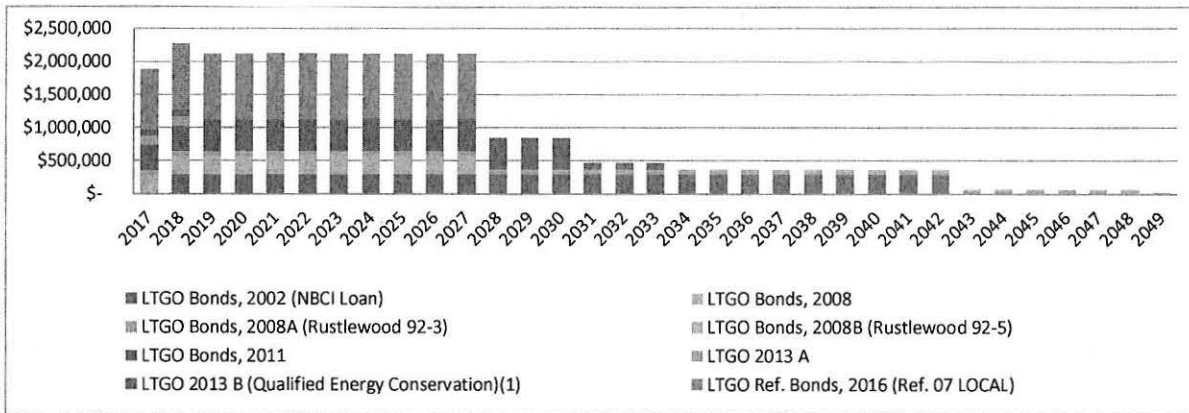
Bond Buyer 20-Bond GO Index  
June 2014 to 2017



# Outstanding General Obligation Bonds

## Outstanding Debt

LTGO Bonds	Par Outstanding	Callable Par	Final Mat.	Coupon Range	Call Date
LTGO Bonds, 2002 (NBCI Loan)	\$ 4,313,976	\$ 4,313,976	3/1/2042	4.75%	Anytime
LTGO Bonds, 2008	2,470,000	2,280,000	12/1/2027	3.375% - 3.875%	6/1/2018
LTGO Bonds, 2008A (Rustlewood 92-3)	795,911	795,911	7/1/2048	4.125% - 4.125%	Anytime
LTGO Bonds, 2008B (Rustlewood 92-5)	489,911	489,911	1/1/2049	4.375% - 4.375%	Anytime
LTGO Bonds, 2011	4,190,000	3,160,000	12/1/2030	2.00% - 3.90%	6/1/2021
LTGO 2013 A	275,000	-	12/1/2018	2.00% - 3.00%	No Call
LTGO 2013 B (Qualified Energy Conservation)(1)	1,395,000	945,000	12/1/2033	3.29% - 5.72%	6/1/2023
LTGO Ref. Bonds, 2016 (Ref. 07 LOCAL)	8,370,000	-	6/1/2027	3.00% - 5.00%	No Call
<b>Total LTGO Bonds Debt</b>	<b>\$ 22,299,799</b>	<b>\$ 11,984,799</b>			



(1) Debt service is shown net of federal subsidy.  
Included in refunding analysis.



## Estimated Refunding Results

---

- Limited Tax General Obligation Bonds, 2002 (NBCI Loan)
  - \$4,313,976 currently outstanding
  - Callable any time
  - Interest rates = 4.75%
  - Final maturity March 1, 2042
  
- Refunding Results Now (9/1/17)
  - Par Amount of Refunding Bonds: \$4,135,000
  - All-in True Interest Cost of Refunding Bonds: 3.36%
  - Total Cashflow Savings: \$826,210
    - Average Annual Savings \$31,777
  - Net Present Value Savings: (1) \$682,383
  - Net Present Value Savings %: 15.8%

(1) PV to 9/1/2017 at 2.60%.



## Estimated Refunding Results

---

- Limited Tax General Obligation Bonds, 2008
  - \$2,470,000 currently outstanding (\$2,280,000 callable)
  - Call Date June 1, 2018
  - Callable interest rates range from 3.375% to 3.875% (Average 3.75%)
  - Final maturity December 1, 2027

• Refunding Results	Now (9/1/17)	At Call Date
– Par Amount of Refunding Bonds:	\$2,170,000	\$2,125,000
– All-in True Interest Cost of Refunding Bonds:	2.25%	2.16%
– Total Cashflow Savings:	\$161,228	\$199,204
• Average Annual Savings	\$14,657	\$19,920
– Net Present Value Savings:	\$144,204	\$172,004
– Net Present Value Savings %:	6.32%	7.54%
– <i>Interest Rate Change to Match Current Savings:</i>	0.25%	

(1) PV to 9/1/2017 at 2.60%.

