



## Mason County Finance Committee Report

2020 Second Quarter ( April - June ) Submitted July 7th, 2020

**Mason County Finance Committee**  
 Lisa Frazier, Mason County Treasurer  
 Paddy McGuire, Mason County Auditor  
 Sharon Trask, Commissioner

**RCW 36.48.070**

**County finance committee — Approval of investment policy and debt policy — Rules.**

The county treasurer, the county auditor, and the chair of the county legislative authority, ex officio, shall constitute the county finance committee. The county treasurer shall act as chair of the committee and the county auditor as secretary thereof. The committee shall keep a full and complete record of all its proceedings in appropriate books of record and all such records and all correspondence relating to the committee shall be kept in the office of the county auditor and shall be open to public inspection. The committee shall approve a county investment policy and a debt policy and shall make appropriate rules and regulations for the carrying out of the provisions of RCW 36.48.010 through 36.48.060, not inconsistent with law.

- 36.48.010            Depositories to be designated by treasurer.
- 36.48.040            Depositories to be designated by treasurer -- Deposited funds deemed in county treasury.
- 36.48.050            Depositories to be designated by treasurer -- Treasurer's liability and bond additional.
- 36.48.060            Definition -- "Financial institution."

**CE CASH BALANCE AS OF**

June 30, 2020	\$ 13,370,216.50	Note: + \$2,354,727.85 for same period 2019
March 31, 2020	\$ 9,915,879.55	Note: + \$3,386,988.13 for same period 2019
December 31, 2019	\$ 12,076,320.12	Note: + \$4,242,643.62 for same period 2018
September 30, 2019	\$ 9,419,365.68	Note: + \$3,724,019.34 for same period 2018
June 30, 2019	\$ 11,015,488.65	Note: + \$4,170,644.97 for same period 2018
December 31, 2018	\$ 7,833,676.50	Note: + \$3,730,693.46 for same period 2017
December 31, 2017	\$ 4,102,983.04	Note: Changed to Cash Basis - No 13th Month
December 31, 2016	\$ 3,568,011.64	*included 13th Month

**GENERAL FUND RESERVE AND CONTINGENCY POLICY 72-19**

Year	2019 Expenditures	%	Policy Balance	Cash 6/30/2020	Difference	Less Contingency
General Operating 2020	\$34,088,012.63	15%	\$5,113,201.89	\$ 13,370,216.50	\$ 8,257,014.61	\$ 7,257,014.61
General Operating 2020	\$34,088,012.63	16%	\$5,454,082.02	\$ 13,370,216.50	\$ 7,916,134.48	\$ 6,916,134.48
General Operating 2020	\$34,088,012.63	17%	\$5,794,962.15	\$ 13,370,216.50	\$ 7,575,254.35	\$ 6,575,254.35
General Operating 2020	\$34,088,012.63	18%	\$6,135,842.27	\$ 13,370,216.50	\$ 7,234,374.23	\$ 6,234,374.23
General Operating 2020	\$34,088,012.63	19%	\$6,476,722.40	\$ 13,370,216.50	\$ 6,893,494.10	\$ 6,893,494.10
General Operating 2020	\$34,088,012.63	20%	\$6,817,602.53	\$ 13,370,216.50	\$ 6,552,613.97	\$ 5,552,613.97
Contingency Reserve 2020	\$1,000,000.00	n/a	\$1,000,000.00	\$ 1,000,000.00		

**CASH & INVESTMENTS**

TREASURER'S REGULAR CHECKING ACCOUNT COLUMBIA BANK	\$ 19,742,688.51
IMPREST ACCOUNTS	\$ 64,825.00
TREASURER'S INVESTED FUNDS TOTAL (see breakdown below)	\$ 202,278,875.86

TOTAL CASH & INVESTMENTS AS OF	5/31/2020	5/31/2020	PORTFOLIO %	Rating
	COST	MARKET VALUE	GAIN/LOSS	
INVESTMENT PORTFOLIO	\$ 202,278,875.86	\$202,398,616.66	\$ 119,740.80	100.00%
FEDERAL HOME LOAN BANK (FHLB)	\$ 249,191.50	\$ 269,430.00	\$ 20,238.50	0.12% S&P AA+
FEDERAL FARM CREDIT (FFCB)	\$ 800,000.00	\$ 813,203.00	\$ 13,203.00	0.40% S&P AA+
FEDERAL NATIONAL MORTGAGE ASSOCIATION (FNMA)	\$ 486,137.00	\$ 515,575.00	\$ 29,438.00	0.24% S&P AA+
FEDERAL HOME LOAN MORTGAGE COMPANY (FHLMC)	\$ 1,047,190.00	\$ 1,063,999.20	\$ 16,809.20	0.52% S&P AA+
BONDS - WASHINGTON HIGHER EDUCATION FACILITIES	\$ 512,748.90	\$ 510,867.00	\$ (1,881.90)	0.25% S&P A-
(TREAS DAILY CASH) WA STATE LGIP	\$ 50,545,875.56	\$ 50,545,875.56	\$ -	24.99% Not Rated
(CO DEPARTMENTS/TAXING DISTRICTS) WA STATE LGIP SAVINGS	\$ 147,385,045.40	\$147,385,045.40	\$ -	72.86% Not Rated
CERTIFICATE OF DEPOSIT - WELLS FARGO	\$ 753,187.50	\$ 782,722.12	\$ 29,534.62	0.00% PDPC Approved
CERTIFICATE OF DEPOSIT - 1ST SECURITY BANK OF WA	\$ 249,500.00	\$ 250,529.40	\$ 1,029.40	0.37% PDPC Approved
CERTIFICATE OF DEPOSIT - JP MORGAN CHASE	\$ 250,000.00	\$ 261,369.98	\$ 11,369.98	0.12% PDPC Approved
REGISTERED WARRANTS (INT RATE %)			\$ -	0.12% PDPC Approved
				0.00% Debt Policy Approved

BENCHMARK: 90 Day T-Bill Rate Savings	June 29, 2020	0.14%
State Pool Rate	June 30, 2020	0.36%
Market Rate Yield Agency/Treasury	May 31, 2020	1.92%

HISTORIC LGIP POOL RATES	2012-2013	.22% - .10%
	2014-2015	.11% - .26%
	2016-2017	0.26% - 1.28%
	2018-2019	1.28% - 2.20%
	2020	1.72% - .37%

FEDERAL RESERVE RATES	2020	.00%- .25%
-----------------------	------	------------

INVESTMENT INTEREST COLLECTIONS					
YEAR	BUDGETED			COLLECTED	DIFFERENCE
2014	\$ 65,000.00			\$ 91,522.98	\$ 26,522.98
2015	\$ 80,000.00			\$ 87,673.75	\$ 7,673.75
2016	\$ 95,000.00			\$ 208,126.56	\$ 113,126.56
2017	\$ 150,000.00			\$ 340,721.77	\$ 190,721.77
2018	\$ 300,000.00			\$ 670,553.69	\$ 370,553.69
2019	\$ 600,000.00			\$ 882,551.28	\$ 282,551.28
2020 as of 6/30/2020	\$ 800,000.00			\$ 355,010.24	\$ (444,989.76)

TREASURER'S BANKING COSTS					
YEAR	BANK OF AMERICA	COLUMBIA BANK	BONY MELLON	YEAR PD	DIFF PRIOR YR
2014	\$ 47,984.01			2015	
2015	\$ 67,966.57			2016	\$ 19,982.58
2016	\$ 19,464.41	\$ 9,427.86	\$ 1,538.00	2016	\$ (37,536.30)
2017 through 11/30/2017	\$ -	\$ 13,475.35	\$ 1,198.00	2017	\$ (15,756.92)
12-1-2017 through 11/30/2018	\$ -	\$ 13,248.39	\$ 1,981.00	2018	\$ 556.04
12/1/2018 through 11/30/2019	\$ -	\$ -	\$ 3,105.00	2019	\$ (12,124.39)
12/1/2019 through 6/30/2020	\$ -	\$ -	\$ 1,280.00	2020	

**Finance Committee Business**

**OLD BUSINESS:**

Project Funding Update- Loretta Swanson/Frank Pinter/Jennifer Beierle - **No Report For This Meeting**  
Skokomish River Restoration  
Belfair Wastewater System

Other Financing - Lisa has been in contact with NW Municipal Advisors requesting refinancing options-  
**Presentation with Scott Bauer NW Municipal Advisor** Presentation Attached  
Via Microsoft Teams Meeting - or call in 1-509-824-1241 Conference ID 421 296 764#

Mason County Investment Policy - **Postponed to next Finance Committee Meeting**

**NEW BUSINESS:**

None

Respectfully Submitted:

*Elisabeth (Lisa) Frazier*

---

Mason County Treasurer



Mason County Treasurer  
 Elisabeth (Lisa) Frazier  
 PO Box 429, 411 N 5th Street  
 Shelton, WA 98584  
 360-427-9670 ext 475

Financial Statement

June 2020

001.000000.000.000 CURRENT EXPENSE FUND

Beginning Cash Balance \$13,853,430.20

Tax Collections	\$193,930.84	
Accounts Receivable/Misc Receipts	\$2,442,237.72	
Transfers In	\$0.00	
<b>Total Revenue</b>		<b>\$2,636,168.56</b>
Accounts Payable/Warrants	\$3,119,382.26	
Transfers Out	\$0.00	
<b>Total Expense</b>		<b>\$3,119,382.26</b>

Ending Cash Balance \$13,370,216.50

Investment Activity

6/1/2020	Beginning Investments Balance	\$0.00
	Investments Acquired	\$0.00
	Investments Sold	\$0.00
6/30/2020	Ending Investments Balance	\$0.00

Total Cash and Investments \$13,370,216.50

## Mason County Treasurer's Office

## Account QuickReport

As of May 31, 2020

06/29/20

Accrual Basis

Type	Date	Num	Name	Memo	Split	Amount	Balance
<b>STATE POOL INVESTMENT LEDGER</b>							163,647,646.54
<b>195 - SPENCER LAKE MANAGEMENT</b>							0.00
General Journal	02/13/2020	WIRE	INVESTMENT ACQ...		Inv Deposit	1,000.00	1,000.00
General Journal	03/20/2020	WIRE	INVESTMENT ACQ...		Inv Deposit	1,406.06	2,406.06
General Journal	04/17/2020	WIRE	INVESTMENT ACQ...		Inv Deposit	823.57	3,229.63
General Journal	05/15/2020	WIRE	INVESTMENT ACQ...		Inv Deposit	5,841.72	9,071.35
Total 195 - SPENCER LAKE MANAGEMENT						9,071.35	9,071.35
<b>500 - INFORMATION TECHNOLOGY</b>							0.00
General Journal	01/07/2020	61545	INV INTEREST	FEE \$4.31 INT...	Interest Earned		0.00
Total 500 - INFORMATION TECHNOLOGY						0.00	0.00
<b>675001064 - PHD #1 2019 SERIES</b>							5,003,993.14
General Journal	01/07/2020	61545	INV INTEREST	FEE \$50.00 IN...	Interest Earned		5,003,993.14
General Journal	01/16/2020	WIRE	INVESTMENT ACQ...		Inv Deposit	3,965.28	5,007,958.42
General Journal	02/06/2020	62410	INV INTEREST	FEE \$50.00 IN...	Interest Earned		5,007,958.42
General Journal	02/13/2020	WIRE	INVESTMENT ACQ...		Inv Deposit	12,492.61	5,020,451.03
General Journal	03/12/2020	WIRE	INVESTMENT ACQ...		Inv Deposit	7,280.33	5,027,731.36
General Journal	04/09/2020	WIRE	INVESTMENT ACQ...		Inv Deposit	6,641.28	5,034,372.64
General Journal	05/13/2020	WIRE	INVESTMENT ACQ...		Inv Deposit	5,468.57	5,039,841.21
Total 675001064 - PHD #1 2019 SERIES						35,848.07	5,039,841.21
<b>675002015-HOSPITAL #2</b>							720,000.00
General Journal	01/07/2020	61545	INV INTEREST	FEE \$50.00 IN...	Interest Earned		720,000.00
General Journal	02/06/2020	62410	INV INTEREST	FEE \$50.00 IN...	Interest Earned		720,000.00
Total 675002015-HOSPITAL #2						0.00	720,000.00
<b>685311060-SD#311 DEBT SERVICE</b>							37,899.69
General Journal	01/07/2020	61545	INV INTEREST	FEE \$0.09 INT ...	Interest Earned		37,899.69
General Journal	02/06/2020	62410	INV INTEREST	FEE \$2.78 INT...	Interest Earned		37,899.69
General Journal	02/28/2020	WIRE	INVESTMENT ACQ...		Inv Deposit	1.75	37,901.44
General Journal	03/31/2020	WIRE	INVESTMENT ACQ...		Inv Deposit	52.72	37,954.16
General Journal	04/30/2020	WIRE	INVESTMENT ACQ...		Inv Deposit	48.04	38,002.20
General Journal	05/29/2020	WIRE	INVESTMENT LIQUI...		Inv Withdrawl	-15,633.20	22,369.00
Total 685311060-SD#311 DEBT SERVICE						-15,530.69	22,369.00
<b>675001066-PROJECT FUND 2018</b>							3,785,582.32
General Journal	01/07/2020	61545	INV INTEREST	FEE \$50.00 IN...	Interest Earned		3,785,582.32
General Journal	01/16/2020	WIRE	INVESTMENT LIQUI...		Inv Withdrawl	-2,203,905.16	1,581,677.16
General Journal	02/04/2020	WIRE	INVESTMENT LIQUI...		Inv Withdrawl	-558,105.16	1,023,572.00
General Journal	02/06/2020	62410	INV INTEREST	FEE \$50.00 IN...	Interest Earned		1,023,572.00
General Journal	02/13/2020	WIRE	INVESTMENT ACQ...		Inv Deposit	8,017.07	1,031,589.07
General Journal	02/27/2020	WIRE	INVESTMENT LIQUI...		Inv Withdrawl	-1,031,589.07	0.00
General Journal	03/27/2020	WIRE	INVESTMENT LIQUI...		Inv Withdrawl	-3,827.58	-3,827.58
General Journal	03/30/2020	WIRE	INVESTMENT ACQ...		Inv Deposit	3,827.58	0.00
Total 675001066-PROJECT FUND 2018						-3,785,582.32	0.00
<b>103 - RURAL CO SALES &amp; USE TAX</b>							673,334.18
General Journal	01/07/2020	61545	INV INTEREST	FEE \$50.00 IN...	Interest Earned		673,334.18
General Journal	01/09/2020	WIRE	INVESTMENT ACQ...		Inv Deposit	66,781.95	740,116.13
General Journal	02/06/2020	62410	INV INTEREST	FEE \$50.00 IN...	Interest Earned		740,116.13
General Journal	02/13/2020	WIRE	INVESTMENT ACQ...		Inv Deposit	64,111.12	804,227.25
General Journal	03/20/2020	WIRE	INVESTMENT ACQ...		Inv Deposit	78,571.04	882,798.29
General Journal	03/27/2020	WIRE	INVESTMENT LIQUI...		Inv Withdrawl	-450,000.00	432,798.29
General Journal	04/17/2020	WIRE	INVESTMENT ACQ...		Inv Deposit	61,000.00	493,798.29
General Journal	04/23/2020	WIRE	INVESTMENT LIQUI...		Inv Withdrawl	-16,940.00	476,858.29
General Journal	05/15/2020	WIRE	INVESTMENT ACQ...		Inv Deposit	57,068.86	533,927.15
Total 103 - RURAL CO SALES & USE TAX						-139,407.03	533,927.15
<b>104 - AUDITOR'S O &amp; M</b>							148,438.41
General Journal	01/07/2020	61545	INV INTEREST	FEE \$11.19 IN...	Interest Earned		148,438.41
General Journal	02/06/2020	62410	INV INTEREST	FEE \$10.87 IN...	Interest Earned		148,438.41
Total 104 - AUDITOR'S O & M						0.00	148,438.41
<b>105 - COUNTY ROAD</b>							753,650.46
General Journal	01/07/2020	61545	INV INTEREST	FEE \$50.00 IN...	Interest Earned		753,650.46
General Journal	02/06/2020	62410	INV INTEREST	FEE \$50.00 IN...	Interest Earned		753,650.46
Total 105 - COUNTY ROAD						0.00	753,650.46
<b>106 - PATHS &amp; TRAILS RESERVE</b>							165,000.00
General Journal	01/07/2020	61545	INV INTEREST	FEE \$12.44 IN...	Interest Earned		165,000.00

## Mason County Treasurer's Office

## Account QuickReport

As of May 31, 2020

06/29/20

Accrual Basis

Type	Date	Num	Name	Memo	Split	Amount	Balance
General Journal	02/06/2020	62410	INV INTEREST	FEE \$12.08 IN...	Interest Earned		165,000.00
Total 106 - PATHS & TRAILS RESERVE						0.00	165,000.00
<b>109 - ELECTION EQUIP HOLDING</b>							145,000.00
General Journal	01/07/2020	61545	INV INTEREST	FEE \$10.93 IN...	Interest Earned		145,000.00
General Journal	02/06/2020	62410	INV INTEREST	FEE \$10.62 IN...	Interest Earned		145,000.00
Total 109 - ELECTION EQUIP HOLDING						0.00	145,000.00
<b>118 - ABATEMENT REPAIR &amp; DEMO</b>							278,204.59
General Journal	01/07/2020	61545	INV INTEREST	FEE \$20.96 IN...	Interest Earned		278,204.59
General Journal	02/06/2020	62410	INV INTEREST	FEE \$20.37 IN...	Interest Earned		278,204.59
General Journal	02/13/2020	WIRE	INVESTMENT ACQ...		Inv Deposit	785.17	278,989.76
General Journal	03/20/2020	WIRE	INVESTMENT ACQ...		Inv Deposit	353.20	279,342.96
General Journal	04/06/2020	WIRE	INVESTMENT LIQUI...		Inv Withdrawal	-40.30	279,302.66
General Journal	05/15/2020	WIRE	INVESTMENT ACQ...		Inv Deposit	175.41	279,478.07
Total 118 - ABATEMENT REPAIR & DEMO						1,273.48	279,478.07
<b>120 - REET &amp; PROPERTY TAX ADMIN</b>							71,950.25
General Journal	01/07/2020	61545	INV INTEREST	FEE \$5.81 INT...	Interest Earned		71,950.25
General Journal	01/09/2020	WIRE	INVESTMENT ACQ...		Inv Deposit	370.00	72,320.25
General Journal	02/06/2020	62410	INV INTEREST	FEE \$5.29 INT...	Interest Earned		72,320.25
General Journal	02/27/2020	WIRE	INVESTMENT LIQUI...		Inv Withdrawal	-6,248.00	66,072.25
General Journal	03/20/2020	WIRE	INVESTMENT ACQ...		Inv Deposit	699.18	66,771.43
General Journal	05/15/2020	WIRE	INVESTMENT ACQ...		Inv Deposit	1,846.51	68,617.94
Total 120 - REET & PROPERTY TAX ADMIN						-3,332.31	68,617.94
<b>140 - SHERIFF SPECIAL FUNDS</b>							207,000.00
General Journal	01/07/2020	61545	INV INTEREST	FEE \$15.60 IN...	Interest Earned		207,000.00
General Journal	02/06/2020	62410	INV INTEREST	FEE \$15.16 IN...	Interest Earned		207,000.00
General Journal	03/31/2020	WIRE	INVESTMENT LIQUI...		Inv Withdrawal	-207,000.00	0.00
Total 140 - SHERIFF SPECIAL FUNDS						-207,000.00	0.00
<b>163 - LODGING HOTEL/MOTEL TAX</b>							125,000.00
General Journal	01/07/2020	61545	INV INTEREST	FEE \$9.42 INT...	Interest Earned		125,000.00
General Journal	02/06/2020	62410	INV INTEREST	FEE \$9.15 INT...	Interest Earned		125,000.00
Total 163 - LODGING HOTEL/MOTEL TAX						0.00	125,000.00
<b>164 - MENTAL HEALTH</b>							1,096,820.67
General Journal	01/07/2020	61545	INV INTEREST	FEE \$50.00 IN...	Interest Earned		1,096,820.67
General Journal	01/09/2020	WIRE	INVESTMENT ACQ...		Inv Deposit	60,000.00	1,156,820.67
General Journal	02/06/2020	62410	INV INTEREST	FEE \$50.00 IN...	Interest Earned		1,156,820.67
General Journal	02/13/2020	WIRE	INVESTMENT ACQ...		Inv Deposit	80,000.00	1,236,820.67
General Journal	02/20/2020	WIRE	INVESTMENT LIQUI...		Inv Withdrawal	-5,600.00	1,231,220.67
General Journal	02/21/2020	WIRE	INVESTMENT LIQUI...		Inv Withdrawal	-5,000.00	1,226,220.67
General Journal	02/27/2020	WIRE	INVESTMENT LIQUI...		Inv Withdrawal	-4,495.00	1,221,725.67
General Journal	03/20/2020	WIRE	INVESTMENT ACQ...		Inv Deposit	110,000.00	1,331,725.67
General Journal	04/17/2020	WIRE	INVESTMENT ACQ...		Inv Deposit	49,000.00	1,380,725.67
General Journal	04/27/2020	WIRE	INVESTMENT LIQUI...		Inv Withdrawal	-19,939.57	1,360,786.10
General Journal	05/22/2020	WIRE	INVESTMENT LIQUI...		Inv Withdrawal	-2,293.57	1,358,492.53
General Journal	05/27/2020	WIRE	INVESTMENT LIQUI...		Inv Withdrawal	-2,969.28	1,355,523.25
Total 164 - MENTAL HEALTH						258,702.58	1,355,523.25
<b>180 - TREASURER'S M&amp;O</b>							62,537.04
General Journal	01/07/2020	61545	INV INTEREST	FEE \$4.79 INT...	Interest Earned		62,537.04
General Journal	01/09/2020	WIRE	INVESTMENT ACQ...		Inv Deposit	25,000.00	87,537.04
General Journal	02/06/2020	62410	INV INTEREST	FEE \$5.94 INT...	Interest Earned		87,537.04
General Journal	02/13/2020	WIRE	INVESTMENT ACQ...		Inv Deposit	1,000.00	88,537.04
General Journal	03/20/2020	WIRE	INVESTMENT ACQ...		Inv Deposit	30,000.00	118,537.04
General Journal	04/17/2020	WIRE	INVESTMENT ACQ...		Inv Deposit	70,000.00	188,537.04
General Journal	05/15/2020	WIRE	INVESTMENT ACQ...		Inv Deposit	12,000.00	200,537.04
Total 180 - TREASURER'S M&O						138,000.00	200,537.04
<b>190 - VETERANS ASSISTANCE FUND</b>							43,211.38
General Journal	01/07/2020	61545	INV INTEREST	FEE \$3.55 INT...	Interest Earned		43,211.38
General Journal	01/14/2020	WIRE	INVESTMENT LIQUI...		Inv Withdrawal	-9,065.00	34,146.38
General Journal	02/06/2020	WIRE	INVESTMENT LIQUI...		Inv Withdrawal	-6,102.28	28,044.10
General Journal	02/06/2020	62410	INV INTEREST	FEE \$2.78 INT...	Interest Earned		28,044.10
General Journal	02/27/2020	WIRE	INVESTMENT LIQUI...		Inv Withdrawal	-7,151.00	20,893.10
General Journal	03/20/2020	WIRE	INVESTMENT LIQUI...		Inv Withdrawal	-1,000.00	19,893.10
General Journal	03/31/2020	WIRE	INVESTMENT LIQUI...		Inv Withdrawal	-485.97	19,407.13
General Journal	04/06/2020	WIRE	INVESTMENT LIQUI...		Inv Withdrawal	-1,926.65	17,480.48
General Journal	04/17/2020	WIRE	INVESTMENT ACQ...		Inv Deposit	5,000.00	22,480.48

## Mason County Treasurer's Office

## Account QuickReport

As of May 31, 2020

06/29/20

Accrual Basis

Type	Date	Num	Name	Memo	Split	Amount	Balance
General Journal	05/15/2020	WIRE	INVESTMENT ACQ...		Inv Deposit	48,000.00	70,480.48
Total 190 - VETERANS ASSISTANCE FUND						27,269.10	70,480.48
<b>192 - SKOKOMISH FLOOD ZONE</b>							15,630.06
General Journal	01/07/2020	61545	INV INTEREST	FEE \$1.18 INT...	Interest Earned		15,630.06
General Journal	02/06/2020	62410	INV INTEREST	FEE \$1.14 INT...	Interest Earned		15,630.06
Total 192 - SKOKOMISH FLOOD ZONE						0.00	15,630.06
<b>194 - MASON LAKE LMD#2</b>							111,984.42
General Journal	01/07/2020	61545	INV INTEREST	FEE \$8.53 INT...	Interest Earned		111,984.42
General Journal	01/09/2020	WIRE	INVESTMENT ACQ...		Inv Deposit	27.57	112,011.99
General Journal	02/06/2020	62410	INV INTEREST	FEE \$8.20 INT...	Interest Earned		112,011.99
General Journal	02/13/2020	WIRE	INVESTMENT ACQ...		Inv Deposit	432.27	112,444.26
General Journal	03/20/2020	WIRE	INVESTMENT ACQ...		Inv Deposit	2,475.41	114,919.67
General Journal	04/17/2020	WIRE	INVESTMENT ACQ...		Inv Deposit	2,400.28	117,319.95
General Journal	05/15/2020	WIRE	INVESTMENT ACQ...		Inv Deposit	14,000.00	131,319.95
Total 194 - MASON LAKE LMD#2						19,335.53	131,319.95
<b>199 - ISLAND LAKE LMD#1</b>							29,650.00
General Journal	01/07/2020	61545	INV INTEREST	FEE \$2.23 INT...	Interest Earned		29,650.00
General Journal	02/06/2020	62410	INV INTEREST	FEE \$2.17 INT...	Interest Earned		29,650.00
General Journal	02/13/2020	WIRE	INVESTMENT ACQ...		Inv Deposit	126.72	29,776.72
General Journal	03/20/2020	WIRE	INVESTMENT ACQ...		Inv Deposit	819.95	30,596.67
General Journal	04/02/2020	WIRE	INVESTMENT LIQUI...		Inv Withdrawl	-365.00	30,231.67
General Journal	04/06/2020	WIRE	INVESTMENT LIQUI...		Inv Withdrawl	-65.31	30,166.36
General Journal	04/17/2020	WIRE	INVESTMENT ACQ...		Inv Deposit	445.09	30,611.45
General Journal	05/15/2020	WIRE	INVESTMENT ACQ...		Inv Deposit	3,601.96	34,213.41
Total 199 - ISLAND LAKE LMD#1						4,563.41	34,213.41
<b>215 - MC LTGO BONDS 2013 A/B</b>							83,487.29
General Journal	01/07/2020	61545	INV INTEREST	FEE \$6.29 INT...	Interest Earned		83,487.29
General Journal	02/06/2020	62410	INV INTEREST	FEE \$6.11 INT...	Interest Earned		83,487.29
General Journal	02/13/2020	WIRE	INVESTMENT ACQ...		Inv Deposit	96,770.56	180,257.85
General Journal	03/20/2020	WIRE	INVESTMENT ACQ...		Inv Deposit	177.72	180,435.57
General Journal	04/17/2020	WIRE	INVESTMENT ACQ...		Inv Deposit	188.13	180,623.70
General Journal	05/15/2020	WIRE	INVESTMENT LIQUI...		Inv Withdrawl	-32,453.81	148,169.89
Total 215 - MC LTGO BONDS 2013 A/B						64,682.60	148,169.89
<b>250 - MASON CO LTGO BOND 2008</b>							11,438.25
General Journal	01/07/2020	61545	INV INTEREST	FEE \$.85 INT ...	Interest Earned		11,438.25
General Journal	02/06/2020	62410	INV INTEREST	FEE \$.84 INT ...	Interest Earned		11,438.25
General Journal	02/13/2020	WIRE	INVESTMENT ACQ...		Inv Deposit	276,300.14	287,738.39
General Journal	03/20/2020	WIRE	INVESTMENT ACQ...		Inv Deposit	219.79	287,958.18
General Journal	04/17/2020	WIRE	INVESTMENT ACQ...		Inv Deposit	300.28	288,258.46
General Journal	05/15/2020	WIRE	INVESTMENT LIQUI...		Inv Withdrawl	-32,252.82	256,005.64
Total 250 - MASON CO LTGO BOND 2008						244,567.39	256,005.64
<b>350 - CAP IMPROVEMENTS REET 1</b>							2,131,275.50
General Journal	01/07/2020	61545	INV INTEREST	FEE \$50.00 IN...	Interest Earned		2,131,275.50
General Journal	01/09/2020	WIRE	INVESTMENT ACQ...		Inv Deposit	70,377.30	2,201,652.80
General Journal	01/14/2020	WIRE	INVESTMENT LIQUI...		Inv Withdrawl	-1,456.00	2,200,196.80
General Journal	01/15/2020	WIRE	INVESTMENT LIQUI...		Inv Withdrawl	-306,427.49	1,893,769.31
General Journal	01/16/2020	WIRE	INVESTMENT LIQUI...		Inv Withdrawl	-12,846.63	1,880,922.68
General Journal	01/30/2020	WIRE	INVESTMENT LIQUI...		Inv Withdrawl	-3,942.22	1,876,980.46
General Journal	02/06/2020	62410	INV INTEREST	FEE \$50.00 IN...	Interest Earned		1,876,980.46
General Journal	02/13/2020	WIRE	INVESTMENT ACQ...		Inv Deposit	10,000.00	1,886,980.46
General Journal	03/20/2020	WIRE	INVESTMENT ACQ...		Inv Deposit	47,000.00	1,933,980.46
General Journal	04/17/2020	WIRE	INVESTMENT LIQUI...		Inv Withdrawl	-16,000.00	1,917,980.46
General Journal	04/29/2020	WIRE	INVESTMENT LIQUI...		Inv Withdrawl	-133,500.00	1,784,480.46
Total 350 - CAP IMPROVEMENTS REET 1						-346,795.04	1,784,480.46
<b>351 - CAP IMPROVEMENTS REET 2</b>							2,756,695.60
General Journal	01/07/2020	61545	INV INTEREST	FEE \$50.00 IN...	Interest Earned		2,756,695.60
General Journal	01/09/2020	WIRE	INVESTMENT ACQ...		Inv Deposit	59,847.40	2,816,543.00
General Journal	02/06/2020	62410	INV INTEREST	FEE \$50.00 IN...	Interest Earned		2,816,543.00
General Journal	02/13/2020	WIRE	INVESTMENT ACQ...		Inv Deposit	60,000.00	2,876,543.00
General Journal	03/20/2020	WIRE	INVESTMENT ACQ...		Inv Deposit	95,000.00	2,971,543.00
General Journal	03/27/2020	WIRE	INVESTMENT LIQUI...		Inv Withdrawl	-400,000.00	2,571,543.00
General Journal	04/17/2020	WIRE	INVESTMENT ACQ...		Inv Deposit	95,000.00	2,666,543.00
General Journal	05/15/2020	WIRE	INVESTMENT ACQ...		Inv Deposit	80,000.00	2,746,543.00
Total 351 - CAP IMPROVEMENTS REET 2						-10,152.60	2,746,543.00
<b>402 - MASON COUNTY LANDFILL</b>							144,515.22



## Mason County Treasurer's Office Account QuickReport As of May 31, 2020

Type	Date	Num	Name	Memo	Split	Amount	Balance
General Journal	01/07/2020	61545	INV INTEREST	FEE \$10.89 IN...	Interest Earned		144,515.22
General Journal	02/06/2020	62410	INV INTEREST	FEE \$10.58 IN...	Interest Earned		144,515.22
<b>Total 402 - MASON COUNTY LANDFILL</b>						0.00	144,515.22
<b>403 - WASTEWATER N BAY/CASE INL</b>							580,881.83
General Journal	01/07/2020	61545	INV INTEREST	FEE \$43.78 IN...	Interest Earned		580,881.83
General Journal	02/06/2020	62410	INV INTEREST	FEE \$42.53 IN...	Interest Earned		580,881.83
<b>Total 403 - WASTEWATER N BAY/CASE INL</b>						0.00	580,881.83
<b>411 - RUSTLEWOOD SEWER/WATER</b>							112,144.13
General Journal	01/07/2020	61545	INV INTEREST	FEE \$8.45 INT...	Interest Earned		112,144.13
General Journal	02/06/2020	62410	INV INTEREST	FEE \$8.21 INT...	Interest Earned		112,144.13
General Journal	03/23/2020	WIRE	INVESTMENT LIQUI...		Inv Withdrawl	-2,500.00	109,644.13
<b>Total 411 - RUSTLEWOOD SEWER/WATER</b>						-2,500.00	109,644.13
<b>412 - BEARDS COVE WATER</b>							257,871.10
General Journal	01/07/2020	61545	INV INTEREST	FEE \$19.43 IN...	Interest Earned		257,871.10
General Journal	02/06/2020	62410	INV INTEREST	FEE \$18.88 IN...	Interest Earned		257,871.10
<b>Total 412 - BEARDS COVE WATER</b>						0.00	257,871.10
<b>413 - BELFAIR WW &amp; WTR RECLAMTN</b>							252.94
General Journal	01/07/2020	61545	INV INTEREST	FEE \$.02 INT ...	Interest Earned		252.94
General Journal	02/06/2020	62410	INV INTEREST	FEE \$.02 INT ...	Interest Earned		252.94
<b>Total 413 - BELFAIR WW &amp; WTR RECLAMTN</b>						0.00	252.94
<b>428 - CUM RESERVE LANDFILL</b>							455,861.95
General Journal	01/07/2020	61545	INV INTEREST	FEE 34.36 INT...	Interest Earned		455,861.95
General Journal	02/06/2020	62410	INV INTEREST	FEE \$33.38 IN...	Interest Earned		455,861.95
General Journal	04/17/2020	WIRE	INVESTMENT LIQUI...		Inv Withdrawl	-3,515.57	452,346.38
General Journal	05/15/2020	WIRE	INVESTMENT LIQUI...		Inv Withdrawl	-4,495.27	447,851.11
<b>Total 428 - CUM RESERVE LANDFILL</b>						-8,010.84	447,851.11
<b>429 - RESERVE BEARDS COVE</b>							185,919.41
General Journal	01/07/2020	61545	INV INTEREST	FEE \$14.01 IN...	Interest Earned		185,919.41
General Journal	02/06/2020	62410	INV INTEREST	FEE \$13.61 IN...	Interest Earned		185,919.41
<b>Total 429 - RESERVE BEARDS COVE</b>						0.00	185,919.41
<b>501 - EQUIP RENTAL &amp; REVOLVING</b>							732,752.31
General Journal	01/07/2020	61545	INV INTEREST	FEE \$50.00 IN...	Interest Earned		732,752.31
General Journal	02/06/2020	62410	INV INTEREST	FEE \$50.00 IN...	Interest Earned		732,752.31
<b>Total 501 - EQUIP RENTAL &amp; REVOLVING</b>						0.00	732,752.31
<b>662 - CEMETERY DIST #1</b>							42,000.00
General Journal	01/07/2020	61545	INV INTEREST	FEE \$3.17 INT...	Interest Earned		42,000.00
General Journal	02/06/2020	62410	INV INTEREST	FEE \$3.08 INT...	Interest Earned		42,000.00
<b>Total 662 - CEMETERY DIST #1</b>						0.00	42,000.00
<b>665001010 - FIRE DIST #1 EXP</b>							95,000.00
General Journal	01/07/2020	61545	INV INTEREST	FEE \$7.16 INT...	Interest Earned		95,000.00
General Journal	02/06/2020	62410	INV INTEREST	FEE \$6.96 INT...	Interest Earned		95,000.00
<b>Total 665001010 - FIRE DIST #1 EXP</b>						0.00	95,000.00
<b>665001020 - FIRE DIST #1 RESV</b>							137,267.47
General Journal	01/07/2020	61545	INV INTEREST	FEE \$10.35 IN...	Interest Earned		137,267.47
General Journal	02/06/2020	62410	INV INTEREST	FEE \$10.05 IN...	Interest Earned		137,267.47
<b>Total 665001020 - FIRE DIST #1 RESV</b>						0.00	137,267.47
<b>665001040 - FIRE DIST #1 EMS</b>							63,592.51
General Journal	01/07/2020	61545	INV INTEREST	FEE \$4.79 INT...	Interest Earned		63,592.51
General Journal	02/06/2020	62410	INV INTEREST	FEE \$4.66 INT...	Interest Earned		63,592.51
<b>Total 665001040 - FIRE DIST #1 EMS</b>						0.00	63,592.51
<b>665001060 - FIRE DIST #1 BOND</b>							23.43
General Journal	01/07/2020	61545	INV INTEREST	FEE \$0 INT \$.04	Interest Earned		23.43
General Journal	02/06/2020	62410	INV INTEREST	FEE \$0 INT \$.03	Interest Earned		23.43
<b>Total 665001060 - FIRE DIST #1 BOND</b>						0.00	23.43
<b>665003010 - FIRE DIST #3 EXP</b>							6,526.48
General Journal	01/07/2020	61545	INV INTEREST	FEE \$.49 INT ...	Interest Earned		6,526.48
General Journal	02/06/2020	62410	INV INTEREST	FEE \$.48 INT ...	Interest Earned		6,526.48

9

**Mason County Treasurer's Office**  
**Account QuickReport**  
 As of May 31, 2020

Type	Date	Num	Name	Memo	Split	Amount	Balance
General Journal	03/18/2020	WIRE	INVESTMENT LIQUI...		Inv Withdrawl	-6,526.48	0.00
Total 665003010 - FIRE DIST #3 EXP						-6,526.48	0.00
<b>665003020 - FIRE DIST #3 RESV</b>							17,222.90
General Journal	01/07/2020	61545	INV INTEREST	FEE \$1.30 INT...	Interest Earned	17,222.90	
General Journal	02/06/2020	62410	INV INTEREST	FEE \$1.26 INT...	Interest Earned	17,222.90	
Total 665003020 - FIRE DIST #3 RESV						0.00	17,222.90
<b>665003040 - FIRE DIST #3 EMS</b>							13,787.92
General Journal	01/07/2020	61545	INV INTEREST	FEE \$1.04 INT...	Interest Earned	13,787.92	
General Journal	02/06/2020	62410	INV INTEREST	FEE \$1.01 INT...	Interest Earned	13,787.92	
Total 665003040 - FIRE DIST #3 EMS						0.00	13,787.92
<b>665004020 - FIRE DIST #4 RESV</b>							71,461.92
General Journal	01/07/2020	61545	INV INTEREST	FEE \$5.39 INT...	Interest Earned	71,461.92	
General Journal	02/06/2020	62410	INV INTEREST	FEE \$5.23 INT...	Interest Earned	71,461.92	
Total 665004020 - FIRE DIST #4 RESV						0.00	71,461.92
<b>665006020 - FIRE DIST #6 RESV</b>							125,419.63
General Journal	01/07/2020	61545	INV INTEREST	FEE \$9.45 INT...	Interest Earned	125,419.63	
General Journal	02/06/2020	62410	INV INTEREST	FEE \$9.18 INT...	Interest Earned	125,419.63	
Total 665006020 - FIRE DIST #6 RESV						0.00	125,419.63
<b>665010010 - FIRE DIST #10 EXP</b>							2,750,000.00
General Journal	01/07/2020	61545	INV INTEREST	FEE \$50.00 IN...	Interest Earned	2,750,000.00	
General Journal	02/06/2020	62410	INV INTEREST	FEE \$50.00 IN...	Interest Earned	2,750,000.00	
General Journal	03/12/2020	WIRE	INVESTMENT LIQUI...		Inv Withdrawl	-50,000.00	2,700,000.00
General Journal	04/10/2020	WIRE	INVESTMENT LIQUI...		Inv Withdrawl	-615,000.00	2,085,000.00
Total 665010010 - FIRE DIST #10 EXP						-665,000.00	2,085,000.00
<b>665010030 - FIRE DIST #10 CONST</b>							0.00
General Journal	04/01/2020	WIRE	INVESTMENT ACQ...		Inv Deposit	10,019,450.25	10,019,450.25
Total 665010030 - FIRE DIST #10 CONST						10,019,450.25	10,019,450.25
<b>665011010 - FIRE DIST #11 EXP</b>							296,646.52
General Journal	01/07/2020	61545	INV INTEREST	FEE \$19.84 IN...	Interest Earned	296,646.52	
General Journal	02/06/2020	62410	INV INTEREST	FEE \$21.72 IN...	Interest Earned	296,646.52	
Total 665011010 - FIRE DIST #11 EXP						0.00	296,646.52
<b>665011040 - FIRE DIST #11 EMS</b>							240,610.83
General Journal	01/07/2020	61545	INV INTEREST	FEE \$18.13 IN...	Interest Earned	240,610.83	
General Journal	02/06/2020	62410	INV INTEREST	FEE \$17.62 IN...	Interest Earned	240,610.83	
Total 665011040 - FIRE DIST #11 EMS						0.00	240,610.83
<b>665012010 - FIRE DIST #12 EXP</b>							3,000.00
General Journal	01/07/2020	61545	INV INTEREST	FEE \$.23 INT ...	Interest Earned	3,000.00	
General Journal	02/06/2020	62410	INV INTEREST	FEE \$.22 INT ...	Interest Earned	3,000.00	
Total 665012010 - FIRE DIST #12 EXP						0.00	3,000.00
<b>665012020 - FIRE DIST #12 RESV</b>							18,726.64
General Journal	01/07/2020	61545	INV INTEREST	FEE \$1.41 INT...	Interest Earned	18,726.64	
General Journal	02/06/2020	62410	INV INTEREST	FEE \$1.37 INT...	Interest Earned	18,726.64	
Total 665012020 - FIRE DIST #12 RESV						0.00	18,726.64
<b>665012040 - FIRE DIST #12 EMS</b>							9,765.38
General Journal	01/07/2020	61545	INV INTEREST	FEE \$.74 INT ...	Interest Earned	9,765.38	
General Journal	02/06/2020	62410	INV INTEREST	FEE \$.72 INT ...	Interest Earned	9,765.38	
Total 665012040 - FIRE DIST #12 EMS						0.00	9,765.38
<b>665012060 - FIRE DIST #12 BOND</b>							3,301.67
General Journal	01/07/2020	61545	INV INTEREST	FEE \$.25 INT ...	Interest Earned	3,301.67	
General Journal	02/06/2020	62410	INV INTEREST	FEE \$.24 INT ...	Interest Earned	3,301.67	
Total 665012060 - FIRE DIST #12 BOND						0.00	3,301.67
<b>665013020 - FIRE DIST #13 RESV</b>							2,131.03
General Journal	01/07/2020	61545	INV INTEREST	FEE \$.16 INT ...	Interest Earned	2,131.03	
General Journal	02/06/2020	62410	INV INTEREST	FEE \$.16 INT ...	Interest Earned	2,131.03	
Total 665013020 - FIRE DIST #13 RESV						0.00	2,131.03

Mason County Treasurer's Office

Account QuickReport

As of May 31, 2020

Type	Date	Num	Name	Memo	Split	Amount	Balance	
<b>665016010 - FIRE DIST #16 EXP</b>								
General Journal	01/07/2020	61545	INV INTEREST	FEE \$.40 INT ...	Interest Earned		5,248.67	
General Journal	02/06/2020	62410	INV INTEREST	FEE \$.38 INT ...	Interest Earned		5,248.67	
Total 665016010 - FIRE DIST #16 EXP							0.00	5,248.67
<b>665016020 - FIRE DIST #16 RESV</b>								
General Journal	01/07/2020	61545	INV INTEREST	FEE \$11.84 IN...	Interest Earned		157,059.62	
General Journal	01/29/2020	WIRE	INVESTMENT LIQUI...		Inv Withdrawl	-30,000.00	127,059.62	
General Journal	02/06/2020	62410	INV INTEREST	FEE \$11.29 IN...	Interest Earned		127,059.62	
General Journal	03/13/2020	WIRE	INVESTMENT LIQUI...		Inv Withdrawl	-33,000.00	94,059.62	
General Journal	03/23/2020	WIRE	INVESTMENT ACQ...		Inv Deposit	211,882.46	305,942.08	
Total 665016020 - FIRE DIST #16 RESV							148,882.46	305,942.08
<b>665016040 - FIRE DIST #16 EMS</b>								
General Journal	01/07/2020	61545	INV INTEREST	FEE \$.88 INT ...	Interest Earned		11,700.00	
General Journal	02/06/2020	62410	INV INTEREST	FEE \$.86 INT ...	Interest Earned		11,700.00	
Total 665016040 - FIRE DIST #16 EMS							0.00	11,700.00
<b>665017010 - FIRE DIST #17 EXP</b>								
General Journal	01/07/2020	61545	INV INTEREST	FEE \$2.30 INT...	Interest Earned		30,531.68	
General Journal	02/06/2020	62410	INV INTEREST	FEE \$2.24 INT...	Interest Earned		30,531.68	
Total 665017010 - FIRE DIST #17 EXP							0.00	30,531.68
<b>665017040 - FIRE DIST #17 EMS</b>								
General Journal	01/07/2020	61545	INV INTEREST	FEE \$6.53 INT...	Interest Earned		86,665.44	
General Journal	02/06/2020	62410	INV INTEREST	FEE \$6.35 INT...	Interest Earned		86,665.44	
Total 665017040 - FIRE DIST #17 EMS							0.00	86,665.44
<b>665018010 - FIRE DIST #18 EXP</b>								
General Journal	01/07/2020	61545	INV INTEREST	FEE \$4.33 INT...	Interest Earned		57,511.04	
General Journal	02/06/2020	62410	INV INTEREST	FEE \$4.21 INT...	Interest Earned		57,511.04	
General Journal	03/12/2020	WIRE	INVESTMENT LIQUI...		Inv Withdrawl	-8,000.00	49,511.04	
Total 665018010 - FIRE DIST #18 EXP							-8,000.00	49,511.04
<b>665018020 - FIRE DIST #18 RESV</b>								
General Journal	01/07/2020	61545	INV INTEREST	FEE \$.05 INT ...	Interest Earned		648.53	
General Journal	02/06/2020	62410	INV INTEREST	FEE \$.05 INT ...	Interest Earned		648.53	
Total 665018020 - FIRE DIST #18 RESV							0.00	648.53
<b>665018040 - FIRE DIST #18 EMS</b>								
General Journal	01/07/2020	61545	INV INTEREST	FEE \$3.98 INT...	Interest Earned		52,769.82	
General Journal	02/06/2020	62410	INV INTEREST	FEE \$3.86 INT...	Interest Earned		52,769.82	
Total 665018040 - FIRE DIST #18 EMS							0.00	52,769.82
<b>668 - MC PUBLIC TRANS BENEFIT</b>								
General Journal	01/07/2020	61545	INV INTEREST	FEE \$50.00 IN...	Interest Earned		10,000,000.00	
General Journal	02/06/2020	62410	INV INTEREST	FEE \$50.00 IN...	Interest Earned		10,000,000.00	
General Journal	03/10/2020	WIRE	INVESTMENT LIQUI...		Inv Withdrawl	-1,000,000.00	9,000,000.00	
General Journal	04/14/2020	WIRE	INVESTMENT LIQUI...		Inv Withdrawl	-500,000.00	8,500,000.00	
Total 668 - MC PUBLIC TRANS BENEFIT							-1,500,000.00	8,500,000.00
<b>670000010 - PORT OF ALLYN</b>								
General Journal	01/07/2020	61545	INV INTEREST	FEE \$2.32 INT...	Interest Earned		30,814.73	
General Journal	02/06/2020	62410	INV INTEREST	FEE \$2.26 INT...	Interest Earned		30,814.73	
General Journal	03/05/2020	WIRE	INVESTMENT LIQUI...		Inv Withdrawl	-11,250.00	19,564.73	
Total 670000010 - PORT OF ALLYN							-11,250.00	19,564.73
<b>670005010 - PORT OF ALLYN IN DV</b>								
General Journal	01/07/2020	61545	INV INTEREST	FEE \$2.44 INT...	Interest Earned		32,373.36	
General Journal	02/06/2020	62410	INV INTEREST	FEE \$2.37 INT...	Interest Earned		32,373.36	
General Journal	03/05/2020	WIRE	INVESTMENT LIQUI...		Inv Withdrawl	-11,250.00	21,123.36	
Total 670005010 - PORT OF ALLYN IN DV							-11,250.00	21,123.36
<b>670006010 - PORT OF ALLYN WT SY</b>								
General Journal	01/07/2020	61545	INV INTEREST	FEE \$.17 INT ...	Interest Earned		2,300.00	
General Journal	02/06/2020	62410	INV INTEREST	FEE \$.17 INT ...	Interest Earned		2,300.00	
Total 670006010 - PORT OF ALLYN WT SY							0.00	2,300.00
<b>670010010 - PORT OF DEWATTO</b>								
General Journal	01/07/2020	61545	INV INTEREST	FEE \$15.83 IN...	Interest Earned		210,000.00	
Total 670010010 - PORT OF DEWATTO								210,000.00

## Mason County Treasurer's Office

## Account QuickReport

As of May 31, 2020

06/29/20

Accrual Basis

Type	Date	Num	Name	Memo	Split	Amount	Balance
General Journal	02/06/2020	62410	INV INTEREST	FEE \$15.38 IN...	Interest Earned		210,000.00
General Journal	02/13/2020	WIRE	INVESTMENT LIQUI...		Inv Withdrawl	-20,000.00	190,000.00
General Journal	03/13/2020	WIRE	INVESTMENT LIQUI...		Inv Withdrawl	-20,000.00	170,000.00
Total 670010010 - PORT OF DEWATTO						-40,000.00	170,000.00
<b>670020010 - PORT OF GRAPEVIEW</b>							2,646.22
General Journal	01/07/2020	61545	INV INTEREST	FEE \$.20 INT ...	Interest Earned		2,646.22
General Journal	02/06/2020	62410	INV INTEREST	FEE \$.19 INT ...	Interest Earned		2,646.22
Total 670020010 - PORT OF GRAPEVIEW						0.00	2,646.22
<b>670020030 -PORT OF GRAPEVIEW CC</b>							470.00
General Journal	01/07/2020	61545	INV INTEREST	FEE \$.04 INT ...	Interest Earned		470.00
General Journal	02/06/2020	62410	INV INTEREST	FEE \$.03 INT ...	Interest Earned		470.00
Total 670020030 -PORT OF GRAPEVIEW CC						0.00	470.00
<b>670030010 - PORT OF HOODSPORT</b>							226,952.17
General Journal	01/07/2020	61545	INV INTEREST	FEE \$17.10 IN...	Interest Earned		226,952.17
General Journal	02/06/2020	62410	INV INTEREST	FEE \$16.62 IN...	Interest Earned		226,952.17
Total 670030010 - PORT OF HOODSPORT						0.00	226,952.17
<b>675001010 - MASON GEN HOSPITAL</b>							0.00
General Journal	04/27/2020	WIRE	INVESTMENT ACQ...		Inv Deposit	181,464.83	181,464.83
General Journal	04/27/2020	WIRE	INVESTMENT ACQ...		Inv Deposit	14,471,220.60	14,652,685.43
Total 675001010 - MASON GEN HOSPITAL						14,652,685.43	14,652,685.43
<b>675001015 - PHD#1 ADMIN FUND</b>							57,302,244.39
General Journal	01/07/2020	61545	INV INTEREST	FEE \$50.00 IN...	Interest Earned		57,302,244.39
General Journal	01/16/2020	WIRE	INVESTMENT LIQUI...		Inv Withdrawl	-1,445,701.20	55,856,543.19
General Journal	02/06/2020	62410	INV INTEREST	FEE \$50.00 IN...	Interest Earned		55,856,543.19
General Journal	02/13/2020	WIRE	INVESTMENT ACQ...		Inv Deposit	107,526.19	55,964,069.38
General Journal	02/27/2020	WIRE	INVESTMENT LIQUI...		Inv Withdrawl	-1,371,655.25	54,592,414.13
General Journal	03/12/2020	WIRE	INVESTMENT ACQ...		Inv Deposit	93,404.26	54,685,818.39
General Journal	03/27/2020	WIRE	INVESTMENT LIQUI...		Inv Withdrawl	-2,189,894.91	52,495,923.48
General Journal	04/09/2020	WIRE	INVESTMENT ACQ...		Inv Deposit	555,960.94	53,051,884.42
General Journal	04/21/2020	WIRE	INVESTMENT LIQUI...		Inv Withdrawl	-685,399.10	52,366,485.32
General Journal	04/27/2020	WIRE	INVESTMENT ACQ...		Inv Deposit	1,716,675.99	54,083,161.31
General Journal	04/30/2020	WIRE	INVESTMENT ACQ...		Inv Deposit	134,840.15	54,218,001.46
General Journal	05/13/2020	WIRE	INVESTMENT ACQ...		Inv Deposit	5,995,222.18	60,213,223.64
General Journal	05/28/2020	WIRE	INVESTMENT LIQUI...		Inv Withdrawl	-1,036,724.85	59,176,498.79
Total 675001015 - PHD#1 ADMIN FUND						1,874,254.40	59,176,498.79
<b>675001020 - PHD#1 EMP MED BEN</b>							62,087.28
General Journal	01/07/2020	61545	INV INTEREST	FEE \$4.68 INT...	Interest Earned		62,087.28
General Journal	01/16/2020	WIRE	INVESTMENT ACQ...		Inv Deposit	88.44	62,175.72
General Journal	02/06/2020	62410	INV INTEREST	FEE \$4.55 INT...	Interest Earned		62,175.72
General Journal	02/13/2020	WIRE	INVESTMENT ACQ...		Inv Deposit	88.82	62,264.54
General Journal	03/12/2020	WIRE	INVESTMENT ACQ...		Inv Deposit	86.43	62,350.97
General Journal	04/09/2020	WIRE	INVESTMENT ACQ...		Inv Deposit	78.87	62,429.84
General Journal	05/13/2020	WIRE	INVESTMENT ACQ...		Inv Deposit	65.02	62,494.86
Total 675001020 - PHD#1 EMP MED BEN						407.58	62,494.86
<b>675001035 - MGH FUNDED DEPRC</b>							5,202,765.71
General Journal	01/07/2020	61545	INV INTEREST	FEE \$50.00 IN...	Interest Earned		5,202,765.71
General Journal	01/16/2020	WIRE	INVESTMENT ACQ...		Inv Deposit	7,758.58	5,210,524.29
General Journal	02/06/2020	62410	INV INTEREST	FEE \$50.00 IN...	Interest Earned		5,210,524.29
General Journal	02/13/2020	WIRE	INVESTMENT ACQ...		Inv Deposit	7,787.41	5,218,311.70
General Journal	03/12/2020	WIRE	INVESTMENT ACQ...		Inv Deposit	7,574.26	5,225,885.96
General Journal	04/09/2020	WIRE	INVESTMENT ACQ...		Inv Deposit	6,907.86	5,232,793.82
General Journal	05/13/2020	WIRE	INVESTMENT ACQ...		Inv Deposit	5,686.07	5,238,479.89
Total 675001035 - MGH FUNDED DEPRC						35,714.18	5,238,479.89
<b>685042010 - SD#42 GENERAL</b>							394,819.29
General Journal	01/07/2020	61545	INV INTEREST	FEE \$29.76 IN...	Interest Earned		394,819.29
General Journal	02/06/2020	62410	INV INTEREST	FEE \$28.91 IN...	Interest Earned		394,819.29
Total 685042010 - SD#42 GENERAL						0.00	394,819.29
<b>685042030 - SD#42 CAP PROJ</b>							5,924.67
General Journal	01/07/2020	61545	INV INTEREST	FEE \$.45 INT ...	Interest Earned		5,924.67
General Journal	02/06/2020	62410	INV INTEREST	FEE \$.43 INT ...	Interest Earned		5,924.67
Total 685042030 - SD#42 CAP PROJ						0.00	5,924.67
<b>685042060 - SD#42 DEBT SERVICE</b>							87,166.60

Mason County Treasurer's Office

Account QuickReport

As of May 31, 2020

06/29/20

Accrual Basis

Type	Date	Num	Name	Memo	Split	Amount	Balance
General Journal	01/07/2020	61545	INV INTEREST	FEE \$7.20 INT...	Interest Earned		87,166.60
General Journal	02/06/2020	62410	INV INTEREST	FEE \$6.38 INT...	Interest Earned		87,166.60
Total 685042060 - SD#42 DEBT SERVICE						0.00	87,166.60
<b>685042080 - SD#42 ASB</b>							1,683.69
General Journal	01/07/2020	61545	INV INTEREST	FEE \$.13 INT ...	Interest Earned		1,683.69
General Journal	02/06/2020	62410	INV INTEREST	FEE \$.12 INT ...	Interest Earned		1,683.69
Total 685042080 - SD#42 ASB						0.00	1,683.69
<b>685042090 - SD#42 TRANS VEHICLE</b>							216.95
General Journal	01/07/2020	61545	INV INTEREST	FEE \$.02 INT ...	Interest Earned		216.95
General Journal	02/06/2020	62410	INV INTEREST	FEE \$.02 INT ...	Interest Earned		216.95
Total 685042090 - SD#42 TRANS VEHICLE						0.00	216.95
<b>685054010 - SD#54 GENERAL</b>							509,608.07
General Journal	01/07/2020	61545	INV INTEREST	FEE \$34.03 IN...	Interest Earned		509,608.07
General Journal	01/31/2020	WIRE	INVESTMENT LIQUI...		Inv Withdrawl	-100,000.00	409,608.07
General Journal	02/06/2020	62410	INV INTEREST	FEE \$37.07 IN...	Interest Earned		409,608.07
General Journal	02/28/2020	WIRE	INVESTMENT LIQUI...		Inv Withdrawl	-100,000.00	309,608.07
General Journal	03/31/2020	WIRE	INVESTMENT LIQUI...		Inv Withdrawl	-20,000.00	289,608.07
General Journal	04/30/2020	WIRE	INVESTMENT ACQ...		Inv Deposit	20,000.00	309,608.07
Total 685054010 - SD#54 GENERAL						-200,000.00	309,608.07
<b>685054030 - SD#54 CAP PROJ</b>							169,165.01
General Journal	01/07/2020	61545	INV INTEREST	FEE \$12.75 IN...	Interest Earned		169,165.01
General Journal	02/06/2020	62410	INV INTEREST	FEE \$12.39 IN...	Interest Earned		169,165.01
General Journal	04/30/2020	WIRE	INVESTMENT LIQUI...		Inv Withdrawl	-8,000.00	161,165.01
Total 685054030 - SD#54 CAP PROJ						-8,000.00	161,165.01
<b>685054060 - SD#54 DEBT SERVICE</b>							83,499.00
General Journal	01/07/2020	61545	INV INTEREST	FEE \$6.29 INT...	Interest Earned		83,499.00
General Journal	01/31/2020	WIRE	INVESTMENT ACQ...		Inv Deposit	80,000.00	163,499.00
General Journal	02/06/2020	62410	INV INTEREST	FEE \$6.30 INT...	Interest Earned		163,499.00
General Journal	02/28/2020	WIRE	INVESTMENT ACQ...		Inv Deposit	80,000.00	243,499.00
General Journal	03/24/2020	WIRE	INVESTMENT LIQUI...		Inv Withdrawl	-56,000.00	187,499.00
General Journal	03/31/2020	WIRE	INVESTMENT LIQUI...		Inv Withdrawl	-5,000.00	182,499.00
Total 685054060 - SD#54 DEBT SERVICE						99,000.00	182,499.00
<b>685054080 - SD#54 ASB</b>							7,394.72
General Journal	01/07/2020	61545	INV INTEREST	FEE \$.56 INT ...	Interest Earned		7,394.72
General Journal	02/06/2020	62410	INV INTEREST	FEE \$.54 INT ...	Interest Earned		7,394.72
Total 685054080 - SD#54 ASB						0.00	7,394.72
<b>685054090 - SD#54 TRANS VEHICLE</b>							9,603.80
General Journal	01/07/2020	61545	INV INTEREST	FEE \$.72 INT ...	Interest Earned		9,603.80
General Journal	02/06/2020	62410	INV INTEREST	FEE \$.70 INT ...	Interest Earned		9,603.80
Total 685054090 - SD#54 TRANS VEHICLE						0.00	9,603.80
<b>685309010 - SD#309 GENERAL</b>							215,148.34
General Journal	01/07/2020	61545	INV INTEREST	FEE \$16.22 IN...	Interest Earned		215,148.34
General Journal	01/28/2020	WIRE	INVESTMENT LIQUI...		Inv Withdrawl	-215,148.34	0.00
General Journal	02/06/2020	62410	INV INTEREST	FEE \$13.72 IN...	Interest Earned		0.00
General Journal	02/24/2020	WIRE	INVESTMENT ACQ...		Inv Deposit	150,000.00	150,000.00
General Journal	02/28/2020	WIRE	INVESTMENT LIQUI...		Inv Withdrawl	-150,000.00	0.00
General Journal	04/30/2020	WIRE	INVESTMENT ACQ...		Inv Deposit	2,000,000.00	2,000,000.00
General Journal	05/06/2020	WIRE	INVESTMENT ACQ...		Inv Deposit	347,428.16	2,347,428.16
General Journal	05/29/2020	WIRE	INVESTMENT LIQUI...		Inv Withdrawl	-1,150,000.00	1,197,428.16
Total 685309010 - SD#309 GENERAL						982,279.82	1,197,428.16
<b>685309030 - SD#309 CAP PROJ</b>							3,439,952.53
General Journal	01/07/2020	61545	INV INTEREST	FEE \$50.00 IN...	Interest Earned		3,439,952.53
General Journal	02/05/2020	WIRE	INVESTMENT ACQ...		Inv Deposit	6,223,654.39	9,663,606.92
General Journal	02/06/2020	62410	INV INTEREST	FEE \$50.00 IN...	Interest Earned		9,663,606.92
General Journal	02/24/2020	WIRE	INVESTMENT LIQUI...		Inv Withdrawl	-107,284.22	9,556,322.70
General Journal	02/28/2020	WIRE	INVESTMENT LIQUI...		Inv Withdrawl	-1,619,130.00	7,937,192.70
General Journal	03/31/2020	WIRE	INVESTMENT LIQUI...		Inv Withdrawl	-93,806.71	7,843,385.99
General Journal	04/30/2020	WIRE	INVESTMENT LIQUI...		Inv Withdrawl	-1,877,510.00	5,965,875.99
General Journal	05/06/2020	WIRE	INVESTMENT LIQUI...		Inv Withdrawl	-377,008.52	5,588,867.47
General Journal	05/29/2020	WIRE	INVESTMENT LIQUI...		Inv Withdrawl	-1,220,000.00	4,368,867.47
Total 685309030 - SD#309 CAP PROJ						928,914.94	4,368,867.47
<b>685309050 - SD#309 TR &amp; AGENCY</b>							240,737.43

13

Mason County Treasurer's Office

Account QuickReport

As of May 31, 2020

06/29/20

Accrual Basis

Type	Date	Num	Name	Memo	Split	Amount	Balance
General Journal	01/07/2020	61545	INV INTEREST	FEE \$18.11 IN...	Interest Earned		240,737.43
General Journal	02/06/2020	62410	INV INTEREST	FEE \$17.63 IN...	Interest Earned		240,737.43
General Journal	02/24/2020	WIRE	INVESTMENT LIQUI...		Inv Withdrawl	-500.00	240,237.43
General Journal	02/28/2020	WIRE	INVESTMENT LIQUI...		Inv Withdrawl	-1,000.00	239,237.43
General Journal	04/30/2020	WIRE	INVESTMENT ACQ...		Inv Deposit	827.98	240,065.41
General Journal	05/06/2020	WIRE	INVESTMENT ACQ...		Inv Deposit	249.59	240,315.00
Total 685309050 - SD#309 TR & AGENCY						-422.43	240,315.00
<b>685309060 - SD#309 DEBT SERVICE</b>							253,517.27
General Journal	01/07/2020	61545	INV INTEREST	FEE \$19.11 IN...	Interest Earned		253,517.27
General Journal	02/06/2020	62410	INV INTEREST	FEE \$18.56 IN...	Interest Earned		253,517.27
General Journal	02/24/2020	WIRE	INVESTMENT ACQ...		Inv Deposit	128,108.00	381,625.27
General Journal	02/28/2020	WIRE	INVESTMENT ACQ...		Inv Deposit	23,779.87	405,405.14
General Journal	03/31/2020	WIRE	INVESTMENT ACQ...		Inv Deposit	436,000.00	841,405.14
General Journal	04/30/2020	WIRE	INVESTMENT ACQ...		Inv Deposit	1,818,695.00	2,660,100.14
General Journal	05/06/2020	WIRE	INVESTMENT ACQ...		Inv Deposit	368,019.81	3,028,119.95
Total 685309060 - SD#309 DEBT SERVICE						2,774,602.68	3,028,119.95
<b>685309080 - SD#309 ASB</b>							404,517.24
General Journal	01/07/2020	61545	INV INTEREST	FEE \$30.49 IN...	Interest Earned		404,517.24
General Journal	02/06/2020	62410	INV INTEREST	FEE \$29.62 IN...	Interest Earned		404,517.24
General Journal	05/06/2020	WIRE	INVESTMENT ACQ...		Inv Deposit	12,391.84	416,909.08
Total 685309080 - SD#309 ASB						12,391.84	416,909.08
<b>685309090 -SD#309 TRANS VEHICLE</b>							164,656.85
General Journal	01/07/2020	61545	INV INTEREST	FEE \$12.39 IN...	Interest Earned		164,656.85
General Journal	02/06/2020	62410	INV INTEREST	FEE \$12.06 IN...	Interest Earned		164,656.85
General Journal	02/24/2020	WIRE	INVESTMENT ACQ...		Inv Deposit	474.55	165,131.40
General Journal	03/31/2020	WIRE	INVESTMENT ACQ...		Inv Deposit	229.05	165,360.45
General Journal	04/30/2020	WIRE	INVESTMENT ACQ...		Inv Deposit	208.82	165,569.27
General Journal	05/06/2020	WIRE	INVESTMENT ACQ...		Inv Deposit	172.28	165,741.55
Total 685309090 -SD#309 TRANS VEHICLE						1,084.70	165,741.55
<b>685311010 - SD#311 GENERAL</b>							2,989,130.37
General Journal	01/07/2020	61545	INV INTEREST	FEE \$50.00 IN...	Interest Earned		2,989,130.37
General Journal	01/31/2020	WIRE	INVESTMENT LIQUI...		Inv Withdrawl	-660,782.23	2,328,348.14
General Journal	02/06/2020	62410	INV INTEREST	FEE \$50.00 IN...	Interest Earned		2,328,348.14
General Journal	02/28/2020	WIRE	INVESTMENT LIQUI...		Inv Withdrawl	-29,501.31	2,298,846.83
General Journal	03/31/2020	WIRE	INVESTMENT ACQ...		Inv Deposit	446,823.59	2,745,670.42
General Journal	04/30/2020	WIRE	INVESTMENT ACQ...		Inv Deposit	717,383.38	3,463,053.80
General Journal	05/29/2020	WIRE	INVESTMENT ACQ...		Inv Deposit	845,563.18	4,308,616.98
Total 685311010 - SD#311 GENERAL						1,319,486.61	4,308,616.98
<b>685311030 - SD#311 CAP PROJ</b>							110.65
General Journal	01/07/2020	61545	INV INTEREST	FEE \$.01 INT ...	Interest Earned		110.65
General Journal	01/31/2020	WIRE	INVESTMENT ACQ...		Inv Deposit	0.16	110.81
General Journal	02/06/2020	62410	INV INTEREST	FEE \$.01 INT ...	Interest Earned		110.81
General Journal	02/28/2020	WIRE	INVESTMENT ACQ...		Inv Deposit	0.16	110.97
General Journal	03/31/2020	WIRE	INVESTMENT ACQ...		Inv Deposit	0.15	111.12
General Journal	04/30/2020	WIRE	INVESTMENT ACQ...		Inv Deposit	0.14	111.26
General Journal	05/29/2020	WIRE	INVESTMENT ACQ...		Inv Deposit	0.11	111.37
Total 685311030 - SD#311 CAP PROJ						0.72	111.37
<b>685311080 - SD#311 ASB</b>							25,908.26
General Journal	01/07/2020	61545	INV INTEREST	FEE \$1.71 INT...	Interest Earned		25,908.26
General Journal	01/31/2020	WIRE	INVESTMENT LIQUI...		Inv Withdrawl	-87.96	25,820.30
General Journal	02/06/2020	62410	INV INTEREST	FEE \$1.90 INT...	Interest Earned		25,820.30
General Journal	02/28/2020	WIRE	INVESTMENT LIQUI...		Inv Withdrawl	-7,012.56	18,807.74
General Journal	03/31/2020	WIRE	INVESTMENT LIQUI...		Inv Withdrawl	-1,193.91	17,613.83
General Journal	04/30/2020	WIRE	INVESTMENT ACQ...		Inv Deposit	1,453.41	19,067.24
General Journal	05/29/2020	WIRE	INVESTMENT ACQ...		Inv Deposit	2,598.58	21,665.82
Total 685311080 - SD#311 ASB						-4,242.44	21,665.82
<b>685311090 -SD#311 TRANS VEHICLE</b>							7,378.75
General Journal	01/07/2020	61545	INV INTEREST	FEE \$8.86 INT...	Interest Earned		7,378.75
General Journal	01/31/2020	WIRE	INVESTMENT ACQ...		Inv Deposit	173.15	7,551.90
General Journal	02/06/2020	62410	INV INTEREST	FEE \$.54 INT ...	Interest Earned		7,551.90
General Journal	02/28/2020	WIRE	INVESTMENT ACQ...		Inv Deposit	168.42	7,720.32
General Journal	03/31/2020	WIRE	INVESTMENT ACQ...		Inv Deposit	10.27	7,730.59
General Journal	04/30/2020	WIRE	INVESTMENT ACQ...		Inv Deposit	9.59	7,740.18
General Journal	05/29/2020	WIRE	INVESTMENT ACQ...		Inv Deposit	8.06	7,748.24
Total 685311090 -SD#311 TRANS VEHICLE						369.49	7,748.24

14

## Mason County Treasurer's Office Account QuickReport As of May 31, 2020

Type	Date	Num	Name	Memo	Split	Amount	Balance
<b>685402010 - SD#402 GENERAL</b>							
General Journal	01/07/2020	61545	INV INTEREST	FEE \$50.00 IN...	Interest Earned		2,689,411.17
General Journal	01/31/2020	WIRE	INVESTMENT LIQUI...		Inv Withdrawl	-60,000.00	2,629,411.17
General Journal	02/06/2020	62410	INV INTEREST	FEE \$50.00 IN...	Interest Earned		2,629,411.17
General Journal	02/28/2020	WIRE	INVESTMENT LIQUI...		Inv Withdrawl	-135,000.00	2,494,411.17
Total 685402010 - SD#402 GENERAL						-195,000.00	2,494,411.17
<b>685402030 - SD#402 CAP PROJ</b>							
General Journal	01/07/2020	61545	INV INTEREST	FEE \$.89 INT ...	Interest Earned		11,843.00
General Journal	02/06/2020	62410	INV INTEREST	FEE \$.87 INT ...	Interest Earned		11,843.00
General Journal	02/28/2020	WIRE	INVESTMENT ACQ...		Inv Deposit	480.00	12,323.00
Total 685402030 - SD#402 CAP PROJ						480.00	12,323.00
<b>685402060 - SD#402 DEBT SERVICE</b>							
General Journal	01/07/2020	61545	INV INTEREST	FEE \$9.57 INT...	Interest Earned		133,760.61
General Journal	01/31/2020	WIRE	INVESTMENT ACQ...		Inv Deposit	10,900.00	144,660.61
General Journal	02/06/2020	62410	INV INTEREST	FEE \$9.82 INT...	Interest Earned		144,660.61
General Journal	02/28/2020	WIRE	INVESTMENT ACQ...		Inv Deposit	5,800.00	150,460.61
Total 685402060 - SD#402 DEBT SERVICE						16,700.00	150,460.61
<b>685402080 - SD#402 ASB</b>							
General Journal	01/07/2020	61545	INV INTEREST	FEE \$3.97 INT...	Interest Earned		52,687.12
General Journal	01/31/2020	WIRE	INVESTMENT ACQ...		Inv Deposit	2,000.00	54,687.12
General Journal	02/06/2020	62410	INV INTEREST	FEE \$3.86 INT...	Interest Earned		54,687.12
General Journal	05/29/2020	WIRE	INVESTMENT LIQUI...		Inv Withdrawl	-2,000.00	52,687.12
Total 685402080 - SD#402 ASB						0.00	52,687.12
<b>685402090 -SD#402 TRANS VEHICLE</b>							
General Journal	01/07/2020	61545	INV INTEREST	FEE \$8.86 INT...	Interest Earned		117,751.14
General Journal	01/31/2020	WIRE	INVESTMENT ACQ...		Inv Deposit	170.00	117,921.14
General Journal	02/06/2020	62410	INV INTEREST	FEE \$8.62 INT...	Interest Earned		117,921.14
General Journal	02/28/2020	WIRE	INVESTMENT ACQ...		Inv Deposit	170.00	118,091.14
Total 685402090 -SD#402 TRANS VEHICLE						340.00	118,091.14
<b>685403010 - SD#403 GENERAL</b>							
General Journal	01/07/2020	61545	INV INTEREST	FEE \$44.19 IN...	Interest Earned		850,188.91
General Journal	01/14/2020	WIRE	INVESTMENT LIQUI...		Inv Withdrawl	-311,754.62	538,434.29
General Journal	01/31/2020	WIRE	INVESTMENT LIQUI...		Inv Withdrawl	-130,550.82	407,883.47
General Journal	02/06/2020	62410	INV INTEREST	FEE \$48.69 IN...	Interest Earned		407,883.47
General Journal	02/13/2020	WIRE	INVESTMENT LIQUI...		Inv Withdrawl	-176,788.74	231,094.73
General Journal	02/28/2020	WIRE	INVESTMENT ACQ...		Inv Deposit	231,230.42	462,325.15
General Journal	03/13/2020	WIRE	INVESTMENT LIQUI...		Inv Withdrawl	-15,753.41	446,571.74
General Journal	03/31/2020	WIRE	INVESTMENT ACQ...		Inv Deposit	523,250.93	969,822.67
General Journal	04/15/2020	WIRE	INVESTMENT LIQUI...		Inv Withdrawl	-70,225.27	899,597.40
General Journal	04/30/2020	WIRE	INVESTMENT ACQ...		Inv Deposit	1,324,701.14	2,224,298.54
General Journal	05/15/2020	WIRE	INVESTMENT LIQUI...		Inv Withdrawl	-71,841.63	2,152,456.91
General Journal	05/29/2020	WIRE	INVESTMENT LIQUI...		Inv Withdrawl	-299,965.24	1,852,491.67
Total 685403010 - SD#403 GENERAL						1,002,302.76	1,852,491.67
<b>685403030 - SD#403 CAP PROJ</b>							
General Journal	01/07/2020	61545	INV INTEREST	FEE \$50.00 IN...	Interest Earned		1,635,356.77
General Journal	01/14/2020	WIRE	INVESTMENT ACQ...		Inv Deposit	767.64	1,635,356.77
General Journal	01/31/2020	WIRE	INVESTMENT LIQUI...		Inv Withdrawl	-2,782.24	1,633,342.17
General Journal	02/06/2020	62410	INV INTEREST	FEE \$50.00 IN...	Interest Earned		1,633,342.17
General Journal	02/13/2020	WIRE	INVESTMENT ACQ...		Inv Deposit	297,226.94	1,930,569.11
General Journal	02/28/2020	WIRE	INVESTMENT LIQUI...		Inv Withdrawl	-927.90	1,929,641.21
General Journal	03/13/2020	WIRE	INVESTMENT LIQUI...		Inv Withdrawl	-414.83	1,929,226.38
General Journal	04/15/2020	WIRE	INVESTMENT LIQUI...		Inv Withdrawl	-25,864.24	1,903,362.14
General Journal	04/30/2020	WIRE	INVESTMENT LIQUI...		Inv Withdrawl	-214,190.44	1,689,171.70
General Journal	05/15/2020	WIRE	INVESTMENT ACQ...		Inv Deposit	2,068.83	1,691,240.53
General Journal	05/29/2020	WIRE	INVESTMENT LIQUI...		Inv Withdrawl	-463,287.78	1,227,952.75
Total 685403030 - SD#403 CAP PROJ						-407,404.02	1,227,952.75
<b>685403060 - SD#403 DEBT SERVICE</b>							
General Journal	01/07/2020	61545	INV INTEREST	FEE \$50.00 IN...	Interest Earned		1,639,063.56
General Journal	01/14/2020	WIRE	INVESTMENT LIQUI...		Inv Withdrawl	-559,562.42	1,079,501.14
General Journal	01/31/2020	WIRE	INVESTMENT ACQ...		Inv Deposit	4,520.00	1,084,021.14
General Journal	02/06/2020	62410	INV INTEREST	FEE \$50.00 IN...	Interest Earned		1,084,021.14
General Journal	02/13/2020	WIRE	INVESTMENT ACQ...		Inv Deposit	7,534.66	1,091,555.80
General Journal	02/28/2020	WIRE	INVESTMENT ACQ...		Inv Deposit	2,223.44	1,093,779.24
General Journal	03/13/2020	WIRE	INVESTMENT ACQ...		Inv Deposit	57,718.42	1,151,497.66
General Journal	03/31/2020	WIRE	INVESTMENT ACQ...		Inv Deposit	116,535.14	1,268,032.80
General Journal	04/15/2020	WIRE	INVESTMENT ACQ...		Inv Deposit	52,794.98	1,320,827.78

Mason County Treasurer's Office

Account QuickReport

As of May 31, 2020

06/29/20

Accrual Basis

Type	Date	Num	Name	Memo	Split	Amount	Balance
General Journal	04/30/2020	WIRE	INVESTMENT ACQ...		Inv Deposit	583,465.22	1,904,293.00
General Journal	05/15/2020	WIRE	INVESTMENT ACQ...		Inv Deposit	94,743.20	1,999,036.20
General Journal	05/29/2020	WIRE	INVESTMENT LIQUI...		Inv Withdrawl	-875,234.29	1,123,801.91
Total 685403060 - SD#403 DEBT SERVICE						-515,261.65	1,123,801.91
<b>685403080 - SD#403 ASB</b>							
General Journal	01/07/2020	61545	INV INTEREST	FEE \$32.75 IN...	Interest Earned		437,866.50
General Journal	01/14/2020	WIRE	INVESTMENT LIQUI...		Inv Withdrawl	-5,562.51	432,303.99
General Journal	01/31/2020	WIRE	INVESTMENT LIQUI...		Inv Withdrawl	-10,399.48	421,904.51
General Journal	02/06/2020	62410	INV INTEREST	FEE \$31.80 IN...	Interest Earned		421,904.51
General Journal	02/13/2020	WIRE	INVESTMENT ACQ...		Inv Deposit	12,403.44	434,307.95
General Journal	02/28/2020	WIRE	INVESTMENT LIQUI...		Inv Withdrawl	-9,444.29	424,863.66
General Journal	03/13/2020	WIRE	INVESTMENT ACQ...		Inv Deposit	16,370.38	441,234.04
General Journal	03/31/2020	WIRE	INVESTMENT LIQUI...		Inv Withdrawl	-15,203.09	426,030.95
General Journal	04/15/2020	WIRE	INVESTMENT ACQ...		Inv Deposit	7,325.87	433,356.82
General Journal	04/30/2020	WIRE	INVESTMENT LIQUI...		Inv Withdrawl	-8,246.77	425,110.05
General Journal	05/15/2020	WIRE	INVESTMENT ACQ...		Inv Deposit	6,016.58	431,126.63
General Journal	05/29/2020	WIRE	INVESTMENT LIQUI...		Inv Withdrawl	-2,268.38	428,858.25
Total 685403080 - SD#403 ASB						-9,008.25	428,858.25
<b>685403090 -SD#403 TRANS VEHICLE</b>							
General Journal	01/07/2020	61545	INV INTEREST	FEE \$2.44 INT...	Interest Earned		33,328.21
General Journal	01/14/2020	WIRE	INVESTMENT ACQ...		Inv Deposit	44.03	33,372.24
General Journal	01/31/2020	WIRE	INVESTMENT ACQ...		Inv Deposit	1,000.00	34,372.24
General Journal	02/06/2020	62410	INV INTEREST	FEE \$2.44 INT...	Interest Earned		34,372.24
General Journal	02/13/2020	WIRE	INVESTMENT ACQ...		Inv Deposit	141,667.19	176,039.43
General Journal	03/13/2020	WIRE	INVESTMENT ACQ...		Inv Deposit	46.45	176,085.88
General Journal	04/15/2020	WIRE	INVESTMENT ACQ...		Inv Deposit	148.83	176,234.71
General Journal	05/15/2020	WIRE	INVESTMENT ACQ...		Inv Deposit	183.69	176,418.40
Total 685403090 -SD#403 TRANS VEHICLE						143,090.19	176,418.40
<b>685404010 - SD#404 GENERAL</b>							
General Journal	01/07/2020	61545	INV INTEREST	FEE \$50.00 IN...	Interest Earned		1,818,499.25
General Journal	01/31/2020	WIRE	INVESTMENT LIQUI...		Inv Withdrawl	-211,000.00	1,607,499.25
General Journal	02/06/2020	62410	INV INTEREST	FEE \$50.00 IN...	Interest Earned		1,607,499.25
General Journal	02/24/2020	WIRE	INVESTMENT LIQUI...		Inv Withdrawl	-180,000.00	1,427,499.25
General Journal	02/28/2020	WIRE	INVESTMENT LIQUI...		Inv Withdrawl	-317,000.00	1,110,499.25
General Journal	03/31/2020	WIRE	INVESTMENT ACQ...		Inv Deposit	987,000.00	2,097,499.25
General Journal	04/28/2020	WIRE	INVESTMENT ACQ...		Inv Deposit	290,000.00	2,387,499.25
General Journal	05/29/2020	WIRE	INVESTMENT LIQUI...		Inv Withdrawl	-160,000.00	2,227,499.25
Total 685404010 - SD#404 GENERAL						409,000.00	2,227,499.25
<b>685404030 - SD#404 CAP PROJ</b>							
General Journal	01/07/2020	61545	INV INTEREST	FEE \$50.00 IN...	Interest Earned		659,020.71
General Journal	01/31/2020	WIRE	INVESTMENT LIQUI...		Inv Withdrawl	-196,000.00	463,020.71
General Journal	02/06/2020	62410	INV INTEREST	FEE \$47.79 IN...	Interest Earned		463,020.71
General Journal	02/28/2020	WIRE	INVESTMENT ACQ...		Inv Deposit	121,000.00	584,020.71
General Journal	03/31/2020	WIRE	INVESTMENT ACQ...		Inv Deposit	240,000.00	824,020.71
General Journal	04/28/2020	WIRE	INVESTMENT ACQ...		Inv Deposit	425,000.00	1,249,020.71
General Journal	05/29/2020	WIRE	INVESTMENT ACQ...		Inv Deposit	55,000.00	1,304,020.71
Total 685404030 - SD#404 CAP PROJ						645,000.00	1,304,020.71
<b>685404050 - SD#404 TR &amp; AGENCY</b>							
General Journal	01/07/2020	61545	INV INTEREST	FEE \$5.04 INT...	Interest Earned		65,679.16
General Journal	01/31/2020	WIRE	INVESTMENT LIQUI...		Inv Withdrawl	-1,300.00	64,379.16
General Journal	02/06/2020	62410	INV INTEREST	FEE \$4.81 INT...	Interest Earned		64,379.16
General Journal	02/28/2020	WIRE	INVESTMENT ACQ...		Inv Deposit	1,450.00	65,829.16
General Journal	03/31/2020	WIRE	INVESTMENT LIQUI...		Inv Withdrawl	-50.00	65,779.16
General Journal	04/17/2020	WIRE	INVESTMENT LIQUI...		Inv Withdrawl	-12.00	65,767.16
General Journal	04/28/2020	WIRE	INVESTMENT ACQ...		Inv Deposit	475.00	66,242.16
General Journal	05/29/2020	WIRE	INVESTMENT ACQ...		Inv Deposit	300.00	66,542.16
Total 685404050 - SD#404 TR & AGENCY						863.00	66,542.16
<b>685404060 - SD#404 DEBT SERVICE</b>							
General Journal	01/07/2020	61545	INV INTEREST	FEE \$50.00 IN...	Interest Earned		680,202.39
General Journal	01/31/2020	WIRE	INVESTMENT ACQ...		Inv Deposit	39,700.00	719,902.39
General Journal	02/06/2020	62410	INV INTEREST	FEE \$49.89 IN...	Interest Earned		719,902.39
General Journal	02/28/2020	WIRE	INVESTMENT ACQ...		Inv Deposit	31,000.00	750,902.39
General Journal	03/31/2020	WIRE	INVESTMENT ACQ...		Inv Deposit	93,000.00	843,902.39
General Journal	04/28/2020	WIRE	INVESTMENT ACQ...		Inv Deposit	350,000.00	1,193,902.39
General Journal	05/05/2020	WIRE	INVESTMENT LIQUI...		Inv Withdrawl	-19,700.00	1,174,202.39
Total 685404060 - SD#404 DEBT SERVICE						494,000.00	1,174,202.39

16



Mason County Treasurer's Office

Account QuickReport

As of May 31, 2020

06/29/20

Accrual Basis

Type	Date	Num	Name	Memo	Split	Amount	Balance
<b>685404080 - SD#404 ASB</b>							
General Journal	01/02/2020	WIRE	INVESTMENT LIQUI...		Inv Withdrawl	-1,463.00	24,145.76
General Journal	01/07/2020	61545	INV INTEREST	FEE \$1.82 INT...	Interest Earned		22,682.76
General Journal	01/31/2020	WIRE	INVESTMENT LIQUI...		Inv Withdrawl	-2,900.00	19,782.76
General Journal	02/06/2020	62410	INV INTEREST	FEE \$1.66 INT...	Interest Earned		19,782.76
General Journal	02/28/2020	WIRE	INVESTMENT ACQ...		Inv Deposit	2,300.00	22,082.76
General Journal	03/31/2020	WIRE	INVESTMENT ACQ...		Inv Deposit	500.00	22,582.76
General Journal	04/28/2020	WIRE	INVESTMENT LIQUI...		Inv Withdrawl	-350.00	22,232.76
General Journal	05/29/2020	WIRE	INVESTMENT ACQ...		Inv Deposit	300.00	22,532.76
Total 685404080 - SD#404 ASB						-1,613.00	22,532.76
<b>685404090 -SD#404 TRANS VEHICLE</b>							
General Journal	01/07/2020	61545	INV INTEREST	FEE \$10.04 IN...	Interest Earned		133,210.79
General Journal	01/31/2020	WIRE	INVESTMENT ACQ...		Inv Deposit	360.00	133,570.79
General Journal	02/06/2020	62410	INV INTEREST	FEE \$9.75 INT...	Interest Earned		133,570.79
General Journal	02/28/2020	WIRE	INVESTMENT ACQ...		Inv Deposit	35,200.00	168,770.79
General Journal	03/31/2020	WIRE	INVESTMENT ACQ...		Inv Deposit	200.00	168,970.79
General Journal	04/17/2020	WIRE	INVESTMENT LIQUI...		Inv Withdrawl	-2.00	168,968.79
General Journal	04/28/2020	WIRE	INVESTMENT ACQ...		Inv Deposit	150.00	169,118.79
General Journal	05/29/2020	WIRE	INVESTMENT ACQ...		Inv Deposit	176.00	169,294.79
Total 685404090 -SD#404 TRANS VEHICLE						36,084.00	169,294.79
<b>690001010 - BWD DIST#1 M&amp;O</b>							
General Journal	01/07/2020	61545	INV INTEREST	FEE \$.05 INT ...	Interest Earned		711.57
General Journal	02/06/2020	62410	INV INTEREST	FEE \$.05 INT ...	Interest Earned		711.57
Total 690001010 - BWD DIST#1 M&O						0.00	711.57
<b>690001045 - BWD #1 CAP IMPR FAC</b>							
General Journal	01/07/2020	61545	INV INTEREST	FEE \$.08 INT ...	Interest Earned		1,048.51
General Journal	02/06/2020	62410	INV INTEREST	FEE \$.08 INT ...	Interest Earned		1,048.51
Total 690001045 - BWD #1 CAP IMPR FAC						0.00	1,048.51
<b>690002010 - TEW DIST#2 GENERAL</b>							
General Journal	01/07/2020	61545	INV INTEREST	FEE \$2.07 INT...	Interest Earned		27,481.80
General Journal	02/06/2020	62410	INV INTEREST	FEE \$2.01 INT...	Interest Earned		27,481.80
Total 690002010 - TEW DIST#2 GENERAL						0.00	27,481.80
<b>690002020 - TEW DIST #2 RESV MT</b>							
General Journal	01/07/2020	61545	INV INTEREST	FEE \$2.03 INT...	Interest Earned		26,983.79
General Journal	02/06/2020	62410	INV INTEREST	FEE \$1.98 INT...	Interest Earned		26,983.79
Total 690002020 - TEW DIST #2 RESV MT						0.00	26,983.79
<b>690002065 - TEW DIST #2 WTR REV</b>							
General Journal	01/07/2020	61545	INV INTEREST	FEE \$8.95 INT...	Interest Earned		118,781.64
General Journal	02/06/2020	62410	INV INTEREST	FEE \$8.70 INT...	Interest Earned		118,781.64
Total 690002065 - TEW DIST #2 WTR REV						0.00	118,781.64
<b>690002130 -TEW DIST #2 ASMT REV</b>							
General Journal	01/07/2020	61545	INV INTEREST	FEE \$.64 INT ...	Interest Earned		8,533.18
General Journal	02/06/2020	62410	INV INTEREST	FEE \$.63 INT ...	Interest Earned		8,533.18
Total 690002130 -TEW DIST #2 ASMT REV						0.00	8,533.18
<b>690003020 - MLWD#3 CAP IMP RESV</b>							
General Journal	01/07/2020	61545	INV INTEREST	FEE \$7.78 INT...	Interest Earned		103,214.80
General Journal	02/06/2020	62410	INV INTEREST	FEE \$7.56 INT...	Interest Earned		103,214.80
General Journal	03/12/2020	WIRE	INVESTMENT ACQ...		Inv Deposit	3,400.00	106,614.80
General Journal	04/20/2020	WIRE	INVESTMENT ACQ...		Inv Deposit	1,900.00	108,514.80
Total 690003020 - MLWD#3 CAP IMP RESV						5,300.00	108,514.80
<b>690005010 -HARSTENE PT WTR/SWR</b>							
General Journal	01/07/2020	61545	INV INTEREST	FEE \$3.77 INT...	Interest Earned		50,000.00
General Journal	02/06/2020	62410	INV INTEREST	FEE \$3.66 INT...	Interest Earned		50,000.00
Total 690005010 -HARSTENE PT WTR/SWR						0.00	50,000.00
<b>690005020 -HARSTENE PT W/S RESV</b>							
General Journal	01/07/2020	61545	INV INTEREST	FEE \$24.29 IN...	Interest Earned		322,521.38
General Journal	01/08/2020	WIRE	INVESTMENT ACQ...		Inv Deposit	415.21	322,936.59
General Journal	02/06/2020	62410	INV INTEREST	FEE \$23.64 IN...	Interest Earned		322,936.59
General Journal	02/12/2020	WIRE	INVESTMENT ACQ...		Inv Deposit	461.51	323,398.10
General Journal	03/10/2020	WIRE	INVESTMENT ACQ...		Inv Deposit	449.10	323,847.20
General Journal	04/14/2020	WIRE	INVESTMENT ACQ...		Inv Deposit	409.68	324,256.88

17

Mason County Treasurer's Office

Account QuickReport

As of May 31, 2020

Type	Date	Num	Name	Memo	Split	Amount	Balance
General Journal	05/13/2020	WIRE	INVESTMENT ACQ...		Inv Deposit	337.72	324,594.60
Total 690005020 -HARSTENE PT W/S RESV						2,073.22	324,594.60
<b>690005030 -HARSTENE PT W/S ECOL</b>							40,157.58
General Journal	01/07/2020	61545	INV INTEREST	FEE \$3.02 INT...	Interest Earned		40,157.58
General Journal	01/08/2020	WIRE	INVESTMENT ACQ...		Inv Deposit	57.27	40,214.85
General Journal	02/06/2020	62410	INV INTEREST	FEE \$2.94 INT...	Interest Earned		40,214.85
General Journal	02/12/2020	WIRE	INVESTMENT ACQ...		Inv Deposit	57.46	40,272.31
General Journal	03/10/2020	WIRE	INVESTMENT ACQ...		Inv Deposit	55.93	40,328.24
General Journal	04/14/2020	WIRE	INVESTMENT ACQ...		Inv Deposit	51.01	40,379.25
General Journal	05/13/2020	WIRE	INVESTMENT ACQ...		Inv Deposit	42.06	40,421.31
Total 690005030 -HARSTENE PT W/S ECOL						263.73	40,421.31
<b>690005050-HARTSTENE DWSFR LOAN</b>							21,991.97
General Journal	01/07/2020	61545	INV INTEREST	FEE \$1.39 INT...	Interest Earned		21,991.97
General Journal	01/08/2020	WIRE	INVESTMENT ACQ...		Inv Deposit	6,732.38	28,724.35
General Journal	02/06/2020	62410	INV INTEREST	FEE \$1.99 INT...	Interest Earned		28,724.35
General Journal	02/12/2020	WIRE	INVESTMENT ACQ...		Inv Deposit	6,741.31	35,465.66
General Journal	03/10/2020	WIRE	INVESTMENT ACQ...		Inv Deposit	6,752.84	42,218.50
General Journal	04/14/2020	WIRE	INVESTMENT ACQ...		Inv Deposit	6,756.71	48,975.21
General Journal	05/13/2020	WIRE	INVESTMENT ACQ...		Inv Deposit	6,757.00	55,732.21
Total 690005050-HARTSTENE DWSFR LOAN						33,740.24	55,732.21
<b>690005070-HARTSTENE WATER BOND</b>							29,588.74
General Journal	01/07/2020	61545	INV INTEREST	FEE \$2.22 INT...	Interest Earned		29,588.74
General Journal	01/08/2020	WIRE	INVESTMENT ACQ...		Inv Deposit	369.29	29,958.03
General Journal	02/06/2020	62410	INV INTEREST	FEE \$2.19 INT...	Interest Earned		29,958.03
General Journal	02/12/2020	WIRE	INVESTMENT ACQ...		Inv Deposit	369.84	30,327.87
General Journal	03/10/2020	WIRE	INVESTMENT ACQ...		Inv Deposit	369.31	30,697.18
General Journal	04/14/2020	WIRE	INVESTMENT ACQ...		Inv Deposit	366.02	31,063.20
General Journal	05/13/2020	WIRE	INVESTMENT ACQ...		Inv Deposit	359.66	31,422.86
Total 690005070-HARTSTENE WATER BOND						1,834.12	31,422.86
<b>800000010 - TDC - STATE POOL</b>							36,449,657.39
General Journal	01/02/2020	WIRE	INVESTMENT ACQ...		Inv Deposit	2,500,000.00	38,949,657.39
General Journal	01/06/2020	WIRE	INVESTMENT LIQUI...		Inv Withdrawl	-4,500,000.00	34,449,657.39
General Journal	01/07/2020	WIRE	INVESTMENT LIQUI...		Inv Withdrawl	-1,824,986.90	32,624,670.49
General Journal	01/07/2020	61545	INV INTEREST	FEE \$0 INT \$5...	Interest Earned		32,624,670.49
General Journal	01/08/2020	WIRE	INVESTMENT LIQUI...		Inv Withdrawl	-7,574.15	32,617,096.34
General Journal	01/09/2020	WIRE	INVESTMENT LIQUI...		Inv Withdrawl	-282,404.22	32,334,692.12
General Journal	01/10/2020	WIRE	INVESTMENT LIQUI...		Inv Withdrawl	-1,250,000.00	31,084,692.12
General Journal	01/14/2020	WIRE	INVESTMENT LIQUI...		Inv Withdrawl	-250,000.00	30,834,692.12
General Journal	01/15/2020	WIRE	INVESTMENT ACQ...		Inv Deposit	1,860,000.00	32,694,692.12
General Journal	01/16/2020	WIRE	INVESTMENT ACQ...		Inv Deposit	3,650,640.69	36,345,332.81
General Journal	01/22/2020	WIRE	INVESTMENT LIQUI...		Inv Withdrawl	-713,057.31	35,632,275.50
General Journal	01/23/2020	WIRE	INVESTMENT LIQUI...		Inv Withdrawl	-4,000,000.00	31,632,275.50
General Journal	01/28/2020	WIRE	INVESTMENT ACQ...		Inv Deposit	215,148.34	31,847,423.84
General Journal	01/29/2020	WIRE	INVESTMENT ACQ...		Inv Deposit	30,000.00	31,877,423.84
General Journal	01/30/2020	WIRE	INVESTMENT ACQ...		Inv Deposit	3,942.22	31,881,366.06
General Journal	02/03/2020	WIRE	INVESTMENT ACQ...		Inv Deposit	9,500,000.00	41,381,366.06
General Journal	02/04/2020	WIRE	INVESTMENT ACQ...		Inv Deposit	6,558,105.16	47,939,471.22
General Journal	02/05/2020	WIRE	INVESTMENT LIQUI...		Inv Withdrawl	-7,000,000.00	40,939,471.22
General Journal	02/06/2020	WIRE	INVESTMENT LIQUI...		Inv Withdrawl	-6,700,000.00	34,239,471.22
General Journal	02/06/2020	62410	INV INTEREST	FEE \$0 INT \$4...	Interest Earned		34,239,471.22
General Journal	02/07/2020	WIRE	INVESTMENT LIQUI...		Inv Withdrawl	-1,606,000.00	32,633,471.22
General Journal	02/11/2020	WIRE	INVESTMENT LIQUI...		Inv Withdrawl	-1,500,000.00	31,133,471.22
General Journal	02/12/2020	WIRE	INVESTMENT LIQUI...		Inv Withdrawl	-7,630.12	31,125,841.10
General Journal	02/13/2020	WIRE	INVESTMENT LIQUI...		Inv Withdrawl	-988,481.57	30,137,359.53
General Journal	02/14/2020	WIRE	INVESTMENT LIQUI...		Inv Withdrawl	-600,000.00	29,537,359.53
General Journal	02/18/2020	WIRE	INVESTMENT ACQ...		Inv Deposit	800,000.00	30,337,359.53
General Journal	02/20/2020	WIRE	INVESTMENT ACQ...		Inv Deposit	5,600.00	30,342,959.53
General Journal	02/21/2020	WIRE	INVESTMENT LIQUI...		Inv Withdrawl	-1,147,000.00	29,195,959.53
General Journal	02/24/2020	WIRE	INVESTMENT LIQUI...		Inv Withdrawl	-500,000.00	28,695,959.53
General Journal	02/27/2020	WIRE	INVESTMENT ACQ...		Inv Deposit	2,421,138.32	31,117,097.85
General Journal	02/28/2020	WIRE	INVESTMENT ACQ...		Inv Deposit	9,000,000.00	40,117,097.85
General Journal	03/02/2020	WIRE	INVESTMENT ACQ...		Inv Deposit	2,280,000.00	42,397,097.85
General Journal	03/04/2020	WIRE	INVESTMENT LIQUI...		Inv Withdrawl	-4,300,000.00	38,097,097.85
General Journal	03/05/2020	WIRE	INVESTMENT LIQUI...		Inv Withdrawl	-4,375,000.00	33,722,097.85
General Journal	03/06/2020	WIRE	INVESTMENT LIQUI...		Inv Withdrawl	-2,650,000.00	31,072,097.85
General Journal	03/10/2020	WIRE	INVESTMENT ACQ...		Inv Deposit	1,252,374.08	32,324,471.93
General Journal	03/11/2020	WIRE	INVESTMENT ACQ...		Inv Deposit	875,000.00	33,199,471.93
General Journal	03/12/2020	WIRE	INVESTMENT ACQ...		Inv Deposit	215,000.00	33,414,471.93
General Journal	03/13/2020	WIRE	INVESTMENT ACQ...		Inv Deposit	416,000.00	33,830,471.93
General Journal	03/16/2020	WIRE	INVESTMENT ACQ...		Inv Deposit	1,200,000.00	35,030,471.93
General Journal	03/18/2020	WIRE	INVESTMENT LIQUI...		Inv Withdrawl	-2,300,000.00	32,730,471.93

18

Mason County Treasurer's Office

Account QuickReport

As of May 31, 2020

06/29/20

Accrual Basis

Type	Date	Num	Name	Memo	Split	Amount	Balance
General Journal	03/20/2020	WIRE	INVESTMENT ACQ...		Inv Deposit	990,000.00	33,720,471.93
General Journal	03/23/2020	WIRE	INVESTMENT LIQUI...		Inv Withdrawl	-209,382.46	33,511,089.47
General Journal	03/24/2020	WIRE	INVESTMENT ACQ...		Inv Deposit	855,000.00	34,366,089.47
General Journal	03/25/2020	WIRE	INVESTMENT ACQ...		Inv Deposit	764,187.53	35,130,277.00
General Journal	03/27/2020	WIRE	INVESTMENT ACQ...		Inv Deposit	3,712,885.90	38,843,162.90
General Journal	03/30/2020	WIRE	INVESTMENT LIQUI...		Inv Withdrawl	-3,827.58	38,839,335.32
General Journal	03/31/2020	WIRE	INVESTMENT ACQ...		Inv Deposit	7,000,000.00	45,839,335.32
General Journal	04/01/2020	WIRE	INVESTMENT LIQUI...		Inv Withdrawl	-2,000,000.00	43,839,335.32
General Journal	04/02/2020	WIRE	INVESTMENT ACQ...		Inv Deposit	365.00	43,839,700.32
General Journal	04/06/2020	WIRE	INVESTMENT LIQUI...		Inv Withdrawl	-4,500,000.00	39,339,700.32
General Journal	04/07/2020	WIRE	INVESTMENT LIQUI...		Inv Withdrawl	-1,200,000.00	38,139,700.32
General Journal	04/08/2020	WIRE	INVESTMENT LIQUI...		Inv Withdrawl	-1,023,000.00	37,116,700.32
General Journal	04/09/2020	WIRE	INVESTMENT ACQ...		Inv Deposit	1,680,000.00	38,796,700.32
General Journal	04/10/2020	WIRE	INVESTMENT LIQUI...		Inv Withdrawl	-500,000.00	38,296,700.32
General Journal	04/14/2020	WIRE	INVESTMENT ACQ...		Inv Deposit	2,500,000.00	40,796,700.32
General Journal	04/15/2020	WIRE	INVESTMENT ACQ...		Inv Deposit	35,819.83	40,832,520.15
General Journal	04/17/2020	WIRE	INVESTMENT ACQ...		Inv Deposit	9,000,000.00	49,832,520.15
General Journal	04/20/2020	WIRE	INVESTMENT ACQ...		Inv Deposit	3,000,000.00	52,832,520.15
General Journal	04/21/2020	WIRE	INVESTMENT ACQ...		Inv Deposit	685,399.10	53,517,919.25
General Journal	04/23/2020	WIRE	INVESTMENT ACQ...		Inv Deposit	15,000,000.00	68,517,919.25
General Journal	04/27/2020	WIRE	INVESTMENT LIQUI...		Inv Withdrawl	-10,000,000.00	58,517,919.25
General Journal	04/28/2020	WIRE	INVESTMENT LIQUI...		Inv Withdrawl	-1,065,275.00	57,452,644.25
General Journal	04/29/2020	WIRE	INVESTMENT ACQ...		Inv Deposit	2,000,000.00	59,452,644.25
General Journal	04/30/2020	WIRE	INVESTMENT ACQ...		Inv Deposit	5,000,000.00	64,452,644.25
General Journal	05/05/2020	WIRE	INVESTMENT LIQUI...		Inv Withdrawl	-1,000,000.00	63,452,644.25
General Journal	05/06/2020	WIRE	INVESTMENT LIQUI...		Inv Withdrawl	-351,253.16	63,101,391.09
General Journal	05/07/2020	WIRE	INVESTMENT LIQUI...		Inv Withdrawl	-6,000,000.00	57,101,391.09
General Journal	05/11/2020	WIRE	INVESTMENT ACQ...		Inv Deposit	6,000,000.00	63,101,391.09
General Journal	05/13/2020	WIRE	INVESTMENT LIQUI...		Inv Withdrawl	-2,213,000.00	60,888,391.09
General Journal	05/15/2020	WIRE	INVESTMENT LIQUI...		Inv Withdrawl	-184,503.23	60,703,887.86
General Journal	05/19/2020	WIRE	INVESTMENT LIQUI...		Inv Withdrawl	-9,200,000.00	51,503,887.86
General Journal	05/22/2020	WIRE	INVESTMENT ACQ...		Inv Deposit	2,293.57	51,506,181.43
General Journal	05/27/2020	WIRE	INVESTMENT ACQ...		Inv Deposit	2,969.28	51,509,150.71
General Journal	05/28/2020	WIRE	INVESTMENT ACQ...		Inv Deposit	1,036,724.85	52,545,875.56
General Journal	05/29/2020	WIRE	INVESTMENT LIQUI...		Inv Withdrawl	-2,000,000.00	50,545,875.56
Total 800000010 - TDC - STATE POOL						14,096,218.17	50,545,875.56
<b>800000030 - TDC - AGENCY BONDS</b>							8,155,564.52
General Journal	01/03/2020	WIRE	INVESTMENT LIQUI...	WELLS FARG...	Inv Called	-250,000.00	7,905,564.52
General Journal	01/13/2020	WIRE	INVESTMENT ACQ...	FHLMC CUSI...	Inv Purchased	250,000.00	8,155,564.52
General Journal	01/13/2020	WIRE	INVESTMENT ACQ...	FHLMC CUSI...	Inv Purchased	250,000.00	8,405,564.52
General Journal	01/14/2020	WIRE	INVESTMENT LIQUI...	FNMA CUSIP ...	Inv Called	-249,857.25	8,155,707.27
General Journal	01/17/2020	WIRE	INVESTMENT ACQ...	WELLS FARG...	Inv Purchased	250,000.00	8,405,707.27
General Journal	01/24/2020	WIRE	INVESTMENT LIQUI...	FFCB CUSIP ...	Inv Matured	-249,961.25	8,155,746.02
General Journal	01/29/2020	WIRE	INVESTMENT LIQUI...	FHLB CUSIP ...	Inv Called	-489,992.65	7,665,753.37
General Journal	02/05/2020	WIRE	INVESTMENT LIQUI...	FFCB CUSIP ...	Inv Called	-296,269.50	7,369,483.87
General Journal	02/26/2020	WIRE	INVESTMENT LIQUI...	FHLB CUSIP ...	Inv Called	-249,997.50	7,119,486.37
General Journal	02/26/2020	WIRE	INVESTMENT LIQUI...	FHLB CUSIP ...	Inv Matured	-499,632.00	6,619,854.37
General Journal	03/02/2020	WIRE	INVESTMENT ACQ...	WASHGR CU...	Inv Purchased	512,748.90	7,132,603.27
General Journal	03/05/2020	WIRE	INVESTMENT ACQ...	FFCB CUSIP ...	Inv Purchased	300,000.00	7,432,603.27
General Journal	03/10/2020	WIRE	INVESTMENT LIQUI...	FFCB CUSIP ...	Inv Called	-500,718.00	6,931,885.27
General Journal	03/10/2020	WIRE	INVESTMENT LIQUI...	FHLB CUSIP ...	Inv Called	-250,000.00	6,681,885.27
General Journal	03/13/2020	WIRE	INVESTMENT LIQUI...	FHLB CUSIP ...	Inv Called	-499,997.50	6,181,887.77
General Journal	03/18/2020	WIRE	INVESTMENT LIQUI...	FFCB CUSIP ...	Inv Called	-536,001.87	5,645,885.90
General Journal	03/20/2020	WIRE	INVESTMENT LIQUI...	FNMA CUSIP ...	Inv Called	-300,000.00	5,345,885.90
General Journal	03/31/2020	WIRE	INVESTMENT LIQUI...	FHLM CUSIP ...	Inv Called	-250,000.00	5,095,885.90
General Journal	04/28/2020	WIRE	INVESTMENT LIQUI...	FHLB CUSIP ...	Inv Matured	-498,056.00	4,597,829.90
General Journal	05/28/2020	WIRE	INVESTMENT LIQUI...	FHLMC CUSI...	Inv Called	-249,875.00	4,347,954.90
Total 800000030 - TDC - AGENCY BONDS						-3,807,609.62	4,347,954.90
Total STATE POOL INVESTMENT LEDGER						38,631,229.32	202,278,875.86
<b>TOTAL</b>						<b>38,631,229.32</b>	<b>202,278,875.86</b>

**Investment Statement Balance Sheet**

**Date: 5/31/2020**

<b>BYN MELLON Custodian Statement Investments Held</b>	<b>Treasurer's Cash Sheet Custodial Investments</b>	<b>Difference</b>	
\$ 4,347,954.90	\$ 4,347,954.90	\$ -	
		<b>Difference:</b>	<b>Investment</b>

**Balanced by: HB**



BNY MELLON

S 008960 XBNE602 006662

May 31, 2020



RECEIVED

JUN 09 2020

TREASURER  
MASON COUNTY

0008960 02 SP 0.560 02 TR 00022 XBNE602 000000  
MASON COUNTY TREASURER  
NANCY MOORE  
411 N 5TH STREET SUITE 1  
SHELTON, WA 98584-3400

Envelope Contents

Account Information

MASON COUNTY TREASURER  
232530

Number  
of Pages

8

Starting Page  
Number

1 of 8

Account Information

Number  
of Pages

Starting Page  
Number

12



**BNY MELLON**

The Bank of New York Mellon Trust Company, N.A.

**MASON COUNTY TREASURER**  
**NANCY MOORE**  
 411 N 5TH STREET SUITE 1  
 SHELTON, WA 98584-3400

**Account Statement**

Statement Period 05/01/2020 Through 05/31/2020

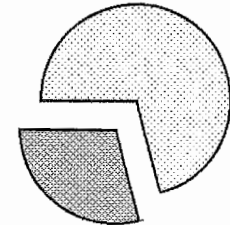
Account 232530 Base Currency = USD  
 MASON COUNTY TREASURER

**CLIENT SERVICE MANAGER:**  
 JACKSONVILLE, FL 32256

Go Paperless.  
 Securely access your accounts online to view your statements. Ask your BNY Mellon contact how we can help you access your account balances and activity in real time, receive your reports, enter your own transactions or submit an audit confirmation online. Also be sure to ask how NEXEN(SM) Gateway, our new cloud-based ecosystem, can help you.

Visit us at [www.bnymellon.com](http://www.bnymellon.com)

**Account Overview**



Percent of all Investments	Asset Classification	Market Value
72%	FIXED INCOME	3,173,074.20
28%	CASH AND SHORT TERM	1,294,621.49
<b>100%</b>	<b>TOTAL OF ALL INVESTMENTS</b>	<b>4,467,695.69</b>

**Summary of Assets Held by Asset Classification**

Asset Classification	Market Value	Cost	Accrued Income	Estimated Annual Income	Market Yield
FIXED INCOME	3,173,074.20	3,095,267.40	14,924.35	58,776.50	1.85 %
CASH AND SHORT TERM	1,294,621.49	1,252,687.50	4,121.58	26,875.00	2.08 %
<b>ACCOUNT TOTALS</b>	<b>4,467,695.69</b>	<b>4,347,954.90</b>	<b>19,045.93</b>	<b>85,651.50</b>	<b>1.92 %</b>

**Summary of Cash Transactions by Transaction Category**

Transaction Category	Current Period		Year-to-Date	
	Income	Principal	Realized Gains/Losses	Principal
<b>OPENING BALANCE</b>	<b>18,489.44 -</b>	<b>18,489.44</b>		<b>18,489.44</b>
INTEREST	5,913.95	0.00	0.00	0.00
SALES AND REDEMPTIONS	0.00	250,000.00	125.00	5,388,000.00
OTHER CASH ADDITIONS	0.00	2,187.50	0.00	1,600,088.50



**BNY MELLON**

The Bank of New York Mellon Trust Company, N.A.

Statement Period 05/01/2020 Through 05/31/2020  
Account 232530 Base Currency = USD  
MASON COUNTY TREASURER

### Summary of Cash Transactions by Transaction Category - Continued

Transaction Category	Current Period			Year-to-Date		
	Income	Principal	Realized Gains/Losses	Income	Principal	Principal
OTHER CASH DISBURSEMENTS PURCHASES	5,913.95 - 0.00	252,187.50 - 0.00	0.00 0.00	64,764.86 - 0.00	5,425,339.60 - 1,562,748.90 -	
<b>CLOSING BALANCE</b>	<b>18,489.44 -</b>	<b>18,489.44</b>	<b>125.00</b>	<b>18,489.44 -</b>	<b>18,489.44</b>	

The above cash transactions summary is provided for information purposes only and may not reflect actual taxable income or deductible expenses as reportable under the Internal Revenue Code.



Statement Period 05/01/2020 Through 05/31/2020  
Account 232530 Base Currency = USD  
MASON COUNTY TREASURER



### Statement of Assets Held by Asset Classification

Shares/Par Value	Asset Description	Market Price	Market Value	Cost	Average Cost	Accrued Income	Estimated Income	Market Yield
255,000.000	FEDERAL HOME LOAN MORTGAGE CORP CUSIP: 3134G46F0 Maturity Date: 12/11/2020 Rate: 1.750% MOODY'S Aaa S&P AA+	100.78400	256,999.20 ✓	249,851.30 ✓	97.98090	2,094.90	4,462.50	1.74%
300,000.000	FEDERAL HOME LOAN MORTGAGE CORP CUSIP: 3137EAE19 Maturity Date: 02/16/2021 Rate: 2.375% MOODY'S Aaa S&P AA+	101.54500	304,635.00 ✓	297,338.70 ✓	99.11290	2,058.33	7,125.00	2.34%
500,000.000	FEDERAL NATIONAL MORTGAGE ASSOCIATION CUSIP: 3135G0T45 Maturity Date: 04/05/2022 Rate: 1.875% MOODY'S Aaa S&P AA+	103.11500	515,575.00 ✓	486,137.00 ✓	97.22740	1,432.29	9,375.00	1.82%
510,000.000	WASHINGTON HIGHER EDUCATION FACILITIES AUTHORITY CUSIP: 9397812X7 Maturity Date: 10/01/2022 Rate: 2.015% S&P A-	100.17000	510,867.00 ✓	512,748.90 ✓	100.53900	2,512.03	10,276.50	2.01%
250,000.000	FEDERAL FARM CREDIT BANKS FUNDING CORP CUSIP: 3133EK2J9 Maturity Date: 10/21/2022 Rate: 1.740% MOODY'S Aaa S&P AA+	100.34400	250,860.00 ✓	250,000.00 ✓	100.00000	471.25	4,350.00	1.73%
250,000.000	FEDERAL HOME LOAN MORTGAGE CORP CUSIP: 3134GUV31 Maturity Date: 01/13/2023 Rate: 1.650% MOODY'S Aaa S&P AA+	100.80300	252,007.50 ✓	250,000.00 ✓	100.00000	1,569.79	4,125.00	1.64%
250,000.000	FEDERAL HOME LOAN MORTGAGE CORP CUSIP: 3134GUV56 Maturity Date: 07/13/2023 Rate: 1.700% MOODY'S Aaa S&P AA+	100.14300	250,357.50 ✓	250,000.00 ✓	100.00000	1,617.36	4,250.00	1.70%
250,000.000	FEDERAL HOME LOAN BANKS CUSIP: 3130AFW94 Maturity Date: 02/13/2024 Rate: 2.500% MOODY'S Aaa S&P AA+	107.77200	269,430.00 ✓	249,191.50 ✓	99.67660	1,857.64	6,250.00	2.32%
300,000.000	FEDERAL FARM CREDIT BANKS FUNDING CORP CUSIP: 3133ELR2 Maturity Date: 03/05/2024	100.00600	300,018.00 ✓	300,000.00 ✓	100.00000	1,062.50	4,500.00	1.50%

25





**BNY MELLON**

The Bank of New York Mellon Trust Company, N.A.

Statement Period 05/01/2020 Through 05/31/2020  
Account 232530 Base Currency = USD  
MASON COUNTY TREASURER

**Statement of Assets Held by Asset Classification - Continued**

Shares/Par Value	Asset Description	Market Price	Market Value	Cost	Average Cost	Accrued Income	Estimated Income	Market Yield
	RATE: 1.500% MOODY'S Aaa							
	S&P AA+							
250,000.000	FEDERAL FARM CREDIT BANKS FUNDING CORP CUSIP: 3133EK6J0 MATURITY DATE: 11/08/2024	104.93000	262,325.00	250,000.00	100.00000	248.26	4,062.50	1.55%
	RATE: 1.625% MOODY'S Aaa							
	S&P AA+							
<b>Total FIXED INCOME</b>			<b>3,173,074.20</b>	<b>3,095,267.40</b>		<b>14,924.35</b>	<b>58,776.50</b>	<b>1.85%</b>
	<b>CASH AND SHORT TERM</b>							
250,000.000	1ST SEC BK OF WASH MOUNTLAK 19AUG20 CUSIP: 33625CBG3 MATURITY DATE: 08/19/2020	100.21176	250,529.40	249,500.00	99.80000	86.64	2,875.00	1.15%
250,000.000	JPMORGAN CHASE BK NA COLUMB 31MAY22 CUSIP: 48128HYE2 MATURITY DATE: 05/31/2022	104.54799	261,369.98	250,000.00	100.00000	3,116.44	6,250.00	2.39%
250,000.000	WELLS FARGO BK N A SIOUX FA 18JUL22 CUSIP: 949763JP2 MATURITY DATE: 07/19/2022	104.42157	261,053.93	253,187.50	101.27500	173.29	5,750.00	2.20%
250,000.000	WELLS FARGO BK N A SIOUX FA 31JAN22 CUSIP: 949763XG6 MATURITY DATE: 01/31/2022	104.30416	260,760.39	250,000.00	100.00000	576.03	7,250.00	2.78%
250,000.000	WELLS FARGO NATL BK WEST LA 17JAN23 CUSIP: 949495AQ8 MATURITY DATE: 01/17/2023	104.36312	260,907.80	250,000.00	100.00000	169.18	4,750.00	1.82%
	<b>Total CASH AND SHORT TERM</b>		<b>1,294,621.49</b>	<b>1,252,687.50</b>		<b>4,121.58</b>	<b>26,875.00</b>	<b>2.08%</b>
<b>ACCOUNT TOTALS</b>			<b>4,467,695.69</b>	<b>4,347,954.90</b>		<b>19,045.93</b>	<b>85,651.50</b>	<b>1.92%</b>
Total Market Value Plus Total Accrued Income 4,486,741.62								

**Statement of Transactions by Transaction Date**

Transaction Date	Transaction Description	Income	Principal	Cost	Realized Gains/Losses
05/01/20	ACCOUNT OPENING PERIOD BALANCE	18,489.44	18,489.44	4,597,829.90	
05/01/20	Interest WELLS FARGO BK N A SIOUX FA 31JAN22	595.89	0.00	0.00	0.00



**BNY MELLON**

The Bank of New York Mellon Trust Company, N.A.

**Statement Period 05/01/2020 Through 05/31/2020**  
 Account 232530 Base Currency = USD  
 MASON COUNTY TREASURER

**Statement of Transactions by Transaction Date - Continued**

Transaction Date	Transaction Description	Income	Principal	Cost	Realized Gains/Losses
05/01/20	RATE: 2.900% MATURITY: 01/31/22 TRADE DATE 05/01/20 SET/DATE 05/01/20 CUSIP 949763XG6 250,000.000 SHARES Cash Debit BNF: MASON COUNTY TREASURER SHELTON MAIN DETAIL: WIRE TO COLUMBIA BANK DETAIL: FROM BNYM CUSTODY ACCOUNT A/C WITH: COLUMBIA STATE BANK 98402,WA,US	595.89-	0.00	0.00	0.00
05/01/20	<b>ACCOUNT CLOSING DAILY BALANCE</b>	18,489.44-	18,489.44	4,597,829.90	0.00
05/08/20	Interest FEDERAL FARM CREDIT BANKS FUNDING CORP RATE: 1.625% MATURITY: 11/08/24 TRADE DATE 05/08/20 SET/DATE 05/08/20 CUSIP 3133EK6J0 250,000.000 SHARES Cash Debit BNF: MASON COUNTY TREASURER SHELTON MAIN DETAIL: WIRE TO COLUMBIA BANK DETAIL: FROM BNYM CUSTODY ACCOUNT A/C WITH: COLUMBIA STATE BANK 98402,WA,US	2,031.25	0.00	0.00	0.00
05/08/20	<b>ACCOUNT CLOSING DAILY BALANCE</b>	2,031.25-	0.00	0.00	0.00
05/08/20	Interest WELLS FARGO NATL BK WEST LA 17JAN23 RATE: 1.900% MATURITY: 01/17/23 TRADE DATE 05/17/20 SET/DATE 05/17/20 CUSIP 949495AQ8 250,000.000 SHARES Cash Debit BNF: MASON COUNTY TREASURER SHELTON MAIN DETAIL: WIRE TO COLUMBIA BANK DETAIL: FROM BNYM CUSTODY ACCOUNT A/C WITH: COLUMBIA STATE BANK 98402,WA,US	390.41	0.00	0.00	0.00
05/08/20	<b>ACCOUNT CLOSING DAILY BALANCE</b>	18,489.44-	18,489.44	4,597,829.90	0.00
05/18/20	Interest 1ST SEC BK OF WASH MOUNTLAK 19AUG20 RATE: 1.150% MATURITY: 08/19/20 TRADE DATE 05/19/20 SET/DATE 05/19/20 CUSIP 33625CBG3 250,000.000 SHARES	236.30	0.00	0.00	0.00
05/18/20	<b>ACCOUNT CLOSING DAILY BALANCE</b>	18,489.44-	18,489.44	4,597,829.90	0.00

26



**BNY MELLON**

The Bank of New York Mellon Trust Company, N.A.

Statement Period 05/01/2020 Through 05/31/2020  
Account 232530 Base Currency = USD  
MASON COUNTY TREASURER

### Statement of Transactions by Transaction Date - Continued

Transaction Date	Transaction Description	Income	Principal	Cost	Realized Gains/Losses
05/19/20	Interest WELLS FARGO BK N A SIOUX FA 19JUL22 RATE: 2.300% MATURITY: 07/19/22 TRADE DATE 05/19/20 SET/DATE 05/19/20 CUSIP 949763JP2 250,000.000 SHARES	472.60	0.00	0.00	0.00
05/19/20	Cash Debit BNF: MASON COUNTY TREASURER SHELTON MAIN DETAIL: WIRE TO COLUMBIA BANK DETAIL: FROM BNYM CUSTODY ACCOUNT A/C WITH: COLUMBIA STATE BANK 98402,WA,US	708.90-	0.00	0.00	0.00
05/19/20	<b>ACCOUNT CLOSING DAILY BALANCE</b>	<b>18,489.44-</b>	<b>18,489.44</b>	<b>4,597,829.90</b>	<b>0.00</b>
05/27/20	Redemption FEDERAL HOME LOAN MORTGAGE CORP RATE: 1.750% MATURITY: 11/27/24 CUSIP 3134GUUM0 250,000.000 SHARES	0.00	250,000.00	249,875.00-	125.00
05/27/20	Interest FEDERAL HOME LOAN MORTGAGE CORP RATE: 1.750% MATURITY: 11/27/24 TRADE DATE 05/27/20 SET/DATE 05/27/20 CUSIP 3134GUUM0 250,000.000 SHARES	2,187.50	0.00	0.00	0.00
05/27/20	Cash Credit TRANSFER INCOME TO PRINCIPAL	0.00	2,187.50	0.00	0.00
05/27/20	Cash Debit TRANSFER INCOME TO PRINCIPAL	2,187.50-	0.00	0.00	0.00
05/27/20	Cash Debit BNF: MASON COUNTY TREASURER DETAIL: WIRE TO BANK OF AMERICA DETAIL: CREDIT MASON COUNTY TREASURER A/C WITH: COLUMBIA STATE BANK 98402,WA,US	0.00	252,187.50-	0.00	0.00
05/27/20	<b>ACCOUNT CLOSING DAILY BALANCE</b>	<b>18,489.44-</b>	<b>18,489.44</b>	<b>4,347,954.90</b>	<b>125.00</b>
05/31/20	<b>ACCOUNT CLOSING PERIOD BALANCE</b>	<b>18,489.44-</b>	<b>18,489.44</b>	<b>4,347,954.90</b>	<b>125.00</b>

Cumulative realized capital gain and loss position from 12/31/2019 for securities held in principal of account:

Short Term: 5,863.48 \* Long Term: 11,778.00 \*

\* The above gain and loss position does not include transactions where tax cost information is incomplete or unavailable.



**BNY MELLON**

The Bank of New York Mellon Trust Company, N.A.

008860 XBKED602 006666 E



**Statement Period 05/01/2020 Through 05/31/2020**  
Account 232530 Base Currency = USD  
MASON COUNTY TREASURER

28

Cash and securities set forth on this Account Statement are held by The Bank of New York Mellon, an affiliate of The Bank of New York Mellon Trust Company, N.A. In addition, The Bank of New York Mellon Trust Company, N.A. may utilize subsidiaries and affiliates to provide services and certain products to the Account. Subsidiaries and affiliates may be compensated for their services and products.

The value of securities set forth on this Account Statement are obtained by The Bank of New York Mellon from unaffiliated third parties (including independent pricing vendors) ("third party pricing services"). The Bank of New York Mellon has not verified such market values or information and makes no assurances as to the accuracy or correctness of such market values or information or that the market values set forth on this Account Statement reflect the value of the securities that can be realized upon the sale of such securities. In addition, the market values for the securities set forth in this Account Statement may differ from the market prices and information for the same securities used by other business units of The Bank of New York Mellon Trust Company, N.A., The Bank of New York Mellon or their respective subsidiaries or affiliates based upon market prices and information received from other third party pricing services utilized by such other business units. Corporate Trust does not compare its market values with those used by, or reconcile different market values used by, other business units of The Bank of New York Mellon Trust Company, N.A., The Bank of New York Mellon or their respective subsidiaries or affiliates. Neither The Bank of New York Mellon Trust Company, N.A. nor The Bank of New York Mellon shall be liable for any loss, damage or expense incurred as a result of or arising from or related to the market values or information provided by third party pricing services or the differences in market prices or information provided by other third party pricing services.



## LGIP Daily Yield

[Home](#) / [Online Forms](#) / [For Local Governments](#) / [Local Government Investment Pool \(LGIP\)](#) / [LGIP Daily Yield](#)

**Daily Yield:** The net earnings figure that is calculated daily using the investment income earned (excluding realized gains or losses) each day, assuming daily amortization and/or accretion of income of all fixed income securities held by the Fund, less the administrative fee.

**7 Day Yield:** The daily factor is reported on an annualized 7-day basis, using the daily factors from the previous 7 calendar days.

**30 Day Yield:** The daily factor is reported on an annualized 30-day basis, using the daily factors from the previous 30 calendar days.

**True 30 Day Yield:** The net daily earnings figure that is calculated using the total net earnings including realized gains and losses occurring each day, less the administrative fee.

June 2020

DATE	DAILY YIELD	7-DAY YIELD	30-DAY YIELD	TRUE 30-DAY YIELD
06/30	0.335975	0.333149	0.366171	0.369817
06/29	0.327018	0.336188	0.368446	0.372092
06/28	0.328571	0.340638	0.371019	0.374665
06/27	0.328541	0.345215	0.373540	0.377275
06/26	0.328540	0.349796	0.375574	0.379309

# U.S. DEPARTMENT OF THE TREASURY

## Resource Center

### Daily Treasury Bill Rates Data

Get updates to this content.

**XML** These data are also available in XML format by clicking on the XML icon.

**XSD** The schema for the XML is available in XSD format by clicking on the XSD icon.

If you are having trouble viewing the above XML in your browser, click here.

To access interest rate data in the legacy XML format and the corresponding XSD schema, click here.

#### Select type of Interest Rate Data

Daily Treasury Bill Rates   Go

#### Select Time Period


Current Month   Go

DATE	4 WEEKS		8 WEEKS		13 WEEKS		26 WEEKS		52 WEEKS	
	BANK DISCOUNT	COUPON EQUIVALENT	BANK DISCOUNT	COUPON EQUIVALENT	BANK DISCOUNT	COUPON EQUIVALENT	BANK DISCOUNT	COUPON EQUIVALENT	BANK DISCOUNT	COUPON EQUIVALENT
06/01/20	0.12	0.12	0.14	0.14	0.14	0.14	0.18	0.18	0.17	0.17
06/02/20	0.12	0.12	0.13	0.13	0.15	0.15	0.18	0.18	0.17	0.17
06/03/20	0.12	0.12	0.13	0.13	0.16	0.16	0.19	0.19	0.17	0.17
06/04/20	0.13	0.13	0.15	0.15	0.15	0.15	0.18	0.18	0.17	0.17
06/05/20	0.13	0.13	0.14	0.14	0.15	0.15	0.18	0.18	0.18	0.18
06/08/20	0.15	0.15	0.15	0.15	0.17	0.17	0.19	0.19	0.19	0.19
06/09/20	0.14	0.14	0.16	0.16	0.19	0.19	0.19	0.19	0.19	0.19
06/10/20	0.13	0.13	0.15	0.15	0.17	0.17	0.19	0.19	0.18	0.18
06/11/20	0.14	0.14	0.16	0.16	0.17	0.17	0.18	0.18	0.19	0.19
06/12/20	0.14	0.14	0.15	0.15	0.16	0.16	0.18	0.18	0.18	0.18
06/15/20	0.15	0.15	0.16	0.16	0.18	0.18	0.19	0.19	0.17	0.17
06/16/20	0.14	0.14	0.15	0.15	0.17	0.17	0.19	0.19	0.18	0.18
06/17/20	0.13	0.13	0.14	0.14	0.17	0.17	0.18	0.18	0.19	0.19
06/18/20	0.13	0.13	0.14	0.14	0.16	0.16	0.17	0.17	0.19	0.19
06/19/20	0.13	0.13	0.14	0.14	0.15	0.15	0.17	0.17	0.18	0.18
06/22/20	0.14	0.14	0.15	0.15	0.16	0.16	0.18	0.18	0.17	0.17
06/23/20	0.12	0.12	0.13	0.13	0.16	0.16	0.17	0.17	0.18	0.18
06/24/20	0.11	0.11	0.13	0.13	0.15	0.15	0.17	0.17	0.17	0.17
06/25/20	0.13	0.13	0.14	0.14	0.16	0.16	0.17	0.17	0.17	0.17
06/26/20	0.12	0.12	0.15	0.15	0.14	0.14	0.17	0.17	0.17	0.17
06/29/20	0.11	0.11	0.14	0.14	0.14	0.14	0.18	0.18	0.16	0.16

**Daily Treasury Bill Rates:** These rates are the daily secondary market quotation on the most recently auctioned Treasury Bills for each maturity tranche (4-week, 8-week, 13-week, 26-week, and 52-week) for which Treasury currently issues new Bills. Market quotations are obtained at approximately 3:30 PM each business day by the Federal Reserve Bank of New York. The Bank Discount rate is the rate at which a Bill is quoted in the secondary market and is based on the par value, amount of the discount and a 360-day year. The Coupon Equivalent, also called the Bond Equivalent, or the Investment Yield, is the bill's yield based on the purchase price, discount, and a 365- or 366-day year. The Coupon Equivalent can be used to compare the yield on a discount bill to the yield on a nominal coupon bond that pays semiannual interest.

For more information regarding these statistics contact the Office of Debt Management by email at [debt.management@do.treas.gov](mailto:debt.management@do.treas.gov)

For other Public Debt information contact (202) 504-3550.



# Mason, Washington

Finance Committee: Refunding / Restructuring of Mason County, Belfair, and Rustlewood Debt  
July 7, 2020

# Contact Information

## Northwest Municipal Advisors

11900 NE 1<sup>st</sup> Street, Suite 300  
Bellevue, Washington 98005  
(425) 452-9550

**Scott Bauer**

[Scott@NWMunicipalAdvisors.com](mailto:Scott@NWMunicipalAdvisors.com)

**Ryan Neumeister**


[Ryan@NWMunicipalAdvisors.com](mailto:Ryan@NWMunicipalAdvisors.com)

**Alan Dashen**

[Alan@NWMunicipalAdvisors.com](mailto:Alan@NWMunicipalAdvisors.com)

**Malinda Okerlund**

[Malinda@NWMunicipalAdvisors.com](mailto:Malinda@NWMunicipalAdvisors.com)

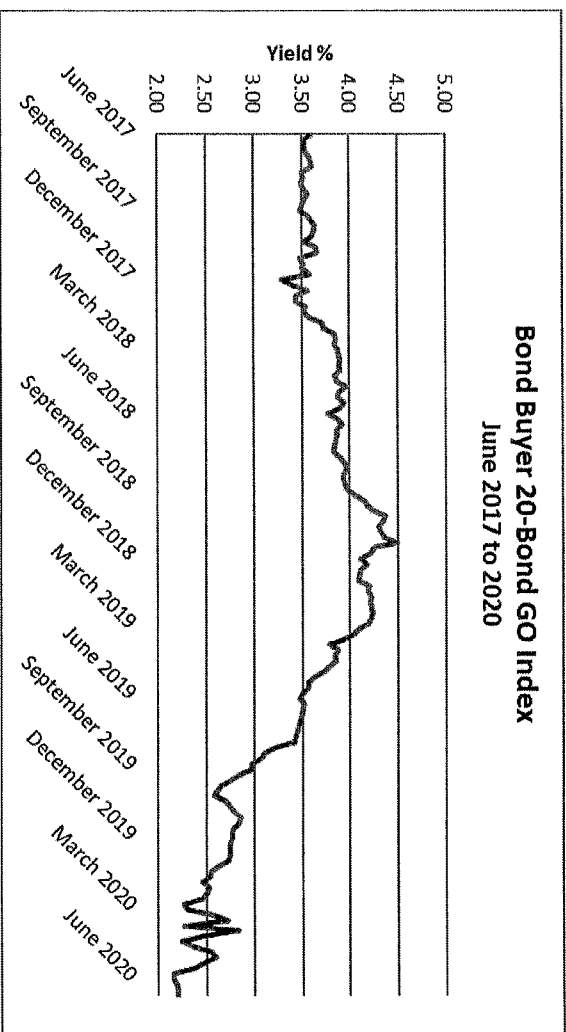
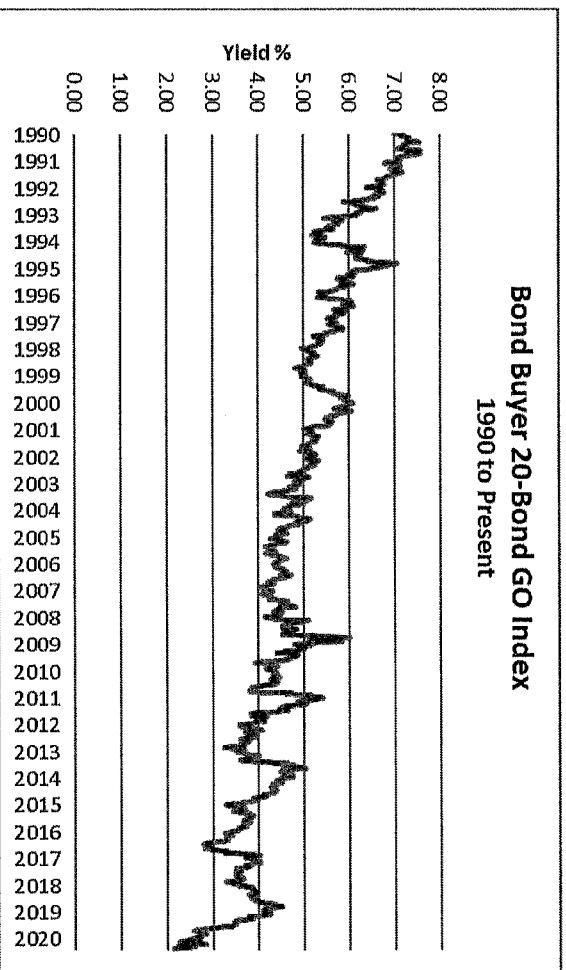




# Current Bond Market

- Municipal volume is down 20% year-to-date
- Interest rates were extremely volatile in March as the nation started to grapple with the effects of the COVID-19 pandemic
- Currently, interest rates are near historical lows

33

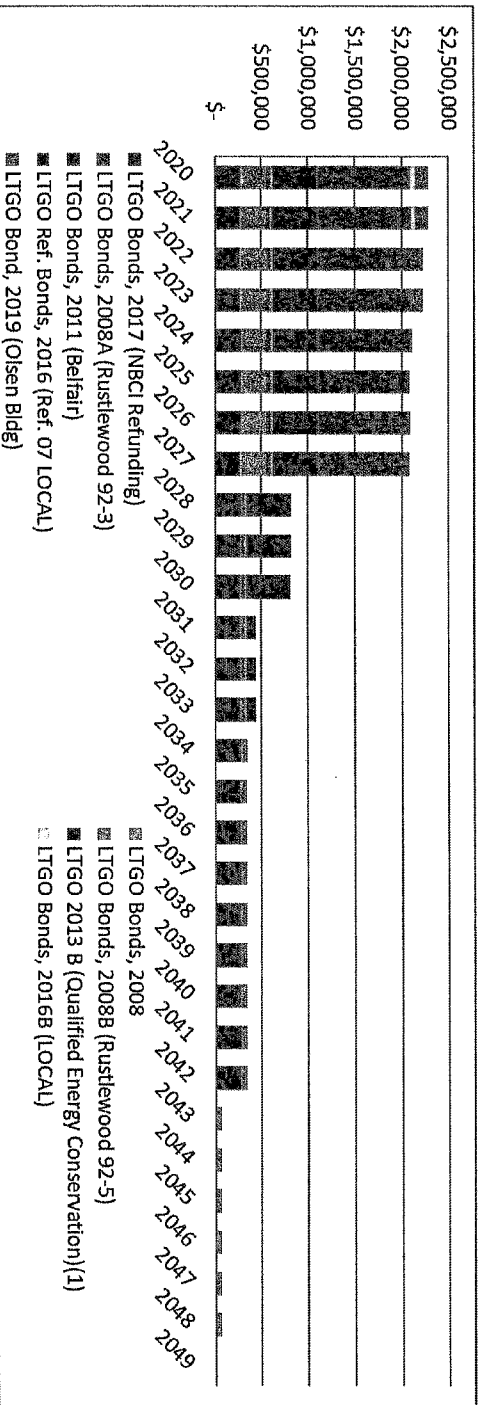


# Outstanding LTGO Debt


- Current outstanding LTGO Debt

— Highlighted debt discussed herein

LTGO Bonds	Par Outstanding	Callable Par	Final Mat.	Coupon Range	Call Date
LTGO Bonds, 2008	\$ 1,895,000	\$ 1,895,000	12/1/2027	3.60% - 3.875%	6/1/2018
LTGO Bonds, 2008A (Rustlewood 92-3)	716,437	716,437	7/1/2048	4.125% - 4.125%	Anytime
LTGO Bonds, 2008B (Rustlewood 92-5)	464,402	464,402	1/1/2049	4.375% - 4.375%	Anytime
LTGO Bonds, 2011 (Belfair)	3,425,000	3,160,000	12/1/2030	2.75% - 3.90%	6/1/2021
LTGO 2013 B (Qualified Energy Conservation)(1)	1,170,000	945,000	12/1/2033	3.29% - 5.72%	6/1/2023
LTGO Ref. Bonds, 2016 (Ref. 07 LOCAL)	6,565,000	-	6/1/2027	5.00% - 5.00%	No Call
LTGO Bonds, 2016B (LOCAL)	93,703	-	6/1/2021	5.00%	No Call
LTGO Bonds, 2017 (NBCL Refunding)	4,185,000	4,185,000	12/1/2042	3.00% - 4.00%	12/1/2027
LTGO Bond, 2019 (Olsen Bldg)	515,462	515,462	1/1/2024	4.50%	Anytime?
<b>Total LTGO Bonds Debt</b>	<b>\$ 19,030,004</b>	<b>\$ 11,881,301</b>			



(1) Debt service is shown net of federal subsidy.




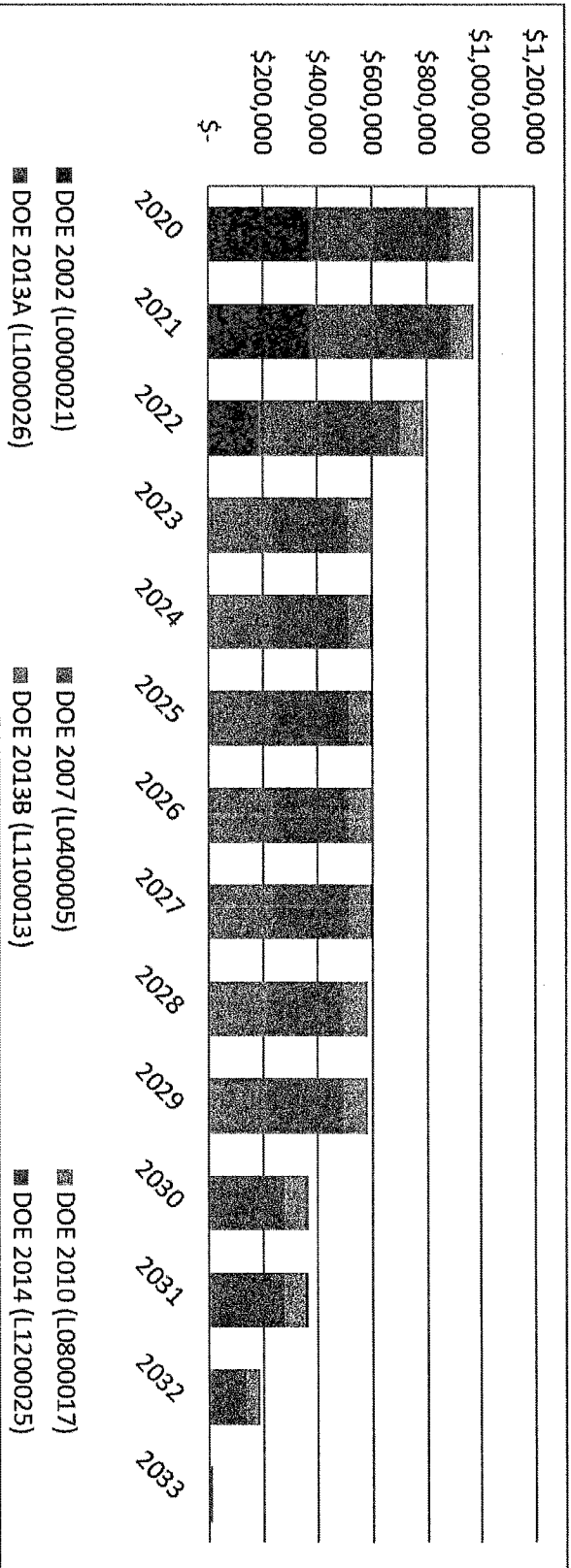
FN

# Outstanding Loans

- Current outstanding Loans

– Highlighted debt discussed herein

State Loan Debt	Par Outstanding	Final Mat.	Coupon	Purpose
DOE 2002 (L10000021)	\$ 938,474	3/1/2022	0.00%	NBCI Wastewater Construction
DOE 2007 (L0400005)	152,262	9/20/2027	1.50%	Belfair Wastewater Collection System Design
DOE 2010 (L0800017)	1,851,238	12/31/2029	3.10%	Belfair Wastewater Collection System Construction
DOE 2013A (L1000026)	2,899,049	12/31/2032	2.80%	Belfair Wastewater DOE Loan
DOE 2013B (L1100013)	816,901	12/31/2032	2.80%	Belfair Wastewater Reclamation
DOE 2014 (L1200025)	116,105	12/31/2033	2.60%	Belfair Wastewater Reclamation
<b>Total State Loan Debt</b>	<b>\$ 6,774,028</b>			



# Refunding Summary

- Below are the estimated net present value savings for refunding the various bonds/loans based on estimated current interest rates

Issue	NPV Savings \$ (1)	NPV Savings % (1)	Refunding Candidate
LTGO Bonds, 2008	\$ 172,389	9.10%	✓
2019 Loan for District Court Property	23,173	5.42%	✓
<b>Belfair</b>			
LTGO Bonds, 2011	115,476	3.65%	?
DOE 2007 (L0400005)	1,309	0.91%	
DOE 2010 (L0800017)	143,246	8.09%	✓
DOE 2013A (L1000026)	189,990	6.78%	✓
DOE 2013B (L1100013)	53,486	6.78%	
DOE 2014 (L1200025)	5,861	5.20%	
<b>Rustlewood</b>			
LTGO Bonds, 2008A (Rustlewood 92-3)	160,559	22.78%	✓
LTGO Bonds, 2008B (Rustlewood 92-5)	124,658	27.31%	✓

36



- Several outstanding bonds/loans have net present value savings % above the County policy, including three Belfair loans and two Rustlewood loans
- The County may decide to refinance some, all or none of the debt
  - If refinanced, each debt may maintain its same shape and final maturity or be restructured and/or extended
- The following slides provide several options for restructuring Belfair and Rustlewood debt



# Outstanding Belfair Debt


- Current outstanding Belfair Debt

Breakout of Belfair Debt	Par Outstanding	Final Mat.	Coupon	Purpose
LTGO Bonds, 2011	\$ 3,425,000	12/1/2030	2.75% - 3.90%	Belfair Wastewater and Water Reclamation Facilities Project
DOE 2007 (L0400005)	152,262	9/20/2027	1.50%	Belfair Wastewater Collection System Design
DOE 2010 (L0800017)	1,851,238	12/31/2029	3.10%	Belfair Wastewater Collection System Construction
DOE 2013A (L1000026)	2,899,049	12/31/2032	2.80%	Belfair Wastewater DOE Loan
DOE 2013B (L1100013)	816,901	12/31/2032	2.80%	Belfair Wastewater Reclamation
DOE 2014 (L1200025)	116,105	12/31/2033	2.60%	Belfair Wastewater Reclamation
<b>Total Belfair Debt</b>	<b>\$ 9,260,554</b>			



# Belfair Scenarios

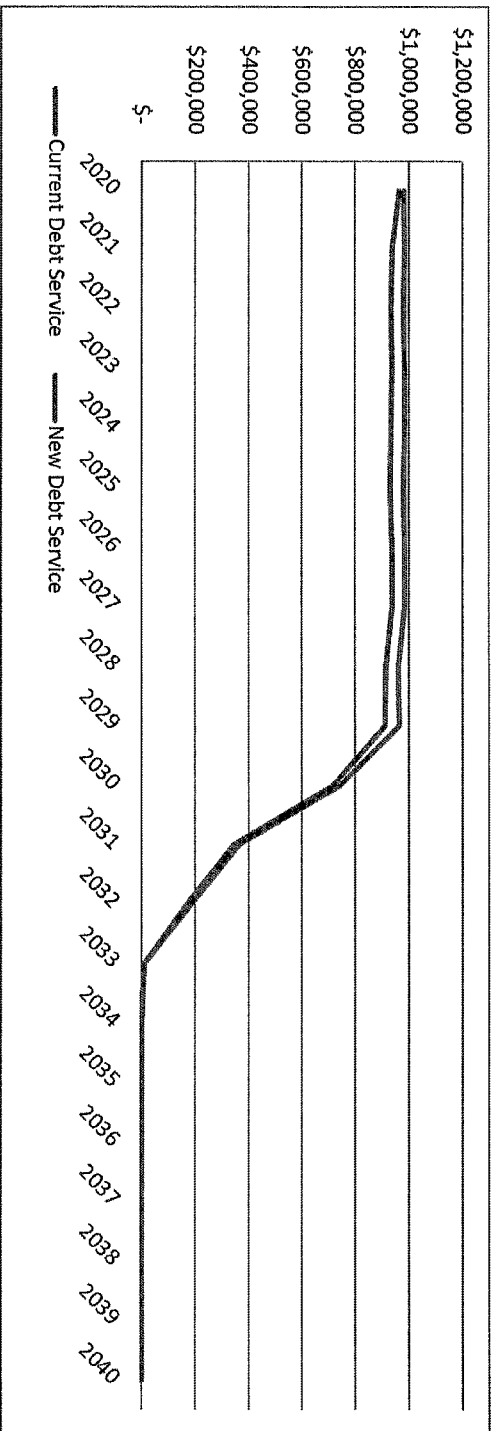
- Three scenarios for refinancing the Belfair loans are shown on the following pages
  - Scenario 1: Provide equal annual savings, no change in final maturity
  - Scenario 2: Front-load savings, no change in final maturity
  - Scenario 3: Extend all final maturities to 2040
- The DOE 2007 and 2014 Loans are not included in the refunding savings shown due to lack of savings
- For purposes of showing the magnitude of change in the debt service payments, the LTGO Bonds, 2011 are included in the restructuring
  - The LTGO Bonds, 2011 are not currently callable until March 2021 (90 days prior to call date) and after
  - If refinanced now, the new debt would need to be taxable, which have higher interest rates than tax-exempt bonds
  - On and after March 2021, the County could refinance, and restructure if desired, the LTGO Bonds, 2011 with tax-exempt bonds



# Belfair Scenario 1: Equal Savings


- This scenario lowers debt service approximately equally each year with no extension of the final maturity

Breakout of Belfair Debt	Approx. Par Outstanding	Final Mat.	Coupon	NPV Savings \$	NPV Savings %
LTGO Bonds, 2011	\$ 3,425,000	12/1/2030	2.75% - 3.90%	\$ 115,476	3.65%
DOE 2007 (L0400005)	152,262	9/20/2027	1.50%		
DOE 2010 (L0800017)	1,851,238	12/31/2029	3.10%	143,246	8.09%
DOE 2013A (L1000026)	2,899,049	12/31/2032	2.80%	189,990	6.78%
DOE 2013B (L1100013)	816,901	12/31/2032	2.80%	53,486	6.78%
DOE 2014 (L1200025)	116,105	12/31/2033	2.60%		
<b>Total Belfair Debt</b>	<b>\$ 9,260,554</b>			<b>\$ 502,198</b>	



Calendar	Current Debt Service	Savings (1)	New Debt Service
2020	\$ 981,647	\$ 16,204	\$ 965,444
2021	983,987	44,804	939,183
2022	980,814	47,810	933,004
2023	982,494	46,220	936,275
2024	984,184	50,319	933,865
2025	979,211	48,499	930,713
2026	984,005	47,212	936,793
2027	982,894	46,815	936,080
2028	961,314	47,112	914,202
2029	963,934	52,461	911,473
2030	743,789	25,936	717,853
2031	364,610	20,407	344,203
2032	187,314	17,710	169,604
2033	9,955	-	9,955
2034	-	-	-
2035	-	-	-
2036	-	-	-
2037	-	-	-
2038	-	-	-
2039	-	-	-
2040	-	-	-
<b>Total</b>	<b>\$11,090,153</b>	<b>\$511,506</b>	<b>\$10,578,646</b>

(1) Excludes 2007 and 2014 Loans

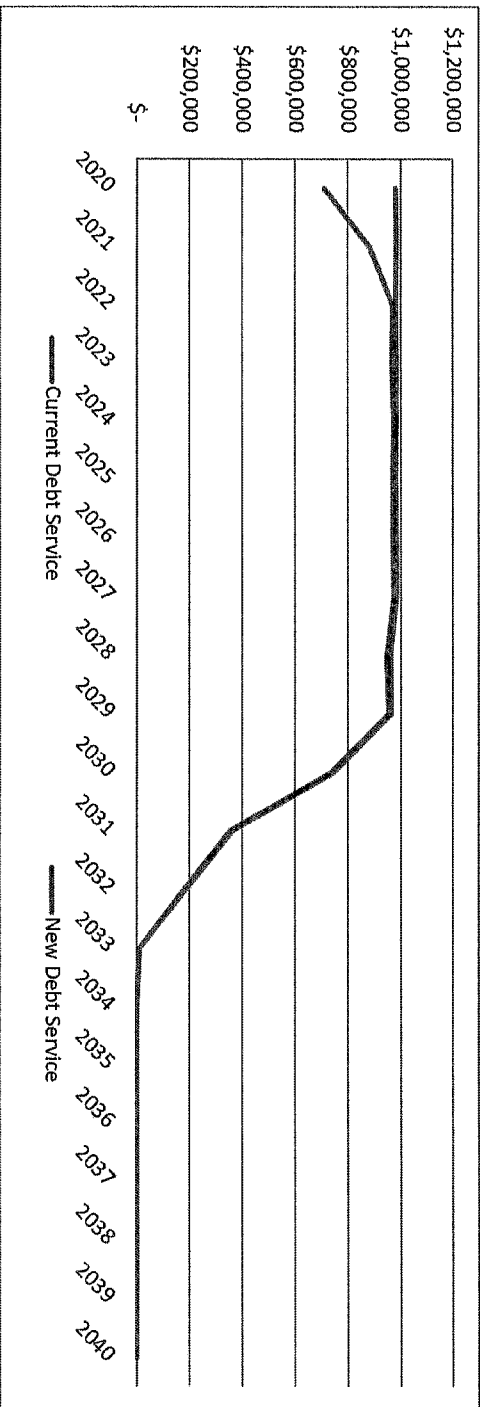


# Belfair Scenario 2: Front-load Savings

- This scenario lowers debt service forward then sets debt service equal to current debt service with no extension of the final maturity

R

Breakout of Belfair Debt	Approx. Par Outstanding	Final Mat.	Coupon	NPV Savings \$	NPV Savings %
LTGO Bonds, 2011	\$ 3,425,000	12/1/2030	2.75% - 3.90%	\$ 112,556	3.56%
DOE 2007 (10400005)	152,262	9/20/2027	1.50%		
DOE 2010 (10800017)	1,851,238	12/31/2029	3.10%	145,479	8.21%
DOE 2013A (11000026)	2,899,049	12/31/2032	2.80%	191,088	6.82%
DOE 2013B (11100013)	816,901	12/31/2032	2.80%	53,735	6.81%
DOE 2014 (11200025)	116,105	12/31/2033	2.60%		
<b>Total Belfair Debt</b>	<b>\$ 9,260,554</b>			<b>\$ 502,858</b>	



Calendar	Current Debt Service	Savings (1)	New Debt Service
2020	\$ 981,647	\$ 271,269	\$ 710,378
2021	983,987	102,972	881,014
2022	980,814	9,661	971,153
2023	982,494	13,820	968,674
2024	984,184	8,598	975,586
2025	979,211	7,763	971,449
2026	984,005	12,404	971,600
2027	982,894	7,822	975,073
2028	961,314	14,093	947,221
2029	963,934	10,283	953,651
2030	743,789	9,908	733,881
2031	364,610	9,807	354,803
2032	187,314	7,410	179,904
2033	9,955	-	9,955
2034	-	-	-
2035	-	-	-
2036	-	-	-
2037	-	-	-
2038	-	-	-
2039	-	-	-
2040	-	-	-
<b>Total</b>	<b>\$11,090,153</b>	<b>\$ 485,810</b>	<b>\$10,604,343</b>

(1) Excludes 2007 and 2014 Loans



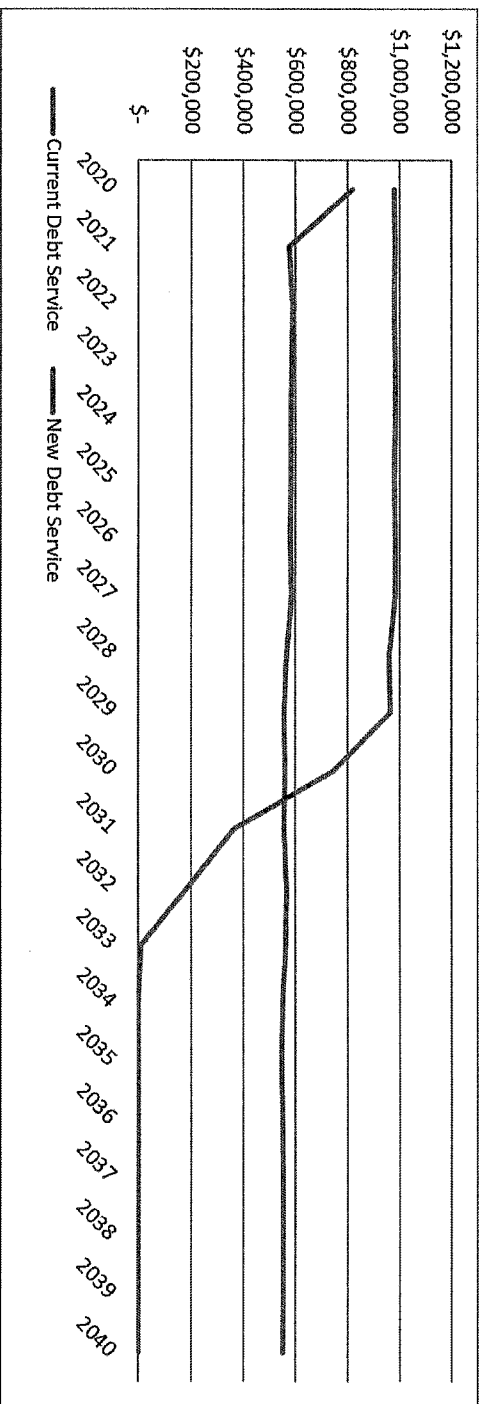


# Belfair Scenario 3: Extend Final Maturity to 2040

- This scenario extends the final maturity to 2040 with equal annual debt service


4

Breakout of Belfair Debt	Approx. Par Outstanding	Final Mat.	Coupon	NPV Savings \$	NPV Savings %
LTGO Bonds, 2011	\$ 3,425,000	12/1/2030	2.75% - 3.90%	\$ (217,826)	-6.89%
DOE 2007 (10400005)	152,262	9/20/2027	1.50%		
DOE 2010 (10800017)	1,851,238	12/31/2029	3.10%	29,477	1.66%
DOE 2013A (11000026)	2,899,049	12/31/2032	2.80%	35,204	1.26%
DOE 2013B (11100013)	816,901	12/31/2032	2.80%	9,948	1.26%
DOE 2014 (11200025)	116,105	12/31/2033	2.60%		
<b>Total Belfair Debt</b>	<b>\$ 9,260,554</b>			<b>\$ (143,197)</b>	



Calendar	Current Debt Service	Savings (1)	New Debt Service
2020	\$ 981,647	\$ 160,583	\$ 821,064
2021	983,987	407,333	576,653
2022	980,814	391,405	589,409
2023	982,494	395,961	586,533
2024	984,184	400,773	583,411
2025	979,211	394,165	585,047
2026	984,005	402,759	581,245
2027	982,894	396,051	586,843
2028	961,314	394,741	566,573
2029	963,934	407,868	556,066
2030	743,789	183,381	560,408
2031	364,610	(194,637)	559,247
2032	187,314	(379,855)	567,169
2033	9,955	(554,537)	564,493
2034	-	(551,562)	551,562
2035	-	(548,289)	548,289
2036	-	(549,718)	549,718
2037	-	(554,849)	554,849
2038	-	(554,358)	554,358
2039	-	(553,376)	553,376
2040	-	(551,924)	551,924
	<b>\$11,090,153</b>	<b>\$ (1,058,086)</b>	<b>\$ 12,148,239</b>


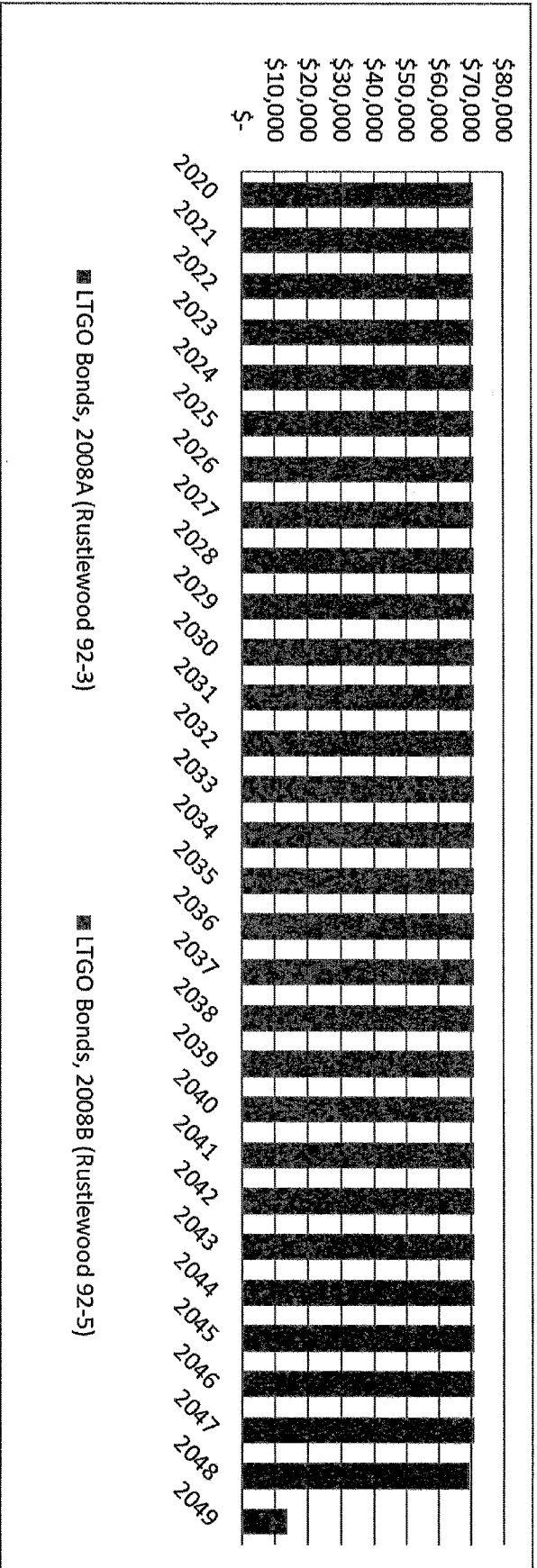
(1) Excludes 2007 and 2014 Loans



# Outstanding Rustlewood Debt

- Current outstanding Rustlewood Debt

Breakout of Rustlewood Debt	Par Outstanding	Callable Par	Final Mat.	Coupon Range	Call Date
LTGO Bonds, 2008A (Rustlewood 92-3)	\$ 716,437	\$ 716,437	7/1/2048	4.13%	Anytime
LTGO Bonds, 2008B (Rustlewood 92-5)	464,402	464,402	1/1/2049	4.38%	Anytime
<b>Total Rustlewood Debt</b>	<b>\$ 1,180,839</b>	<b>\$ 1,180,839</b>			



# Rustlewood Scenarios

- Two scenarios for refinancing the Rustlewood loans are shown on the following pages
  - Scenario 1: Provide equal annual savings, no change in final maturity
  - Scenario 2: Front-load savings, no change in final maturity
  - No Scenario 3 since the final maturities are already at 2048


43



# Rustlewood Scenario 1: Equal Savings


- This scenario lowers debt service approximately equally each year with no extension of the final maturity

Breakout of Rustlewood Debt	Approx. Par	Outstanding	Final Mat.	Coupon	NPV Savings \$	NPV Savings %
LTGO Bonds, 2008A (Rustlewood 92-3)	\$	716,437	7/1/2048	4.125%	\$ 160,559	22.78%
LTGO Bonds, 2008B (Rustlewood 92-5)	\$	464,402	1/1/2049	4.375%	\$ 124,658	27.31%
<b>Total Rustlewood Debt</b>		<b>\$ 1,180,839</b>			<b>\$ 285,217</b>	



Calendar	Current Debt Service	Savings (1)	New Debt Service
2020	\$ 70,796	\$ (8,195)	\$ 78,991
2021	70,796	12,711	58,085
2022	70,796	13,461	57,335
2023	70,796	14,211	56,585
2024	70,796	14,961	55,835
2025	70,796	10,711	60,085
2026	70,796	11,611	59,185
2027	70,796	12,511	58,285
2028	70,796	8,411	62,385
2029	70,796	9,461	61,335
2030	70,796	10,511	60,285
2031	70,796	11,561	59,235
2032	70,796	12,611	58,185
2033	70,796	13,661	57,135
2034	70,796	9,711	61,085
2035	70,796	10,911	59,885
2036	70,796	12,111	58,685
2037	70,796	13,311	57,485
2038	70,796	14,511	56,285
2039	70,796	15,711	55,085
2040	70,796	11,911	58,885
2041	70,796	8,261	62,535
2042	70,796	9,761	61,035
2043	70,796	11,261	59,535
2044	70,796	12,761	58,035
2045	70,796	14,261	56,535
2046	70,796	10,761	60,035
2047	70,796	12,411	58,385
2048	69,219	9,061	60,158
2049	13,849	13,849	-
	<u>\$2,055,356</u>	<u>\$ 338,763</u>	<u>\$1,726,593</u>


4



# Rustlewood Scenario 2: Front-load Savings


- This scenario lowers debt service forward then sets debt service equal to current debt service with no extension of the final maturity

Breakout of Rustlewood Debt	Approx. Par Outstanding	Final Mat.	Coupon	NPV Savings \$	NPV Savings %
LTGO Bonds, 2008A (Rustlewood 92-3)	\$ 716,437	7/1/2048	4.125%	\$ 146,398	20.77%
LTGO Bonds, 2008B (Rustlewood 92-5)	464,402	1/1/2049	4.375%	115,606	25.33%
<b>Total Rustlewood Debt</b>	<b>\$ 1,180,839</b>			<b>\$ 262,004</b>	



Calendar	Current Debt Service	Savings (1)	New Debt Service
2020	\$ 70,796	\$ (8,195)	\$ 78,991
2021	70,796	37,711	33,085
2022	70,796	37,711	33,085
2023	70,796	37,711	33,085
2024	70,796	37,711	33,085
2025	70,796	37,711	33,085
2026	70,796	2,711	68,085
2027	70,796	3,761	67,035
2028	70,796	4,811	65,985
2029	70,796	861	69,935
2030	70,796	2,061	68,735
2031	70,796	3,261	67,535
2032	70,796	4,461	66,335
2033	70,796	5,661	65,135
2034	70,796	6,861	63,935
2035	70,796	8,061	62,735
2036	70,796	(739)	71,535
2037	70,796	761	70,035
2038	70,796	2,261	68,535
2039	70,796	3,761	67,035
2040	70,796	5,261	65,535
2041	70,796	6,761	64,035
2042	70,796	3,261	67,535
2043	70,796	4,911	65,885
2044	70,796	1,561	69,235
2045	70,796	3,361	67,435
2046	70,796	5,161	65,635
2047	70,796	1,961	68,835
2048	69,219	3,911	65,308
2049	13,849	13,849	-
	<u>\$2,065,356</u>	<u>\$ 278,913</u>	<u>\$1,786,443</u>

45



# Summary

- Several of the County's bonds and loans are showing net present value savings above the County's policy threshold
- When refinanced, the debt can keep its same shape and final maturity or be reshaped
- If the County proceeds with a refinancing:
  - Which bonds/loans should be included in a refunding?
  - Which bonds/loans, if any, should be restructured?

46

