



## Mason County Finance Committee Report

2021 Second & Third Quarters (April - September) Submitted November 9, 2021

**Mason County Finance Committee**  
 Lisa Frazier, Mason County Treasurer  
 Paddy McGuire, Mason County Auditor  
 Randy Neatherlin, Mason County Commissioner

**RCW 36.48.070**

**County finance committee — Approval of investment policy and debt policy — Rules.**

The county treasurer, the county auditor, and the chair of the county legislative authority, ex officio, shall constitute the county finance committee. The county treasurer shall act as chair of the committee and the county auditor as secretary thereof. The committee shall keep a full and complete record of all its proceedings in appropriate books of record and all such records and all correspondence relating to the committee shall be kept in the office of the county auditor and shall be open to public inspection. The committee shall approve a county investment policy and a debt policy and shall make appropriate rules and regulations for the carrying out of the provisions of RCW 36.48.010 through 36.48.060, not inconsistent with law.

- 36.48.010            Depositories to be designated by treasurer.
- 36.48.040            Depositories to be designated by treasurer -- Deposited funds deemed in county treasury.
- 36.48.050            Depositories to be designated by treasurer -- Treasurer's liability and bond additional.
- 36.48.060            Definition -- "Financial institution."

CE CASH BALANCE AS OF

<b>September 30, 2021</b>	<b>\$ 19,846,995.13</b>	<b>Note: +7,277,278.20 for same period 2020</b>
<b>June 30, 2021</b>	<b>\$ 20,014,972.26</b>	<b>Note: + 6,644,755.76 for same period 2020</b>
March 31, 2021	\$ 14,910,454.19	Note: +\$5,024,574.64 for same period 2020
September 30, 2020	\$ 12,569,716.93	Note: + \$3,150,351.25 for same period 2019
June 30, 2020	\$ 13,370,216.50	Note: + \$2,354,727.85 for same period 2019
March 31, 2020	\$ 9,915,879.55	Note: + \$3,386,988.13 for same period 2019
December 31, 2020	\$ 16,105,604.52	Note: +\$4,029,284.40 for same period 2019
December 31, 2019	\$ 12,076,320.12	Note: + \$4,242,643.62 for same period 2018
December 31, 2018	\$ 7,833,676.50	Note: + \$3,730,693.46 for same period 2017

**GENERAL FUND RESERVE AND CONTINGENCY POLICY 2021-034**

Year	2020 Expenditures	%	Policy Balance	Cash 9/30/2021	Difference	Less Contingency
General Operating 2021	\$40,178,158.91	15%	\$6,026,723.84	\$ 19,846,995.13	\$ 13,820,271.29	\$ 12,820,271.29
General Operating 2021	\$40,178,158.91	20%	\$8,035,631.78	\$ 19,846,995.13	\$ 11,811,363.35	\$ 10,811,363.35
General Operating 2021	\$40,178,158.91	25%	\$10,044,539.73	\$ 19,846,995.13	\$ 9,802,455.40	\$ 8,802,455.40
Contingency Reserve 2021	\$1,000,000.00	n/a	\$1,000,000.00			

CASH & INVESTMENTS	
TREASURER'S REGULAR CHECKING ACCOUNT COLUMBIA BANK	\$ 19,380,337.06
IMPREST ACCOUNTS	\$ 64,325.00
<b>TREASURER'S INVESTED FUNDS TOTAL (see breakdown below)</b>	<b>\$ 200,828,698.24</b>

TOTAL CASH & INVESTMENTS AS OF September 30, 2021	\$ 220,273,360.30	9/30/2021	9/30/2021	9/30/2021	PORTFOLIO %	Rating
INVESTMENT PORTFOLIO	COST	MARKET VALUE	GAIN/LOSS			
FEDERAL HOME LOAN BANK (FHLB)	\$ 1,248,471.75	\$ 1,258,265.00	\$ 9,793.25	25,271.26	100.00%	S&P AA+
FEDERAL FARM CREDIT (FFCB)	\$ 1,749,696.25	\$ 1,750,917.50	\$ 1,221.25		0.62%	S&P AA+
FEDERAL NATIONAL MORTGAGE ASSOCIATION (FNMA)	\$ 732,580.75	\$ 750,682.50	\$ 18,101.75		0.87%	S&P AA+
FEDERAL HOME LOAN MORTGAGE COMPANY (FHLMC)	\$ 1,498,295.50	\$ 1,490,464.50	\$ (7,831.00)		0.36%	S&P AA+
BONDS - WASHINGTON HIGHER EDUCATION FACILITIES	\$ 512,748.90	\$ 515,615.10	\$ 2,866.20		0.75%	S&P AA+
US TREASURIES	\$ 1,492,270.50	\$ 1,484,648.30	\$ (7,622.20)		0.26%	S&P A-
(TREAS DAILY CASH) WA STATE LGIP	\$ 40,783,958.91	\$ 40,783,958.91	\$ -		20.31%	Not Rated
(CO DEPARTMENTS/TAXING DISTRICTS) WA STATE LGIP SAVINGS	\$ 152,057,488.18	\$ 152,057,488.18	\$ -		75.72%	Not Rated
CERTIFICATE OF DEPOSIT - WELLS FARGO	\$ -	\$ -	\$ -		0.00%	PDPC Approved
REGISTERED WARRANTS (INT RATE %)	\$ 753,187.50	\$ 761,929.51	\$ 8,742.01		0.38%	PDPC Approved
			\$ -		0.00%	Debt Policy Approved
<b>BENCHMARK: 90 Day T-Bill Rate Savings</b>	<b>September 30, 2021</b>				<b>0.04%</b>	
State Pool Rate	September 30, 2021				0.08%	
Market Rate Yield Agency/Treasury	September 30, 2021				0.87%	
<b>HISTORIC LGIP POOL RATES</b>	2016-2017				0.26% - 1.28%	
	2018-2019				1.28% - 2.20%	
	2020-2021				1.72% - .08%	
<b>FEDERAL RESERVE RATES</b>	2021				.00% - .25%	

INVESTMENT INTEREST COLLECTIONS					
YEAR	BUDGETED			COLLECTED	DIFFERENCE
2016	\$ 95,000.00			\$ 208,126.56	\$ 113,126.56
2017	\$ 150,000.00			\$ 340,721.77	\$ 190,721.77
2018	\$ 300,000.00			\$ 670,553.69	\$ 370,553.69
2019	\$ 600,000.00			\$ 882,551.28	\$ 282,551.28
2020	\$ 800,000.00			\$ 436,545.18	\$ (363,454.82)
2021	\$ 500,000.00			\$ 89,278.15	\$ (410,721.85)

TREASURER'S BANKING COSTS					
YEAR	BANK OF AMERICA	COLUMBIA BANK	BONY MELLON	YEAR PD	
2016	\$ 19,464.41	\$ 9,427.86	\$ 1,538.00	2016	
1/1/2017 through 11/30/2017	\$ -	\$ 13,475.35	\$ 1,198.00	2017	
12/1/2017 through 11/30/2018	\$ -	\$ 13,248.39	\$ 1,981.00	2018	
12/1/2018 through 11/30/2019	\$ -	\$ -	\$ 3,105.00	2019	
12/1/2019 through 11/30/2020	\$ -	\$ -	\$ 2,595.00	2020	
12/1/2020 through 3/31/2021	\$ -	\$ -	\$ 1,411.00	2021	

County Debt Recap

**As of May 27, 2021**

Remaining Non Voted Debt Capacity	\$	107,238,013.00
Voted Debt Capacity	\$	95,923,650.00
<b>Remaining Debt Capacity</b>	<b>\$</b>	<b>203,161,663.00</b>

**See detailed report attached**

**County Debt Outstanding as of 9/30/2021**    \$    **28,215,552.81**  
**See detailed report attached**

\* most debt payments have an interest payment June 1  
and a principle payment on December 1

**Finance Committee Business**

**OLD BUSINESS:**

Project Funding Update- Loretta Swanson  
Skokomish River Restoration  
Belfair Wastewater System

**NEW BUSINESS:**

June 1, 2021 - Bond Payment Delay - Lisa Frazier

Respectfully Submitted:

*Elisabeth (Lisa) Frazier*

---

Mason County Treasurer



Mason County Treasurer  
 Elisabeth (Lisa) Frazier  
 PO Box 429, 411 N 5th Street  
 Shelton, WA 98584  
 360-427-9670 ext 475

Financial Statement  
 June 2021

**001.000000.000.000 CURRENT EXPENSE FUND**

**Beginning Cash Balance** **\$19,779,119.90**

Tax Collections	\$139,972.47	
Accounts Receivable/Misc Receipts	\$3,122,690.14	
Transfers In	\$0.00	
<b>Total Revenue</b>		<b>\$3,262,662.61</b>
Accounts Payable/Warrants	\$3,026,810.25	
Transfers Out	\$0.00	
<b>Total Expense</b>		<b>\$3,026,810.25</b>

**Ending Cash Balance** **\$20,014,972.26**

**Investment Activity**

6/1/2021	Beginning Investments Balance	\$0.00
	Investments Acquired	\$0.00
	Investments Sold	\$0.00
6/30/2021	Ending Investments Balance	\$0.00

**Total Cash and Investments** **\$20,014,972.26**



Mason County Treasurer  
 Elisabeth (Lisa) Frazier  
 PO Box 429, 411 N 5th Street  
 Shelton, WA 98584  
 360-427-9670 ext 475

Financial Statement

June 2021

**800.000000.000.000 TREASURER'S DAILY CASH**

**Beginning Cash Balance** **-\$42,082,827.86**

Tax Collections	\$0.00	
Accounts Receivable/Misc Receipts	\$0.00	
Transfers In	\$30,052,597.54	✓
<b>Total Revenue</b>	<b>\$30,052,597.54</b>	

Accounts Payable/Warrants	\$0.00	
Transfers Out	\$7,151,339.27	✓
<b>Total Expense</b>	<b>\$7,151,339.27</b>	

**Ending Cash Balance** **-\$19,181,569.59**

**Investment Activity**

6/1/2021	Beginning Investments Balance	\$69,067,861.82	✓
	Investments Acquired	\$7,151,339.27	✓
	Investments Sold	\$30,052,597.54	✓
6/30/2021	Ending Investments Balance	\$46,166,603.55	✓

**Total Cash and Investments** **\$26,985,033.96**

2:40 PM

07/02/21

Accrual Basis

**Mason County Treasurer's Office**  
**MONTHLY INVESTMENT - TREASURER**  
**As of June 30, 2021**

<u>Date</u>	<u>Num</u>	<u>Name</u>	<u>Memo</u>	<u>Split</u>	<u>Amount</u>	<u>Balance</u>
<b>STATE POOL INVESTMENT LEDGER</b>						69,067,861.82
<b>800000010 - TDC - STATE POOL</b>						62,327,249.42
06/01/2021	WIRE	INVESTMENT AC...		Inv Deposit	4,000,000.00	66,327,249.42
06/10/2021	WIRE	INVESTMENT AC...		Inv Deposit	7,738.10	66,334,987.52
06/11/2021	WIRE	INVESTMENT AC...		Inv Deposit	275,479.48	66,610,467.00
06/14/2021	WIRE	INVESTMENT AC...		Inv Deposit	1,123,070.96	67,733,537.96
06/15/2021	WIRE	INVESTMENT AC...		Inv Deposit	1,243,850.73	68,977,388.69
06/25/2021	WIRE	INVESTMENT AC...		Inv Deposit	1,200.00	68,978,588.69
06/02/2021	WIRE	INVESTMENT LIQ...		Inv Withdrawl	-5,690,000.00	63,288,588.69
06/03/2021	WIRE	INVESTMENT LIQ...		Inv Withdrawl	-1,659,000.00	61,629,588.69
06/04/2021	WIRE	INVESTMENT LIQ...		Inv Withdrawl	-5,750,000.00	55,879,588.69
06/07/2021	WIRE	INVESTMENT LIQ...		Inv Withdrawl	-58,412.35	55,821,176.34
06/08/2021	WIRE	INVESTMENT LIQ...		Inv Withdrawl	-4,756,000.00	51,065,176.34
06/09/2021	WIRE	INVESTMENT LIQ...		Inv Withdrawl	-2,725,000.00	48,340,176.34
06/17/2021	WIRE	INVESTMENT LIQ...		Inv Withdrawl	-5,736,185.19	42,603,991.15
06/22/2021	WIRE	INVESTMENT LIQ...		Inv Withdrawl	-1,500,000.00	41,103,991.15
06/24/2021	WIRE	INVESTMENT LIQ...		Inv Withdrawl	-2,178,000.00	38,925,991.15
Total 800000010 - TDC - STATE POOL					-23,401,258.27	38,925,991.15
<b>800000030 - TDC - AGENCY BONDS</b>						6,740,612.40
06/16/2021	WIRE	INVESTMENT AC...	FHLB CUSIP #3130A...	Inv Purchased	500,000.00	7,240,612.40
Total 800000030 - TDC - AGENCY BONDS					500,000.00	7,240,612.40
Total STATE POOL INVESTMENT LEDGER					-22,901,258.27	46,166,603.55
<b>TOTAL</b>					<b>-22,901,258.27</b>	<b>46,166,603.55</b>

8





Mason County Treasurer  
 Elisabeth (Lisa) Frazier  
 PO Box 429, 411 N 5th Street  
 Shelton, WA 98584  
 360-427-9670 ext 475

Financial Statement  
 September 2021

**001.000000.000.000 CURRENT EXPENSE FUND**

**Beginning Cash Balance** **\$20,493,894.60**

Tax Collections	\$220,367.15	
Accounts Receivable/Misc Receipts	\$2,419,525.73	
Transfers In	\$0.00	
<b>Total Revenue</b>		<b>\$2,639,892.88</b>
Accounts Payable/Warrants	\$3,286,792.35	
Transfers Out	\$0.00	
<b>Total Expense</b>		<b>\$3,286,792.35</b>

**Ending Cash Balance** **\$19,846,995.13**

**Investment Activity**

9/1/2021	Beginning Investments Balance	\$0.00
	Investments Acquired	\$0.00
	Investments Sold	\$0.00
9/30/2021	Ending Investments Balance	\$0.00

**Total Cash and Investments** **\$19,846,995.13**



Mason County Treasurer  
 Elisabeth (Lisa) Frazier  
 PO Box 429, 411 N 5th Street  
 Shelton, WA 98584  
 360-427-9670 ext 475

Financial Statement

September 2021

**800.000000.000.000 TREASURER'S DAILY CASH**

**Beginning Cash Balance** **\$25,330,149.51**

Tax Collections	\$0.00	
Accounts Receivable/Misc Receipts	\$0.00	
Transfers In	\$7,156,124.27	
<b>Total Revenue</b>		<b>\$7,156,124.27</b>
Accounts Payable/Warrants	\$0.00	
Transfers Out	\$3,612,150.86	
<b>Total Expense</b>		<b>\$3,612,150.86</b>

**Ending Cash Balance** **\$21,786,176.10**

**Investment Activity**

9/1/2021	Beginning Investments Balance	\$52,315,183.47	✓
	Investments Acquired	\$3,612,150.86	✓
	Investments Sold	\$7,156,124.27	✓
9/30/2021	Ending Investments Balance	\$48,771,210.06	✓

**Total Cash and Investments** **\$26,985,033.96**

9:55 AM

10/11/21

accrual Basis

**Mason County Treasurer's Office**  
**MONTHLY INVESTMENT - TREASURER**  
**As of September 30, 2021**

<u>Date</u>	<u>Num</u>	<u>Name</u>	<u>Memo</u>	<u>Split</u>	<u>Amount</u>	<u>Balance</u>
<b>STATE POOL INVESTMENT LEDGER</b>						52,315,183.47 ✓
<b>800000010 - TDC - STATE POOL</b>						44,327,932.32
09/03/2021	WIRE	INVESTMENT AC...		Inv Deposit	2,000,000.00	46,327,932.32
09/13/2021	WIRE	INVESTMENT AC...		Inv Deposit	736,574.75	47,064,507.07
09/14/2021	WIRE	INVESTMENT AC...		Inv Deposit	28,023.70	47,092,530.77
09/15/2021	WIRE	INVESTMENT AC...		Inv Deposit	146,120.61	47,238,651.38
09/20/2021	WIRE	INVESTMENT AC...		Inv Deposit	81,431.80	47,320,083.18
09/30/2021	WIRE	INVESTMENT AC...		Inv Deposit	620,000.00	47,940,083.18
09/01/2021	WIRE	INVESTMENT LIQ...		Inv Withdrawl	-217,890.00	47,722,193.18
09/08/2021	WIRE	INVESTMENT LIQ...		Inv Withdrawl	-15,589.21	47,706,603.97
09/10/2021	WIRE	INVESTMENT LIQ...		Inv Withdrawl	-3,237,000.00	44,469,603.97
09/10/2021	WIRE	INVESTMENT LIQ...	CORRECTION TO S...	Inv Withdrawl	-5,895.84	44,463,708.13
09/22/2021	WIRE	INVESTMENT LIQ...		Inv Withdrawl	-2,679,749.22	41,783,958.91
09/27/2021	WIRE	INVESTMENT LIQ...		Inv Withdrawl	-1,000,000.00	40,783,958.91
Total 800000010 - TDC - STATE POOL					-3,543,973.41	40,783,958.91
<b>800000030 - TDC - AGENCY BONDS</b>						7,987,251.15
Total 800000030 - TDC - AGENCY BONDS						7,987,251.15
Total STATE POOL INVESTMENT LEDGER					-3,543,973.41	48,771,210.06
<b>TOTAL</b>					<b>-3,543,973.41</b>	<b>48,771,210.06</b> ✓

11

**Investment Statement Balance Sheet**

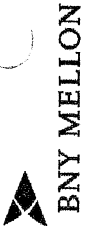
**Date: 9/30/2021**

<b>BYN MELLON Custodian Statement Investments Held</b>	<b>Treasurer's Cash Sheet Custodial Investments</b>	<b>Difference</b>
\$ 7,987,251.15	\$ 7,987,251.15	\$ -
		<b>Difference: Investment</b>

**Balanced by: HB**



September 30, 2021



**RECEIVED**

OCT 13 2021

0008574 02 SP 0.580 02 TR 00020 XBNED602 000000  
MASON COUNTY TREASURER  
NANCY MOORE  
411 N 5TH STREET SUITE 1  
SHELTON, WA 98584-3400

TREASURER, MASON COUNTY

Envelope Contents

Account Information	Number of Pages	Starting Page Number	Account Information	Number of Pages	Starting Page Number
MASON COUNTY TREASURER 232530	8	1 of 8			

13



**BNY MELLON**

The Bank of New York Mellon Trust Company, N.A.

**MASON COUNTY TREASURER**  
**NANCY MOORE**  
 411 N 5TH STREET SUITE 1  
 SHELTON, WA 98584-3400

**Account Statement**

Statement Period 09/01/2021 Through 09/30/2021

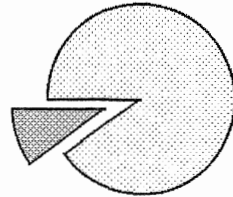
Account 232530 Base Currency = USD  
 MASON COUNTY TREASURER

**CLIENT SERVICE MANAGER:**  
 JACKSONVILLE, FL 32256

**Go Paperless.**  
 Securely access your accounts online to view your statements. Ask your BNY Mellon contact how we can help you access your account balances and activity in real time, receive your reports, enter your own transactions or submit an audit confirmation online. Also be sure to ask how NEXEN(SM) Gateway, our new cloud-based ecosystem, can help you.

Visit us at [www.bnymellon.com](http://www.bnymellon.com)

**Account Overview**



**Summary of Assets Held by Asset Classification**

Asset Classification	Market Value	Cost	Accrued Income	Estimated Annual Income	Market Yield
FIXED INCOME	7,250,592.90	7,234,063.65	17,565.43	51,839.00	0.71 %
CASH AND SHORT TERM	761,929.51	753,187.50	967.12	17,750.00	2.33 %
<b>ACCOUNT TOTALS</b>	<b>8,012,522.41</b>	<b>7,987,251.15</b>	<b>18,532.55</b>	<b>69,589.00</b>	<b>0.87 %</b>

**Summary of Cash Transactions by Transaction Category**

Transaction Category	Current Period		Year-to-Date	
	Income	Principal	Realized Gains/Losses	Income
<b>OPENING BALANCE</b>	<b>19,650.46-</b>	<b>19,650.46</b>		<b>18,688.41 -</b>
INTEREST	3,351.28	0.00	0.00	39,913.16
MUNICIPAL BOND INTEREST	0.00	0.00	0.00	5,138.25
SALES AND REDEMPTIONS	0.00	0.00	0.00	172.83
				850,000.00
				18,688.41



**BNY MELLON**

The Bank of New York Mellon Trust Company, N.A.

Statement Period 09/01/2021 Through 09/30/2021  
Account 232530 Base Currency = USD  
MASON COUNTY TREASURER

### Summary of Cash Transactions by Transaction Category - Continued

Transaction Category	Current Period			Year-to-Date		
	Income	Principal	Realized Gains/Losses	Income	Principal	Principal
OTHER CASH ADDITIONS	0.00	0.00	0.00	0.00	3,747,719.79	3,747,719.79
OTHER CASH DISBURSEMENTS	3,351.28	0.00	0.00	45,224.24	859,939.24	859,939.24
PURCHASES	0.00	0.00	0.00	962.05	3,736,818.50	3,736,818.50
<b>CLOSING BALANCE</b>	<b>19,650.46</b>	<b>19,650.46</b>	<b>0.00</b>	<b>19,650.46</b>	<b>19,650.46</b>	<b>19,650.46</b>

The above cash transactions summary is provided for information purposes only and may not reflect actual taxable income or deductible expenses as reportable under the Internal Revenue Code.

5



**BNY MELLON**

The Bank of New York Mellon Trust Company, N.A.

008574 XBINED602 004382



**Statement Period 09/01/2021 Through 09/30/2021**  
Account 232530 Base Currency = USD  
MASON COUNTY TREASURER

e 009040 n 048483 a 02 t DOM i PD3 s 88,0246

### Statement of Assets Held by Asset Classification

Shares/Par Value	Asset Description	Market Price	Market Value	Cost	Average Cost	Accrued Income	Estimated Income	Market Yield
500,000.000	<b>FIXED INCOME</b> FEDERAL NATIONAL MORTGAGE ASSOCIATION CUSIP: 3135G0T45 MATURITY DATE: 04/05/2022 RATE: 1.875% MOODY'S Aaa S&P AA+	100.92100	504,605.00 ✓	486,137.00 ✓	97.22740	4,583.33	9,375.00	1.86%
510,000.000	WASHINGTON HIGHER EDUCATION FACILITIES AUTHORITY CUSIP: 9397812X7 MATURITY DATE: 10/01/2022 RATE: 2.015% S&P A-	101.10100	515,615.10 ✓	512,748.90 ✓	100.53900	5,138.25	10,276.50	1.99%
250,000.000	FEDERAL FARM CREDIT BANKS FUNDING CORP CUSIP: 3133EMHES MATURITY DATE: 11/30/2022 RATE: 0.170% MOODY'S Aaa S&P AA+	99.94500	249,862.50 ✓	250,000.00 ✓	100.00000	142.85	425.00	0.17%
250,000.000	FEDERAL HOME LOAN MORTGAGE CORP CUSIP: 3134GWYQ3 MATURITY DATE: 04/06/2023 RATE: 0.220% MOODY'S Aaa S&P AA+	100.00300	250,007.50 ✓	250,000.00 ✓	100.00000	267.36	550.00	0.22%
250,000.000	FEDERAL HOME LOAN MORTGAGE CORP CUSIP: 3137EAEY1 MATURITY DATE: 10/16/2023 RATE: 0.125% MOODY'S Aaa S&P AA+	99.61500	249,037.50 ✓	249,127.75 ✓	99.65110	143.23	312.50	0.13%
250,000.000	UNITED STATES TREASURY NOTE/BOND CUSIP: 91282CBA8 MATURITY DATE: 12/15/2023 RATE: 0.125% MOODY'S Aaa	99.52300	248,807.50 ✓	249,246.25 ✓	99.69850	92.21	312.50	0.13%
250,000.000	FEDERAL FARM CREDIT BANKS FUNDING CORP CUSIP: 3133EMMNG MATURITY DATE: 01/11/2024 RATE: 0.190% MOODY'S Aaa S&P AA+	99.43700	248,592.50 ✓	249,925.75 ✓	99.97030	105.56	475.00	0.19%
250,000.000	FEDERAL HOME LOAN BANKS CUSIP: 3130AFW94 MATURITY DATE: 02/13/2024 RATE: 2.500% MOODY'S Aaa S&P AA+	105.05400	262,635.00 ✓	249,191.50 ✓	99.67660	833.33	6,250.00	2.38%
250,000.000	FEDERAL FARM CREDIT BANKS FUNDING CORP CUSIP: 3133EMBET MATURITY DATE: 03/28/2024	99.69400	249,235.00 ✓	250,000.00 ✓	100.00000	6.25	750.00	0.30%





**BNY MELLON**

The Bank of New York Mellon Trust Company, N.A.

Statement Period 09/01/2021 Through 09/30/2021  
Account 232530 Base Currency = USD  
MASON COUNTY TREASURER

### Statement of Assets Held by Asset Classification - Continued

Shares/Par Value	Asset Description	Market Price	Market Value	Cost	Average Cost	Accrued Income	Estimated Income	Market Yield
	RATE: 0.300% MOODY'S Aaa S&P AA+							
250,000.000	FEDERAL FARM CREDIT BANKS FUNDING CORP CUSIP: 3133EMGF3 MATURITY DATE: 05/16/2024 RATE: 0.350% MOODY'S Aaa S&P AA+	99.80300	249,507.50	250,000.00	100.00000	328.13	875.00	0.35%
250,000.000	UNITED STATES TREASURY NOTE/BOND CUSIP: 91282CCL3 MATURITY DATE: 07/15/2024 RATE: 0.375% MOODY'S Aaa S&P AA+	99.71100	249,277.50	249,813.75	99.92550	198.71	937.50	0.38%
250,000.000	UNITED STATES TREASURY STRIP COUPON CUSIP: 912833LS7 MATURITY DATE: 08/15/2024 RATE: 0.000% MOODY'S Aaa S&P AA+	98.48500	246,212.50	247,405.50	98.96220	0.00	0.00	0.00%
250,000.000	FEDERAL FARM CREDIT BANKS FUNDING CORP CUSIP: 3133EK6J0 MATURITY DATE: 11/08/2024 RATE: 1.625% MOODY'S Aaa S&P AA+	103.10900	257,772.50	250,000.00	100.00000	1,613.72	4,062.50	1.58%
250,000.000	FEDERAL FARM CREDIT BANKS FUNDING CORP CUSIP: 3133EMQQ8 MATURITY DATE: 11/12/2024 RATE: 0.300% MOODY'S Aaa S&P AA+	99.42300	248,557.50	249,906.75	99.96270	299.58	750.00	0.30%
250,000.000	FEDERAL HOME LOAN MORTGAGE CORP CUSIP: 3134GXGY4 MATURITY DATE: 12/23/2024 RATE: 0.375% MOODY'S Aaa S&P AA+	100.13480	250,337.00	250,337.00	100.13480	255.21	937.50	0.37%
250,000.000	FEDERAL HOME LOAN BANKS CUSIP: 3130AKMR4 MATURITY DATE: 01/15/2025 RATE: 0.330% MOODY'S Aaa S&P AA+	99.33800	248,345.00	250,000.00	100.00000	174.17	825.00	0.33%
250,000.000	UNITED STATES TREASURY NOTE/BOND CUSIP: 912828ZL7 MATURITY DATE: 04/30/2025 RATE: 0.375% MOODY'S Aaa S&P AA+	98.86300	247,157.50	248,044.25	99.21770	392.32	937.50	0.38%
500,000.000	FEDERAL HOME LOAN MORTGAGE CORP CUSIP: 3134GVYP7 MATURITY DATE: 05/27/2025 RATE: 0.500% MOODY'S Aaa	99.04900	495,245.00	499,013.50	99.80270	861.11	2,500.00	0.50%



**BNY MELLON**

The Bank of New York Mellon Trust Company, N.A.

Statement Period 09/01/2021 Through 09/30/2021  
Account 232530 Base Currency = USD  
MASON COUNTY TREASURER

### Statement of Assets Held by Asset Classification - Continued

Shares/Par Value	Asset Description	Market Price	Market Value	Cost	Average Cost	Accrued Income	Estimated Income	Market Yield
250,000.000	WELLS FARGO NATL BK WEST LA 17JAN23 CUSIP: 949495AQ8 MATURITY DATE: 01/17/2023 RATE: 1.900%	102.13546	255,338.65	250,000.00	100.000000	182.19	4,750.00	1.86%
<b>Total CASH AND SHORT TERM</b>								
			761,929.51	753,187.50		967.12	17,750.00	2.33%
<b>ACCOUNT TOTALS</b>								
			8,012,522.41	7,987,251.15		18,532.55	69,589.00	0.87%

Total Market Value Plus Total Accrued Income 8,031,054.96

### Statement of Transactions by Transaction Date

Transaction Date	Transaction Description	Income	Principal	Cost	Realized Gains/Losses
09/01/21	ACCOUNT OPENING PERIOD BALANCE	19,650.46-	19,650.46	7,987,251.15	
09/01/21	Interest WELLS FARGO BK N A SIOUX FA 31JAN22 RATE: 2.900% MATURITY: 01/31/22 TRADE DATE 09/01/21 SET/DATE 09/01/21 CUSIP 949763XG6	615.75	0.00	0.00	0.00
09/01/21	250,000.000 SHARES Cash Debit BNF: MASON COUNTY TREASURER SHELTON MAIN DETAIL: WIRE TO COLUMBIA BANK DETAIL: FROM BNYM CUSTODY ACCOUNT A/C WITH: COLUMBIA STATE BANK 98402,WA,US	615.75-	0.00	0.00	0.00
09/01/21	ACCOUNT CLOSING DAILY BALANCE	19,650.46-	19,650.46	7,987,251.15	
09/07/21	Interest FEDERAL HOME LOAN BANKS RATE: 0.800% MATURITY: 03/04/26 TRADE DATE 09/04/21 SET/DATE 09/04/21 CUSIP 3130ALEY6	1,000.00	0.00	0.00	0.00
09/07/21	250,000.000 SHARES Cash Debit BNF: MASON COUNTY TREASURER SHELTON MAIN DETAIL: WIRE TO COLUMBIA BANK DETAIL: FROM BNYM CUSTODY ACCOUNT A/C WITH: COLUMBIA STATE BANK 98402,WA,US	1,000.00-	0.00	0.00	0.00
09/07/21	ACCOUNT CLOSING DAILY BALANCE	19,650.46-	19,650.46	7,987,251.15	



**BNY MELLON**

The Bank of New York Mellon Trust Company, N.A.

008574 XBNEED602 004383



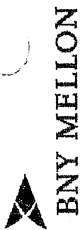
**Statement Period 09/01/2021 Through 09/30/2021**  
Account 232530 Base Currency = USD  
MASON COUNTY TREASURER

e 009040 n 048483 a 02 l DOM l PD3 s 88,0257

**Statement of Assets Held by Asset Classification - Continued**

Shares/Par Value	Asset Description	Market Price	Market Value	Cost	Average Cost	Accrued Income	Estimated Income	Market Yield
250,000,000	FEDERAL NATIONAL MORTGAGE ASSOCIATION CUSIP: 3135G05X7 MATURITY DATE: 08/25/2025 RATE: 0.375% MOODY'S Aaa S&P AA+	98.43100	246,077.50	246,443.75	98.57750	93.75	937.50	0.38%
250,000,000	FEDERAL HOME LOAN MORTGAGE CORP CUSIP: 3137EAEX3 MATURITY DATE: 09/23/2025 RATE: 0.375% MOODY'S Aaa S&P AA+	98.33500	245,837.50	249,817.25	99.92690	20.83	937.50	0.38%
250,000,000	UNITED STATES TREASURY NOTE/BOND CUSIP: 91282CBC4 MATURITY DATE: 12/31/2025 RATE: 0.375% MOODY'S Aaa S&P AA+	97.94900	244,872.50	247,578.75	99.03150	236.92	937.50	0.38%
250,000,000	FEDERAL FARM CREDIT BANKS FUNDING CORP CUSIP: 3133EMQX3 MATURITY DATE: 02/17/2026 RATE: 0.590% MOODY'S Aaa S&P AA+	98.95600	247,390.00	249,863.75	99.94550	180.28	1,475.00	0.60%
250,000,000	FEDERAL HOME LOAN BANKS CUSIP: 3130ALEY6 MATURITY DATE: 03/04/2026 RATE: 0.800% MOODY'S Aaa S&P AA+	99.46800	248,670.00	249,280.25	99.71210	150.00	2,000.00	0.80%
250,000,000	UNITED STATES TREASURY STRIP COUPON CUSIP: 912833LZ1 MATURITY DATE: 05/15/2026 RATE: 0.000% FEDERAL HOME LOAN BANKS CUSIP: 3130AMM41 MATURITY DATE: 06/16/2026 RATE: 1.000% MOODY'S Aaa S&P AA+	96.50800	248,320.80	250,182.00	96.22385	0.00	0.00	0.00%
500,000,000	FEDERAL HOME LOAN BANKS CUSIP: 3130AMM41 MATURITY DATE: 06/16/2026 RATE: 1.000% MOODY'S Aaa S&P AA+	99.72300	498,615.00	500,000.00	100.00000	1,458.33	5,000.00	1.00%
<b>Total FIXED INCOME</b>			<b>7,250,592.90</b>	<b>7,234,063.65</b>		<b>17,565.43</b>	<b>51,839.00</b>	<b>0.71%</b>
<b>CASH AND SHORT TERM</b>								
250,000,000	WELLS FARGO BK N A SIOUX FA 19JUL22 CUSIP: 949763JP2 MATURITY DATE: 07/19/2022 RATE: 2.300%	101.69363	254,234.06	253,187.50	101.27500	189.04	5,750.00	2.26%
250,000,000	WELLS FARGO BK N A SIOUX FA 31JAN22 CUSIP: 949763XG6 MATURITY DATE: 01/31/2022 RATE: 2.900%	100.94272	252,356.80	250,000.00	100.00000	595.89	7,250.00	2.87%

19



The Bank of New York Mellon Trust Company, N.A.

Statement Period 09/01/2021 Through 09/30/2021  
 Account 232530 Base Currency = USD  
 MASON COUNTY TREASURER

Statement of Transactions by Transaction Date - Continued

Transaction Date	Transaction Description	Income	Principal	Cost	Realized Gains/Losses
09/17/21	Interest WELLS FARGO NATL BK WEST LA 17JAN23 RATE: 1.900% MATURITY: 01/17/23 TRADE DATE 09/17/21 SET/DATE 09/17/21 CUSIP 949495AQ8 250,000.000 SHARES Cash Debit	403.42	0.00	0.00	0.00
09/17/21	BNF: MASON COUNTY TREASURER SHELTON MAIN DETAIL: WIRE TO COLUMBIA BANK DETAIL: FROM BNYM CUSTODY ACCOUNT A/C WITH: COLUMBIA STATE BANK 98402,WA,US	403.42-	0.00	0.00	0.00
09/17/21	ACCOUNT CLOSING DAILY BALANCE	19,650.46-	19,650.46	7,987,251.15	0.00
09/20/21	Interest WELLS FARGO BK N A SIOUX FA 19JUL22 RATE: 2.300% MATURITY: 07/19/22 TRADE DATE 09/19/21 SET/DATE 09/19/21 CUSIP 949763JP2 250,000.000 SHARES Cash Debit	488.36	0.00	0.00	0.00
09/20/21	BNF: MASON COUNTY TREASURER SHELTON MAIN DETAIL: WIRE TO COLUMBIA BANK DETAIL: FROM BNYM CUSTODY ACCOUNT A/C WITH: COLUMBIA STATE BANK 98402,WA,US	488.36-	0.00	0.00	0.00
09/20/21	ACCOUNT CLOSING DAILY BALANCE	19,650.46-	19,650.46	7,987,251.15	0.00
09/23/21	Interest FEDERAL HOME LOAN MORTGAGE CORP RATE: 0.375% MATURITY: 09/23/25 TRADE DATE 09/23/21 SET/DATE 09/23/21 CUSIP 3137EAEX3 250,000.000 SHARES Cash Debit	468.75	0.00	0.00	0.00
09/23/21	BNF: MASON COUNTY TREASURER SHELTON MAIN DETAIL: WIRE TO COLUMBIA BANK DETAIL: FROM BNYM CUSTODY ACCOUNT A/C WITH: COLUMBIA STATE BANK 98402,WA,US	468.75-	0.00	0.00	0.00
09/23/21	ACCOUNT CLOSING DAILY BALANCE	19,650.46-	19,650.46	7,987,251.15	0.00
09/28/21	Interest FEDERAL FARM CREDIT BANKS FUNDING CORP RATE: 0.300% MATURITY: 03/28/24 TRADE DATE 09/28/21 SET/DATE 09/28/21	375.00	0.00	0.00	0.00

20



**BNY MELLON**

The Bank of New York Mellon Trust Company, N.A.

Statement Period 09/01/2021 Through 09/30/2021  
Account 292530 Base Currency = USD  
MASON COUNTY TREASURER

### Statement of Transactions by Transaction Date - Continued

Transaction Date	Transaction Description	Income	Principal	Cost	Realized Gains/Losses
09/28/21	CUSIP 3133EMBE1 250,000.000 SHARES Cash Debit BNF: MASON COUNTY TREASURER SHELTON MAIN DETAIL: WIRE TO COLUMBIA BANK DETAIL: FROM BNYM CUSTODY ACCOUNT A/C WITH: COLUMBIA STATE BANK 98402,WA,US	375.00-	0.00	0.00	0.00
09/28/21	<b>ACCOUNT CLOSING DAILY BALANCE</b>	19,650.46-	19,650.46	7,987,251.15	0.00
09/30/21	<b>ACCOUNT CLOSING PERIOD BALANCE</b>	19,650.46-	19,650.46	7,987,251.15	0.00

Cumulative realized capital gain and loss position from 12/31/2020 for securities held in principal of account:

Short Term: 0.00 \* Long Term: 2,661.30 \*

\* The above gain and loss position does not include transactions where tax cost information is incomplete or unavailable.

21

Cash and securities set forth on this Account Statement are held by The Bank of New York Mellon, an affiliate of The Bank of New York Mellon Trust Company, N.A. In addition, The Bank of New York Mellon Trust Company, N.A. may utilize subsidiaries and affiliates to provide services and certain products to the Account. Subsidiaries and affiliates may be compensated for their services and products.

The value of securities set forth on this Account Statement are obtained by The Bank of New York Mellon from unaffiliated third parties (including independent pricing vendors). The Bank of New York Mellon has not verified such market values or information and makes no assurance as to the accuracy or correctness of such market values or information or that the market values set forth on this Account Statement reflect the value of the securities that can be realized upon the sale of such securities. In addition, the market values for the securities set forth in this Account Statement may differ from the market prices and information for the same securities used by other business units of The Bank of New York Mellon Trust Company, N.A., The Bank of New York Mellon or their respective subsidiaries or affiliates based upon market prices and information received from other third party pricing services utilized by such other business units. Corporate Trust does not compare its market values with those used by, or reconcile different market values used by, other business units of The Bank of New York Mellon Trust Company, N.A., The Bank of New York Mellon or their respective subsidiaries or affiliates. Neither The Bank of New York Mellon Trust Company, N.A. nor The Bank of New York Mellon shall be liable for any loss, damage or expense incurred as a result of or arising from or related to the market values or information provided by third party pricing services or the differences in market prices or information provided by other third party pricing services.

**Investment Statement Balance Sheet**

**Date: 9/30/2021**

**Local Government Investment**

<b>Pool (LGIP) Statement Investments</b>	<b>Treasurer's Cash Sheet LGIP Investments</b>	<b>Difference</b>
\$ 192,855,658.01	\$ 192,841,447.09	\$ (14,210.92)

**Difference:**

**September Investment Interest Earned**

**Balanced by: HB**

Local Government Investment Pool  
Statement of Account for No: 10230  
Primary Account  
September 2021

0.00\$\*

LISA FRAZIER  
MASON COUNTY  
PO BOX 429  
SHELTON, WA 98584-8584

40,783,958.910 +  
152,057,488.18 +  
192,841,447.09 \*

Date	Description	Comment	Deposits	Withdrawals	Balance
09/01/2021	Beginning Balance				199,419,554.55
09/03/2021	Deposit		2,322,775.66		201,742,330.21
09/08/2021	Deposit		478,702.73		202,221,032.94
09/10/2021	Withdrawal			3,229,835.12	198,991,197.82
09/22/2021	Withdrawal			2,679,749.22	196,311,448.60
09/27/2021	Withdrawal			1,009,600.00	195,301,848.60
09/30/2021	Withdrawal			2,460,401.51	192,841,447.09
09/30/2021	Month End Balance				192,841,447.09
	September Earnings	Daily Factor Earnings	14,210.92		
	Net Ending Balance				192,855,658.01

Account Summary

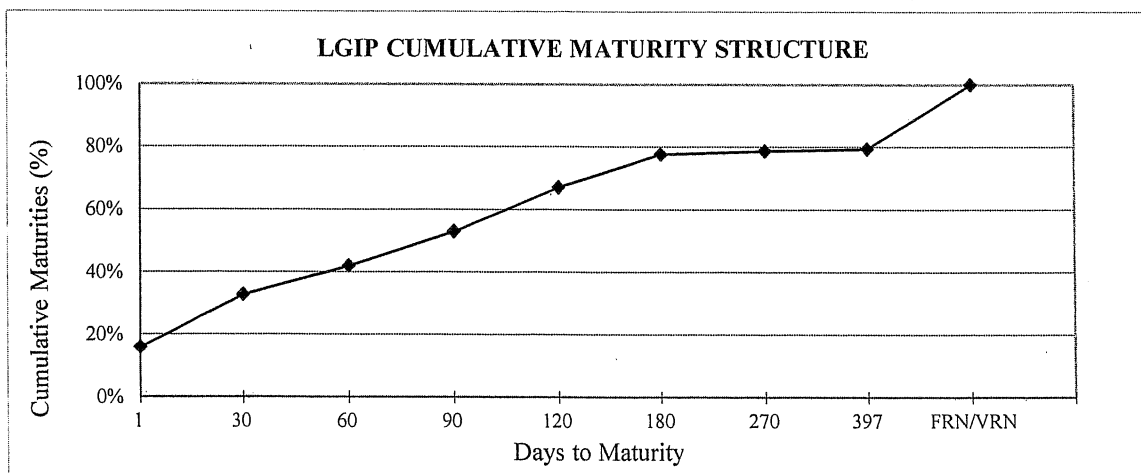
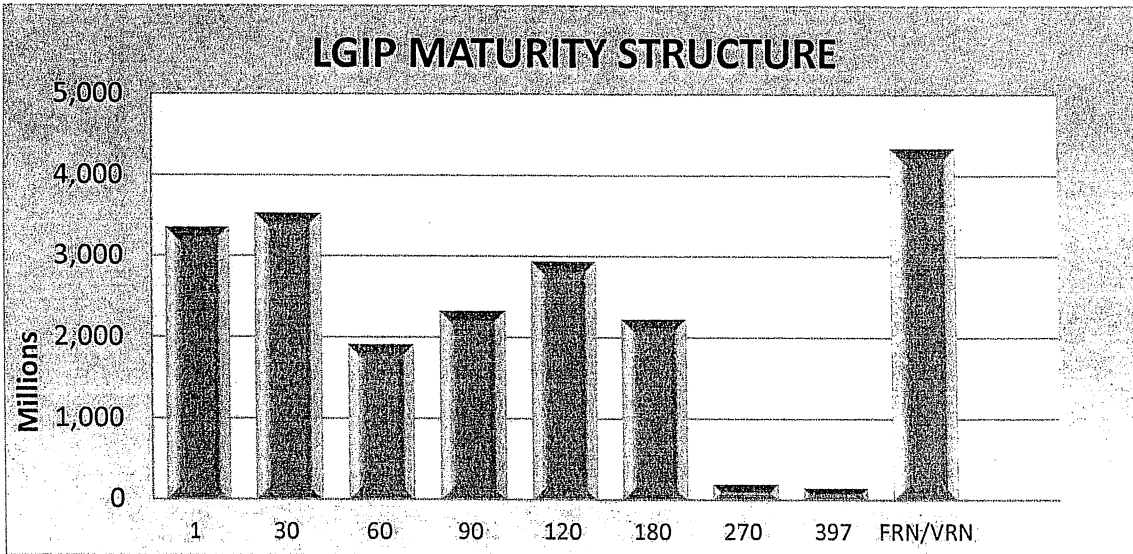
Beginning Balance:	199,419,554.55	Gross Earnings:	15,177.77
Deposits:	2,801,478.39	Administrative Fee:	966.85
Withdrawals:	9,379,585.85	Net Earnings:	14,210.92
Month End Balance:	192,841,447.09		
Administrative Fee Rate:	0.0059 %	Net Ending Balance:	192,855,658.01
Gross Earnings Rate:	0.0929 %		
Net Earnings Rate:	0.0870 %	Average Daily Balance:	198,673,047.86

**WASHINGTON STATE  
LOCAL GOVERNMENT INVESTMENT POOL  
September 30, 2021**

<u>DAYS TO MATURITY</u>	<u>\$ MATURING (PAR VALUE)*</u>	<u>% MATURING</u>	<u>CUMULATIVE % MATURING</u>
1	3,357.19	16.0%	16.0%
2-30	3,533.95	16.8%	32.8%
31-60	1,919.90	9.1%	42.0%
61-90	2,332.23	11.1%	53.1%
91-120	2,941.63	14.0%	67.1%
121-180	2,233.75	10.6%	77.7%
181-270	200.00	1.0%	78.7%
271-397	150.00	0.7%	79.4%
FRN/VRN	4,333.81	20.6%	100.0%

**PORTFOLIO TOTAL:** 21,002.46

\* Amounts in millions of dollars

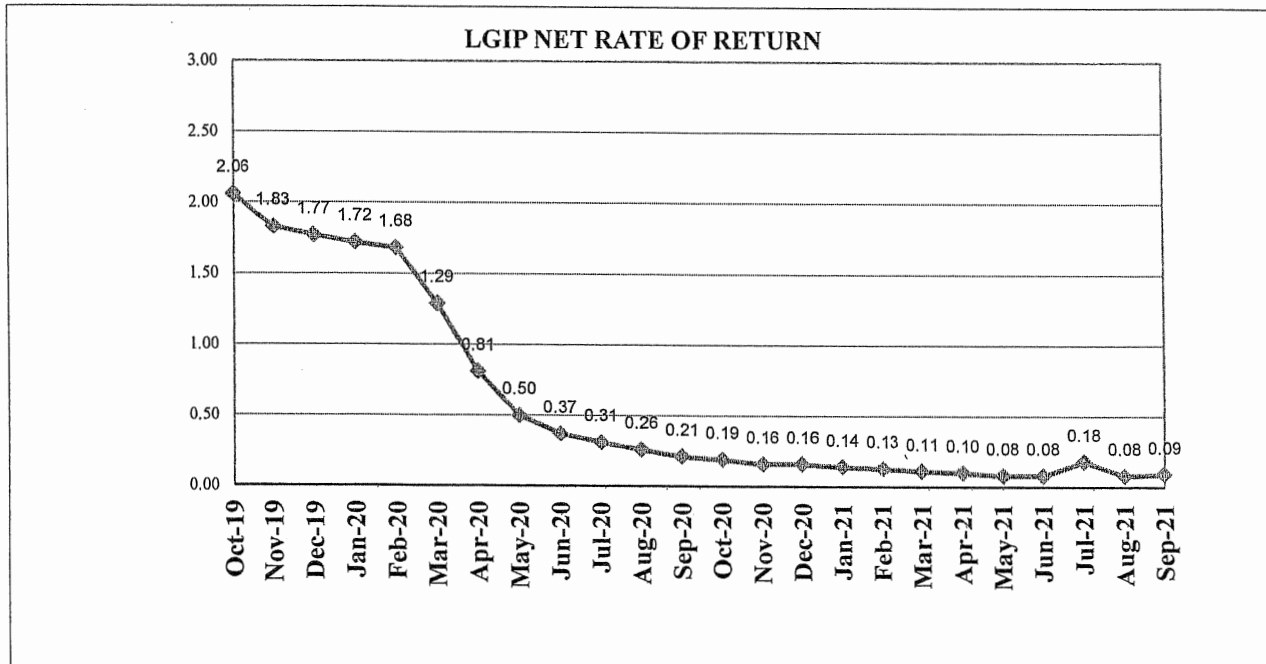




**WASHINGTON STATE  
LOCAL GOVERNMENT INVESTMENT POOL  
September 30, 2021**

Investment Type	Average Balance	Sep-21	Average Balance	2021
	<u>Sep-21</u>	<u>Percentage</u>	<u>CY 2021</u>	<u>Percentage</u>
Agency Bullets	49,999,741.89	0.23%	66,922,994.48	0.31%
Agency Discount Notes	908,056,161.47	4.20%	743,916,409.46	3.41%
Agency Floating Rate Notes	2,993,528,632.58	13.84%	2,534,166,630.94	11.62%
Agency Variable Rate Notes	199,973,584.87	0.92%	210,747,933.64	0.97%
Certificates of Deposit	86,625,000.00	0.40%	127,511,446.89	0.58%
IB Bank Deposit	2,252,495,324.95	10.41%	2,278,277,963.21	10.45%
Repurchase Agreements	951,666,666.67	4.40%	657,417,582.41	3.01%
SOFR Floating Rate Notes	0.00	0.00%	0.00	0.00%
Supras - Bullets	100,644,476.33	0.47%	165,493,169.65	0.76%
Supras - Discount Notes	99,971,000.00	0.46%	123,782,781.24	0.57%
Supras- Floating Rate Notes	0.00	0.00%	0.00	0.00%
Supras - Variables	0.00	0.00%	0.00	0.00%
Term Repurchase Agreements	323,333,333.33	1.49%	493,406,593.41	2.26%
U.S. Treasury Securities	12,619,932,139.43	58.33%	13,373,827,867.18	61.33%
US Treasury Floating Rate Notes	1,047,748,331.29	4.84%	1,031,726,017.17	4.73%
<b>Total Avg Daily Balance</b>	<b>21,633,974,392.80</b>	<b>100.00%</b>	<b>21,807,197,389.69</b>	<b>100.00%</b>

Avg Days to Maturity 50 days



\* Rates are calculated on a 365-day basis

Mason County, WA

Investment Activity LGIP Effective Date From: 9/1/2021 to 9/30/2021

Fund Code	Account Name	Account Description	Investments		Ending Balance	
			Beginning Balance	Acquired		
103-000000-000-000	RURAL SALES & USE TAX FUND	CASH IN INVESTMENTS	1,057,896.27	97,198.36	325.00	1,154,769.63
104-000000-000-000	AUDITOR'S O&M FUND	CASH IN INVESTMENTS	148,438.41	0.00	0.00	148,438.41
105-000000-000-000	COUNTY ROAD	CASH IN INVESTMENTS	753,650.46	0.00	0.00	753,650.46
106-000000-000-000	PATHS & TRAILS RESERVE	CASH IN INVESTMENTS	165,000.00	0.00	0.00	165,000.00
109-000000-000-000	ELECTION EQUIPMENT HOLDING FND	CASH IN INVESTMENTS	145,000.00	0.00	0.00	145,000.00
118-000000-000-000	ABATEMENT/REPAIR/DEMOLITION	CASH IN INVESTMENTS	278,026.12	80.00	75.00	278,031.12
120-000000-000-000	REET ELECTRONIC TECHNOLOGY	CASH IN INVESTMENTS	79,844.58	2,013.58	0.00	81,858.16
155-000000-000-000	MASON COUNTY	CASH IN INVESTMENTS	5,500,000.00	0.00	0.00	5,500,000.00
163-000000-000-000	LODGING TAX (HOTEL/MOTEL)	CASH IN INVESTMENTS	125,000.00	0.00	0.00	125,000.00
164-000000-000-000	MENTAL HEALTH	CASH IN INVESTMENTS	1,682,959.12	90,000.00	19,018.91	1,763,940.21
180-000000-000-000	TREASURER'S M&O FUND	CASH IN INVESTMENTS	92,430.01	30,000.00	0.00	122,430.01
190-000000-000-000	VETERAN'S ASSISTANCE FUND	CASH IN INVESTMENTS	110,855.32	0.00	5,200.00	105,655.32
192-000000-000-000	SKOKOMISH FLOOD ZONE	CASH IN INVESTMENTS	15,630.06	0.00	0.00	15,630.06
194-000000-000-000	MASON LAKE AQUATIC WEEDS MGMT	CASH IN INVESTMENTS	90,235.98	0.00	0.00	90,235.98
195-000000-000-000	MASON COUNTY	CASH IN INVESTMENTS	2,227.39	0.00	0.00	2,227.39
199-000000-000-000	ISLAND LAKE MGMT DISTRICT #1	CASH IN INVESTMENTS	24,841.18	0.00	0.00	24,841.18
215-000000-000-000	MASON CTY LTGO 2013 BOND	CASH IN INVESTMENTS - POOL	166,382.48	0.00	0.00	166,382.48
250-000000-000-000	MC 2008 LTGO BOND FUND	CASH IN INVESTMENTS	263,743.21	0.00	0.00	263,743.21
350-000000-000-000	REET 1 CAPITAL IMPROVEMENTS	CASH IN INVESTMENTS	1,392,249.95	160,000.00	0.00	1,552,249.95
351-000000-000-000	REET 2 CAPITAL IMPROVEMENTS	CASH IN INVESTMENTS	3,835,649.66	115,000.00	0.00	3,950,649.66
402-000000-000-000	MASON COUNTY LANDFILL	CASH IN INVESTMENTS	144,515.22	0.00	0.00	144,515.22
403-000000-000-000	N.BAY/CASE INLET UTILITY	CASH IN INVESTMENTS	580,881.83	0.00	0.00	580,881.83
411-000000-000-000	RUSTLEWOOD SEWER & WATER	CASH IN INVESTMENTS	26,078.27	0.00	0.00	26,078.27
412-000000-000-000	BEARDS COVE WATER	CASH IN INVESTMENTS	257,871.10	0.00	0.00	257,871.10
413-000000-000-000	BELFAIR WW & WATER RECLAMATION	CASH IN INVESTMENTS	252.94	0.00	0.00	252.94
428-000000-000-000	CUM RESERVE LANDFILL	CASH IN INVESTMENTS	443,842.88	0.00	0.00	443,842.88
429-000000-000-000	RESERVE BEARDS COVE	CASH IN INVESTMENTS	185,919.41	0.00	0.00	185,919.41
501-000000-000-000	EQUIPMENT RENTAL & REVOLVING	CASH IN INVESTMENTS	732,752.31	0.00	0.00	732,752.31
662-001010-000-000	CEMETERY DISTRICT #1	CASH IN INVESTMENTS	72,000.00	0.00	0.00	72,000.00
665-003010-000-000	FIRE DISTRICT #3 EXPENSE FUND	CASH IN INVESTMENTS	67,000.00	0.00	15,000.00	52,000.00
665-003020-000-000	FIRE DISTRICT #3 RESERVE FUND	CASH IN INVESTMENTS	147,850.54	0.00	0.00	147,850.54
665-003040-000-000	FIRE DISTRICT #3 EMS FUND	CASH IN INVESTMENTS	464,258.41	0.00	23,000.00	441,258.41
665-004020-000-000	FIRE DISTRICT #4 RESERVE FUND	CASH IN INVESTMENTS	150,461.92	0.00	0.00	150,461.92
665-006020-000-000	FIRE DISTRICT #6 RESERVE FUND	CASH IN INVESTMENTS	125,419.63	0.00	0.00	125,419.63
665-010010-000-000	FIRE DISTRICT #10 EXPENSE	CASH IN INVESTMENTS - POOL	2,637,971.64	0.00	224,955.14	2,413,016.50
665-010030-000-000	FIRE DISTRICT #10 CONSTR FUND	CASH IN INVESTMENTS	6,132,865.02	0.00	511,619.61	5,621,245.41
665-011010-000-000	FIRE DISTRICT #11 EXPENSE FUND	CASH IN INVESTMENTS	132,818.52	0.00	0.00	132,818.52
665-011040-000-000	FIRE DISTRICT #11 EMS FUND	CASH IN INVESTMENTS	210,610.83	0.00	0.00	210,610.83
665-012010-000-000	FIRE DISTRICT #12 EXPENSE FUND	CASH IN INVESTMENTS	3,000.00	0.00	0.00	3,000.00

26

Mason County, WA

Investment Activity LGIP Effective Date From: 9/1/2021 to 9/30/2021

665-012020-000-000	FIRE DISTRICT #12 RESERVE FUND	CASH IN INVESTMENTS	18,726.64	0.00	0.00	18,726.64
665-012040-000-000	FIRE DISTRICT #12 EMS FUND	CASH IN INVESTMENTS	9,765.38	0.00	0.00	9,765.38
665-012060-000-000	FIRE DISTRICT #12 BOND FUND	CASH IN INVESTMENTS	3,301.67	0.00	0.00	3,301.67
665-013020-000-000	FIRE DISTRICT #13 RESERVE FUND	CASH IN INVESTMENTS	2,131.03	0.00	0.00	2,131.03
665-016010-000-000	FIRE DISTRICT #16 EXPENSE FUND	CASH IN INVESTMENTS	5,248.67	0.00	0.00	5,248.67
665-016020-000-000	FIRE DISTRICT #16 RESERVE FUND	CASH IN INVESTMENTS	110,942.08	0.00	0.00	110,942.08
665-016040-000-000	FIRE DISTRICT #16 EMS FUND	CASH IN INVESTMENTS	700.00	0.00	0.00	700.00
665-017010-000-000	FIRE DISTRICT #17 EXPENSE FUND	CASH IN INVESTMENTS	30,531.68	0.00	0.00	30,531.68
665-017040-000-000	FIRE DISTRICT #17 EMS FUND	CASH IN INVESTMENTS	86,665.44	0.00	0.00	86,665.44
665-018010-000-000	FIRE DISTRICT #18 EXPENSE FUND	CASH IN INVESTMENTS	144,511.04	0.00	0.00	144,511.04
665-018020-000-000	FIRE DISTRICT #18 RESERVE FUND	CASH IN INVESTMENTS	137,916.00	0.00	0.00	137,916.00
665-018040-000-000	FIRE DISTRICT #18 EMS FUND	CASH IN INVESTMENTS	116,362.33	0.00	0.00	116,362.33
665-018060-000-000	FIRE DISTRICT #18 BOND FUND	CASH IN INVESTMENTS	23.43	0.00	0.00	23.43
668-010010-000-000	MASON COUNTY TRANSIT	CASH IN INVESTMENTS	12,000,000.00	0.00	0.00	12,000,000.00
670-000010-000-000	PORT OF ALLYN EXPENSE FUND	CASH IN INVESTMENTS	30,814.73	0.00	0.00	30,814.73
670-005010-000-000	PORT OF ALLYN INDUSTRIAL DEV	CASH IN INVESTMENTS	21,123.36	0.00	0.00	21,123.36
670-006010-000-000	PORT OF ALLYN WATER SYSTEM	CASH IN INVESTMENTS	2,300.00	0.00	0.00	2,300.00
670-010010-000-000	PORT OF DEWATTO	CASH IN INVESTMENTS	200,000.00	0.00	0.00	200,000.00
670-020010-000-000	PORT OF GRAPEVIEW	CASH IN INVESTMENTS	836.62	0.00	0.00	836.62
670-020030-000-000	PORT OF GRAPEVIEW CAPL. CONST.	CASH IN INVESTMENTS	7,832.30	0.00	0.00	7,832.30
670-030010-000-000	PORT OF HOODSPORT	CASH IN INVESTMENTS	226,952.17	0.00	0.00	226,952.17
675-001010-000-000	HOSPITAL DISTRICTS	CASH IN INVESTMENTS	13,045,182.16	2,022.66	571,217.48	12,475,987.34
675-001015-000-000	PHD #1 ADMINISTRATIVE FUND	CASH IN INVESTMENTS	60,036,603.27	46,803.73	0.00	60,083,407.00
675-001020-000-000	PUB.HOSP.#1 EMPLOYEES MED BEN	CASH IN INVESTMENTS	62,672.62	8.98	0.00	62,681.60
675-001035-000-000	MGH FUNDED DEPRECIATION	CASH IN INVESTMENTS	5,253,617.95	752.71	0.00	5,254,370.66
675-001064-000-000	SERIES 2019 BOND PROJECT FUND	CASH IN INVESTMENTS	5,054,395.78	724.18	0.00	5,055,119.96
675-002015-000-000	HOSPITAL #2	CASH IN INVESTMENTS	680,000.00	0.00	0.00	680,000.00
685-042010-000-000	SCHOOL DISTRICT #42 GENERAL	CASH IN INVESTMENTS	394,819.29	0.00	0.00	394,819.29
685-042030-000-000	SCHOOL DIST. #42 CAP. PROJECT	CASH IN INVESTMENTS	5,924.67	0.00	0.00	5,924.67
685-042060-000-000	SCHOOL DIST. #42 DEBT. SERVICE	CASH IN INVESTMENTS	67,166.60	0.00	0.00	67,166.60
685-042080-000-000	SCHOOL DISTRICT #42 ASB	CASH IN INVESTMENTS	1,683.69	0.00	0.00	1,683.69
685-042090-000-000	SCHOOL DISTRICT #42 TRANS VEH	CASH IN INVESTMENTS	216.95	0.00	0.00	216.95
685-054010-000-000	SCHOOL DISTRICT #54 GENERAL	CASH IN INVESTMENTS	477,608.07	0.00	200,000.00	277,608.07
685-054030-000-000	SCHOOL DIST. #54 CAP. PROJECT	CASH IN INVESTMENTS	133,665.01	0.00	0.00	133,665.01
685-054060-000-000	SCHOOL DISTRICT #54 DEBIT SERV	CASH IN INVESTMENTS	382,499.00	0.00	0.00	382,499.00
685-054080-000-000	SCHOOL DISTRICT #54 ASB FUND	CASH IN INVESTMENTS	7,394.72	0.00	0.00	7,394.72
685-054090-000-000	SCHOOL DISTRICT #54 TRANS VEH	CASH IN INVESTMENTS	56,603.80	20,000.00	0.00	76,603.80
685-309010-000-000	SCHOOL DISTRICT #309 GENERAL	CASH IN INVESTMENTS	2,608,534.96	90,368.80	1,000,000.00	1,698,903.76
685-309030-000-000	SCHOOL DIST. #309 CAP PROJECT	CASH IN INVESTMENTS	205,360.54	163,611.17	40,335.96	328,635.75
685-309050-000-000	SD. #309 TRUST & AGENCY FUND	CASH IN INVESTMENTS	236,682.61	0.00	702.12	235,980.49
685-309060-000-000	SCHOOL DIST. #309 DEBT SERVICE	CASH IN INVESTMENTS	2,625,742.56	70,096.52	0.00	2,695,839.08

Mason County, WA

Investment Activity LGIP Effective Date From: 9/1/2021 to 9/30/2021

685-309080-000-000	SCHOOL DISTRICT #309 ASB FUND	429,309.08	12,705.09	0.00	442,014.17
685-309090-000-000	SCHOOL DIST. #309 TRANS VEHI	355,238.33	25.58	133,561.47	221,702.44
685-311010-000-000	SCHOOL DISTRICT #311 GENERAL	5,579,922.49	0.00	195,150.78	5,384,771.71
685-311030-000-000	SCHOOL DIST. #311 CAP. PROJECT	747,099.92	0.00	39,160.29	707,939.63
685-311060-000-000	SCHOOL DISTRICT #311 DEBIT SER	623.38	0.09	0.00	623.47
685-311080-000-000	SCHOOL DISTRICT #311 ASB FUND	18,869.34	442.75	0.00	19,312.09
685-311090-000-000	SCHOOL DIST. #311 TRANS VEHI	131,359.18	5.19	0.00	131,364.37
685-402010-000-000	SCHOOL DISTRICT #402 GENERAL	2,820,411.17	0.00	0.00	2,820,411.17
685-402030-000-000	SCHOOL DIST. #402 CAP. PROJECT	99,868.00	0.00	0.00	99,868.00
685-402060-000-000	SCHOOL DIST #402 DEBT. SERVICE	560,864.61	0.00	0.00	560,864.61
685-402080-000-000	SCHOOL DISTRICT #402 ASB FUND	51,313.12	0.00	0.00	51,313.12
685-402090-000-000	SCHOOL DIST. #402 TRANS VEHI	52,818.14	0.00	0.00	52,818.14
685-403010-000-000	SCHOOL DISTRICT #403 GENERAL	4,168,768.64	0.00	927,537.38	3,241,231.26
685-403030-000-000	SCHOOL DIST. #403 CAP. PROJECT	460,569.78	0.00	25,670.16	434,899.62
685-403060-000-000	SCHOOL DIST. #403 DEBT. SERVICE	1,537,404.19	40,099.36	923.84	1,576,579.71
685-403080-000-000	SCHOOL DISTRICT #403 ASB FUND	390,502.89	16,043.98	0.00	406,546.87
685-403090-000-000	SCHOOL DISTRICT #403 TRANS VEHI	339,511.70	26.82	0.00	339,538.52
685-404010-000-000	SCHOOL DISTRICT #404 GENERAL	1,615,041.25	200,000.00	350,000.00	1,465,041.25
685-404030-000-000	SCHOOL DIST. #404 CAP. PROJECT	655,465.00	29,000.00	13,000.00	671,465.00
685-404050-000-000	SCHOOL DIST #404 TRUST & AGENCY	64,452.16	100.00	0.00	64,552.16
685-404060-000-000	SCHOOL DIST #404 DEBT. SERVICE	1,054,702.39	84,800.00	0.00	1,139,502.39
685-404080-000-000	SCHOOL DIST #404 ASB FUND	23,892.76	390.00	0.00	24,282.76
685-404090-000-000	DIST 404 TRANS VEHICLE FUND	125,474.79	71,700.00	0.00	197,174.79
690-001010-000-000	BELFAIR WATER DIST #1 M&O	711.57	0.00	0.00	711.57
690-001045-000-000	BELFAIR WATER DIST. #1 IMPROVM	1,048.51	0.00	0.00	1,048.51
690-002010-000-000	TRAILS END WATER DIST #2 GENER	27,481.80	0.00	0.00	27,481.80
690-002020-000-000	TEW DIST #2 RESERVE MAINTENANCE	26,983.79	0.00	0.00	26,983.79
690-002065-000-000	TEW DIST. #2 WATER REVENUE	118,781.64	0.00	0.00	118,781.64
690-002130-000-000	TEW DIST. #2 ASSESSMENT REVE.	8,533.18	0.00	0.00	8,533.18
690-003020-000-000	MLWD#3 CAPITAL IMPROV. RESERVE	126,234.80	0.00	0.00	126,234.80
690-005010-000-000	HARSTENE POINTE WTR-SWR DIST.	130,000.00	0.00	0.00	130,000.00
690-005020-000-000	HARSTENE POINTE WTR-SWR RESRV	269,796.00	38.66	0.00	269,834.66
690-005030-000-000	HARSTENE POINTE WTR-SWR ECOLOG	40,536.27	5.80	0.00	40,542.07
690-005050-000-000	FIRE DISTRICT 5 LTGO 2013	74,678.05	6,787.51	81,431.80	33.76
690-005070-000-000	HARTSTENE PTE WTR REV. BOND'12	36,431.28	332.91	0.00	36,764.19
800-000000-000-010	TREASURER DAILY CASH - ST POOL	44,327,932.32	3,612,150.86	7,156,124.27	40,783,958.91
<b>Grand Total</b>		<b>199,412,121.01</b>	<b>4,963,335.29</b>	<b>11,534,009.21</b>	<b>192,841,447.09</b>

28

**Mason County Treasurer's Office**  
**Account QuickReport**  
**As of September 30, 2021**

Type	Date	Num	Name	Memo	Split	Amount	Balance
<b>STATE POOL INVESTMENT LEDGER</b>							193,585,720.01
<b>155-AMERICAN RESCUE PLAN ACT</b>							0.00
General Journal	06/28/2021	WIRE	INVESTMENT ACQ...		Inv Deposit	6,000,000.00	6,000,000.00
General Journal	08/11/2021	WIRE	INVESTMENT LIQUI...		Inv Withdrawl	-500,000.00	5,500,000.00
Total 155-AMERICAN RESCUE PLAN ACT						5,500,000.00	5,500,000.00
<b>665010040-FIRE DIST #10 EMS</b>							0.00
General Journal	06/07/2021	WIRE	INVESTMENT ACQ...		Inv Deposit	621,499.71	621,499.71
General Journal	06/15/2021	WIRE	INVESTMENT LIQUI...		Inv Withdrawl	-621,499.71	0.00
Total 665010040-FIRE DIST #10 EMS						0.00	0.00
<b>665018060 - FIRE DIST #18 BOND</b>							0.00
General Journal	03/15/2021	WIRE	INVESTMENT ACQ...		Inv Deposit	23.43	23.43
Total 665018060 - FIRE DIST #18 BOND						23.43	23.43
<b>195 - SPENCER LAKE MANAGEMENT</b>							6,683.69
General Journal	01/14/2021	WIRE	INVESTMENT ACQ...		Inv Deposit	110.83	6,794.52
General Journal	02/16/2021	WIRE	INVESTMENT ACQ...		Inv Deposit	112.68	6,907.20
General Journal	03/11/2021	WIRE	INVESTMENT ACQ...		Inv Deposit	1,001.41	7,908.61
General Journal	04/15/2021	WIRE	INVESTMENT ACQ...		Inv Deposit	2,038.47	9,947.08
General Journal	05/24/2021	WIRE	INVESTMENT ACQ...		Inv Deposit	2,000.00	11,947.08
General Journal	06/17/2021	WIRE	INVESTMENT ACQ...		Inv Deposit	1,900.00	13,847.08
General Journal	08/05/2021	WIRE	INVESTMENT LIQUI...		Inv Withdrawl	-9,662.68	4,184.40
General Journal	08/12/2021	WIRE	INVESTMENT LIQUI...		Inv Withdrawl	-1,813.00	2,371.40
General Journal	08/19/2021	WIRE	INVESTMENT LIQUI...		Inv Withdrawl	-144.01	2,227.39
Total 195 - SPENCER LAKE MANAGEMENT						-4,456.30	2,227.39
<b>675001064 - PHD #1 2019 SERIES</b>							5,050,583.83
General Journal	01/29/2021	WIRE	INVESTMENT ACQ...		Inv Deposit	636.30	5,051,220.13
General Journal	02/23/2021	WIRE	INVESTMENT ACQ...		Inv Deposit	636.07	5,051,856.20
General Journal	03/15/2021	WIRE	INVESTMENT ACQ...		Inv Deposit	568.30	5,052,424.50
General Journal	04/13/2021	WIRE	INVESTMENT ACQ...		Inv Deposit	496.29	5,052,920.79
General Journal	05/14/2021	WIRE	INVESTMENT ACQ...		Inv Deposit	464.39	5,053,385.18
General Journal	06/08/2021	WIRE	INVESTMENT ACQ...		Inv Deposit	400.97	5,053,786.15
General Journal	07/23/2021	WIRE	INVESTMENT ACQ...		Inv Deposit	312.25	5,054,098.40
General Journal	08/06/2021	WIRE	INVESTMENT ACQ...		Inv Deposit	297.38	5,054,395.78
General Journal	09/14/2021	WIRE	INVESTMENT ACQ...		Inv Deposit	724.18	5,055,119.96
Total 675001064 - PHD #1 2019 SERIES						4,536.13	5,055,119.96
<b>675002015-HOSPITAL #2</b>							680,000.00
Total 675002015-HOSPITAL #2							680,000.00
<b>685311060-SD#311 DEBT SERVICE</b>							622.92
General Journal	01/29/2021	WIRE	INVESTMENT ACQ...		Inv Deposit	0.08	623.00
General Journal	02/11/2021	WIRE	INVESTMENT LIQUI...		Inv Withdrawl	-0.02	622.98
General Journal	03/31/2021	WIRE	INVESTMENT ACQ...		Inv Deposit	0.15	623.13
General Journal	04/30/2021	WIRE	INVESTMENT ACQ...		Inv Deposit	0.06	623.19
General Journal	05/28/2021	WIRE	INVESTMENT ACQ...		Inv Deposit	0.06	623.25
General Journal	06/30/2021	WIRE	INVESTMENT ACQ...		Inv Deposit	0.05	623.30
General Journal	07/30/2021	WIRE	INVESTMENT ACQ...		Inv Deposit	0.04	623.34
General Journal	08/31/2021	WIRE	INVESTMENT ACQ...		Inv Deposit	0.04	623.38
General Journal	09/30/2021	WIRE	INVESTMENT ACQ...		Inv Deposit	0.09	623.47
Total 685311060-SD#311 DEBT SERVICE						0.55	623.47
<b>103 - RURAL CO SALES &amp; USE TAX</b>							905,218.37
General Journal	01/14/2021	WIRE	INVESTMENT ACQ...		Inv Deposit	81,561.54	986,779.91
General Journal	02/16/2021	WIRE	INVESTMENT ACQ...		Inv Deposit	73,000.00	1,059,779.91
General Journal	03/11/2021	WIRE	INVESTMENT ACQ...		Inv Deposit	87,488.10	1,147,268.01
General Journal	04/15/2021	WIRE	INVESTMENT ACQ...		Inv Deposit	40,176.56	1,187,444.57
General Journal	04/27/2021	WIRE	INVESTMENT LIQUI...		Inv Withdrawl	-420,000.00	767,444.57
General Journal	05/24/2021	WIRE	INVESTMENT ACQ...		Inv Deposit	46,738.62	814,183.19
General Journal	06/17/2021	WIRE	INVESTMENT ACQ...		Inv Deposit	88,000.00	902,183.19
General Journal	08/11/2021	WIRE	INVESTMENT ACQ...		Inv Deposit	157,793.33	1,059,976.52
General Journal	08/19/2021	WIRE	INVESTMENT LIQUI...		Inv Withdrawl	-2,080.25	1,057,896.27
General Journal	09/08/2021	WIRE	INVESTMENT ACQ...		Inv Deposit	97,198.36	1,155,094.63
General Journal	09/27/2021	WIRE	INVESTMENT LIQUI...		Inv Withdrawl	-325.00	1,154,769.63
Total 103 - RURAL CO SALES & USE TAX						249,551.26	1,154,769.63
<b>104 - AUDITOR'S O &amp; M</b>							148,438.41
Total 104 - AUDITOR'S O & M							148,438.41
<b>105 - COUNTY ROAD</b>							753,650.46
Total 105 - COUNTY ROAD							753,650.46

Mason County Treasurer's Office

Account QuickReport

As of September 30, 2021

10/20/21

Accrual Basis

Type	Date	Num	Name	Memo	Split	Amount	Balance	
<b>106 - PATHS &amp; TRAILS RESERVE</b>							165,000.00	
Total 106 - PATHS & TRAILS RESERVE							165,000.00	
<b>109 - ELECTION EQUIP HOLDING</b>							145,000.00	
Total 109 - ELECTION EQUIP HOLDING							145,000.00	
<b>118 - ABATEMENT REPAIR &amp; DEMO</b>							278,673.63	
General Journal	01/14/2021	WIRE	INVESTMENT ACQ...		Inv Deposit	35.10	278,708.73	
General Journal	02/16/2021	WIRE	INVESTMENT ACQ...		Inv Deposit	31.36	278,740.09	
General Journal	02/25/2021	WIRE	INVESTMENT LIQU...		Inv Withdrawl	-287.50	278,452.59	
General Journal	03/11/2021	WIRE	INVESTMENT ACQ...		Inv Deposit	27.38	278,479.97	
General Journal	04/15/2021	WIRE	INVESTMENT ACQ...		Inv Deposit	25.59	278,505.56	
General Journal	05/24/2021	WIRE	INVESTMENT ACQ...		Inv Deposit	22.10	278,527.66	
General Journal	06/17/2021	WIRE	INVESTMENT LIQU...		Inv Withdrawl	-270.29	278,257.37	
General Journal	08/11/2021	WIRE	INVESTMENT ACQ...		Inv Deposit	56.25	278,313.62	
General Journal	08/19/2021	WIRE	INVESTMENT LIQU...		Inv Withdrawl	-287.50	278,026.12	
General Journal	09/08/2021	WIRE	INVESTMENT ACQ...		Inv Deposit	80.00	278,106.12	
General Journal	09/27/2021	WIRE	INVESTMENT LIQU...		Inv Withdrawl	-75.00	278,031.12	
Total 118 - ABATEMENT REPAIR & DEMO							-642.51	278,031.12
<b>120 - REET &amp; PROPERTY TAX ADMIN</b>							75,316.14	
General Journal	01/07/2021	WIRE	INVESTMENT LIQU...		Inv Withdrawl	-7,272.00	68,044.14	
General Journal	02/16/2021	WIRE	INVESTMENT ACQ...		Inv Deposit	1,000.00	69,044.14	
General Journal	02/25/2021	WIRE	INVESTMENT LIQU...		Inv Withdrawl	-165.00	68,879.14	
General Journal	03/04/2021	WIRE	INVESTMENT LIQU...		Inv Withdrawl	-160.00	68,719.14	
General Journal	03/11/2021	WIRE	INVESTMENT ACQ...		Inv Deposit	1,859.30	70,578.44	
General Journal	04/15/2021	WIRE	INVESTMENT ACQ...		Inv Deposit	2,022.78	72,601.22	
General Journal	05/24/2021	WIRE	INVESTMENT ACQ...		Inv Deposit	2,443.36	75,044.58	
General Journal	06/17/2021	WIRE	INVESTMENT ACQ...		Inv Deposit	992.10	76,036.68	
General Journal	08/11/2021	WIRE	INVESTMENT ACQ...		Inv Deposit	4,805.90	80,842.58	
General Journal	08/19/2021	WIRE	INVESTMENT LIQU...		Inv Withdrawl	-998.00	79,844.58	
General Journal	09/08/2021	WIRE	INVESTMENT ACQ...		Inv Deposit	2,013.58	81,858.16	
Total 120 - REET & PROPERTY TAX ADMIN							6,542.02	81,858.16
<b>163 - LODGING HOTEL/MOTEL TAX</b>							125,000.00	
Total 163 - LODGING HOTEL/MOTEL TAX							125,000.00	
<b>164 - MENTAL HEALTH</b>							1,241,246.08	
General Journal	01/14/2021	WIRE	INVESTMENT ACQ...		Inv Deposit	140,000.00	1,381,246.08	
General Journal	01/22/2021	WIRE	INVESTMENT LIQU...		Inv Withdrawl	-8,000.00	1,373,246.08	
General Journal	02/16/2021	WIRE	INVESTMENT ACQ...		Inv Deposit	50,000.00	1,423,246.08	
General Journal	03/11/2021	WIRE	INVESTMENT ACQ...		Inv Deposit	100,000.00	1,523,246.08	
General Journal	03/22/2021	WIRE	INVESTMENT LIQU...		Inv Withdrawl	-3,000.00	1,520,246.08	
General Journal	04/15/2021	WIRE	INVESTMENT ACQ...		Inv Deposit	60,000.00	1,580,246.08	
General Journal	04/26/2021	WIRE	INVESTMENT LIQU...		Inv Withdrawl	-12,500.00	1,567,746.08	
General Journal	04/28/2021	WIRE	INVESTMENT LIQU...		Inv Withdrawl	-10,000.00	1,557,746.08	
General Journal	05/24/2021	WIRE	INVESTMENT ACQ...		Inv Deposit	40,000.00	1,597,746.08	
General Journal	06/17/2021	WIRE	INVESTMENT ACQ...		Inv Deposit	39,249.04	1,636,995.12	
General Journal	08/11/2021	WIRE	INVESTMENT ACQ...		Inv Deposit	110,000.00	1,746,995.12	
General Journal	08/18/2021	WIRE	INVESTMENT LIQU...		Inv Withdrawl	-55,000.00	1,691,995.12	
General Journal	08/19/2021	WIRE	INVESTMENT LIQU...		Inv Withdrawl	-8,821.00	1,683,174.12	
General Journal	08/31/2021	WIRE	INVESTMENT LIQU...		Inv Withdrawl	-215.00	1,682,959.12	
General Journal	09/08/2021	WIRE	INVESTMENT ACQ...		Inv Deposit	90,000.00	1,772,959.12	
General Journal	09/15/2021	WIRE	INVESTMENT LIQU...		Inv Withdrawl	-15,018.91	1,757,940.21	
General Journal	09/27/2021	WIRE	INVESTMENT LIQU...		Inv Withdrawl	-4,000.00	1,753,940.21	
Total 164 - MENTAL HEALTH							512,694.13	1,753,940.21
<b>180 - TREASURER'S M&amp;O</b>							89,220.70	
General Journal	01/22/2021	WIRE	INVESTMENT LIQU...		Inv Withdrawl	-2,138.00	87,082.70	
General Journal	02/05/2021	WIRE	INVESTMENT LIQU...		Inv Withdrawl	-4,459.69	82,623.01	
General Journal	02/08/2021	WIRE	INVESTMENT LIQU...		Inv Withdrawl	-163.20	82,459.81	
General Journal	02/23/2021	WIRE	INVESTMENT LIQU...		Inv Withdrawl	-1,500.00	80,959.81	
General Journal	03/08/2021	WIRE	INVESTMENT LIQU...		Inv Withdrawl	-2,369.11	78,590.70	
General Journal	05/24/2021	WIRE	INVESTMENT ACQ...		Inv Deposit	20,000.00	98,590.70	
General Journal	06/09/2021	WIRE	INVESTMENT LIQU...		Inv Withdrawl	-5,700.00	92,890.70	
General Journal	07/07/2021	WIRE	INVESTMENT LIQU...		Inv Withdrawl	-460.69	92,430.01	
General Journal	09/08/2021	WIRE	INVESTMENT ACQ...		Inv Deposit	30,000.00	122,430.01	
Total 180 - TREASURER'S M&O							33,209.31	122,430.01
<b>190 - VETERANS ASSISTANCE FUND</b>							77,800.56	
General Journal	01/14/2021	WIRE	INVESTMENT ACQ...		Inv Deposit	1,600.00	79,400.56	
General Journal	01/22/2021	WIRE	INVESTMENT LIQU...		Inv Withdrawl	-4,500.00	74,900.56	
General Journal	02/08/2021	WIRE	INVESTMENT LIQU...		Inv Withdrawl	-406.90	74,493.66	
General Journal	02/25/2021	WIRE	INVESTMENT LIQU...		Inv Withdrawl	-10,211.22	64,282.44	
General Journal	03/11/2021	WIRE	INVESTMENT ACQ...		Inv Deposit	6,375.00	70,657.44	
General Journal	03/22/2021	WIRE	INVESTMENT LIQU...		Inv Withdrawl	-3,000.00	67,657.44	

30

**Mason County Treasurer's Office**  
**Account QuickReport**  
 As of September 30, 2021

Type	Date	Num	Name	Memo	Split	Amount	Balance
General Journal	04/15/2021	WIRE	INVESTMENT ACQ...		Inv Deposit	7,000.00	74,657.44
General Journal	05/24/2021	WIRE	INVESTMENT ACQ...		Inv Deposit	46,000.00	120,657.44
General Journal	06/17/2021	WIRE	INVESTMENT ACQ...		Inv Deposit	2,600.00	123,257.44
General Journal	06/25/2021	WIRE	INVESTMENT LIQUI...		Inv Withdrawl	-1,200.00	122,057.44
General Journal	07/07/2021	WIRE	INVESTMENT LIQUI...		Inv Withdrawl	-2,121.81	119,935.63
General Journal	08/06/2021	WIRE	INVESTMENT LIQUI...		Inv Withdrawl	-5,895.84	114,039.79
General Journal	08/19/2021	WIRE	INVESTMENT LIQUI...		Inv Withdrawl	-3,184.47	110,855.32
General Journal	09/27/2021	WIRE	INVESTMENT LIQUI...		Inv Withdrawl	-5,200.00	105,655.32
<b>Total 190 - VETERANS ASSISTANCE FUND</b>						<b>27,854.76</b>	<b>105,655.32</b>
<b>192 - SKOKOMISH FLOOD ZONE</b>							15,630.06
<b>Total 192 - SKOKOMISH FLOOD ZONE</b>							15,630.06
<b>194 - MASON LAKE LMD#2</b>							73,489.99
General Journal	01/14/2021	WIRE	INVESTMENT ACQ...		Inv Deposit	214.96	73,704.95
General Journal	02/16/2021	WIRE	INVESTMENT ACQ...		Inv Deposit	44.14	73,749.09
General Journal	02/25/2021	WIRE	INVESTMENT LIQUI...		Inv Withdrawl	-329.00	73,420.09
General Journal	03/11/2021	WIRE	INVESTMENT ACQ...		Inv Deposit	1,328.74	74,748.83
General Journal	04/15/2021	WIRE	INVESTMENT ACQ...		Inv Deposit	4,210.39	78,959.22
General Journal	05/24/2021	WIRE	INVESTMENT ACQ...		Inv Deposit	8,600.00	87,559.22
General Journal	06/17/2021	WIRE	INVESTMENT ACQ...		Inv Deposit	2,900.00	90,459.22
General Journal	08/19/2021	WIRE	INVESTMENT LIQUI...		Inv Withdrawl	-223.24	90,235.98
<b>Total 194 - MASON LAKE LMD#2</b>						<b>16,745.99</b>	<b>90,235.98</b>
<b>199 - ISLAND LAKE LMD#1</b>							30,116.61
General Journal	01/14/2021	WIRE	INVESTMENT ACQ...		Inv Deposit	154.58	30,271.19
General Journal	02/16/2021	WIRE	INVESTMENT ACQ...		Inv Deposit	3.40	30,274.59
General Journal	03/11/2021	WIRE	INVESTMENT ACQ...		Inv Deposit	366.67	30,641.26
General Journal	04/15/2021	WIRE	INVESTMENT ACQ...		Inv Deposit	1,019.99	31,661.25
General Journal	05/24/2021	WIRE	INVESTMENT ACQ...		Inv Deposit	4,221.04	35,882.29
General Journal	06/10/2021	WIRE	INVESTMENT LIQUI...		Inv Withdrawl	-7,738.10	28,144.19
General Journal	06/17/2021	WIRE	INVESTMENT LIQUI...		Inv Withdrawl	-45.50	28,098.69
General Journal	07/09/2021	WIRE	INVESTMENT LIQUI...		Inv Withdrawl	-49.94	28,048.75
General Journal	08/12/2021	WIRE	INVESTMENT ACQ...		Inv Deposit	3,163.00	31,211.75
General Journal	08/19/2021	WIRE	INVESTMENT LIQUI...		Inv Withdrawl	-6,370.57	24,841.18
<b>Total 199 - ISLAND LAKE LMD#1</b>						<b>-5,275.43</b>	<b>24,841.18</b>
<b>215 - MC LTGO BONDS 2013 A/B</b>							60,659.85
General Journal	01/14/2021	WIRE	INVESTMENT LIQUI...		Inv Withdrawl	-592.36	60,067.49
General Journal	02/16/2021	WIRE	INVESTMENT ACQ...		Inv Deposit	6.78	60,074.27
General Journal	03/11/2021	WIRE	INVESTMENT ACQ...		Inv Deposit	118,740.88	178,815.15
General Journal	04/15/2021	WIRE	INVESTMENT ACQ...		Inv Deposit	12.92	178,828.07
General Journal	05/24/2021	WIRE	INVESTMENT LIQUI...		Inv Withdrawl	-12,490.06	166,338.01
General Journal	06/17/2021	WIRE	INVESTMENT ACQ...		Inv Deposit	10.85	166,348.86
General Journal	08/11/2021	WIRE	INVESTMENT ACQ...		Inv Deposit	33.62	166,382.48
<b>Total 215 - MC LTGO BONDS 2013 A/B</b>						<b>105,722.63</b>	<b>166,382.48</b>
<b>250 - MASON CO LTGO BOND 2008</b>							12,851.07
General Journal	01/14/2021	WIRE	INVESTMENT ACQ...		Inv Deposit	1.61	12,852.68
General Journal	02/16/2021	WIRE	INVESTMENT ACQ...		Inv Deposit	132.55	12,985.23
General Journal	03/11/2021	WIRE	INVESTMENT ACQ...		Inv Deposit	275,041.37	288,026.60
General Journal	04/15/2021	WIRE	INVESTMENT ACQ...		Inv Deposit	18.32	288,044.92
General Journal	05/24/2021	WIRE	INVESTMENT ACQ...		Inv Deposit	22.86	288,067.78
General Journal	05/25/2021	WIRE	INVESTMENT LIQUI...		Inv Withdrawl	-24,395.32	263,672.46
General Journal	06/17/2021	WIRE	INVESTMENT ACQ...		Inv Deposit	17.46	263,689.92
General Journal	08/11/2021	WIRE	INVESTMENT ACQ...		Inv Deposit	53.29	263,743.21
<b>Total 250 - MASON CO LTGO BOND 2008</b>						<b>250,892.14</b>	<b>263,743.21</b>
<b>350 - CAP IMPROVEMENTS REET 1</b>							908,840.46
General Journal	01/14/2021	WIRE	INVESTMENT ACQ...		Inv Deposit	1,380,000.00	2,288,840.46
General Journal	02/08/2021	WIRE	INVESTMENT LIQUI...		Inv Withdrawl	-580,474.80	1,708,365.66
General Journal	02/10/2021	WIRE	INVESTMENT LIQUI...		Inv Withdrawl	-13,367.25	1,694,998.41
General Journal	02/23/2021	WIRE	INVESTMENT LIQUI...		Inv Withdrawl	-248,040.00	1,446,958.41
General Journal	03/04/2021	WIRE	INVESTMENT LIQUI...		Inv Withdrawl	-153,270.00	1,293,688.41
General Journal	03/08/2021	WIRE	INVESTMENT LIQUI...		Inv Withdrawl	-1,159.73	1,292,528.68
General Journal	03/11/2021	WIRE	INVESTMENT ACQ...		Inv Deposit	35,621.27	1,328,149.95
General Journal	04/15/2021	WIRE	INVESTMENT LIQUI...		Inv Withdrawl	-146,900.00	1,181,249.95
General Journal	05/24/2021	WIRE	INVESTMENT ACQ...		Inv Deposit	120,000.00	1,301,249.95
General Journal	06/17/2021	WIRE	INVESTMENT ACQ...		Inv Deposit	76,000.00	1,377,249.95
General Journal	07/16/2021	WIRE	INVESTMENT LIQUI...		Inv Withdrawl	-160,000.00	1,217,249.95
General Journal	08/11/2021	WIRE	INVESTMENT ACQ...		Inv Deposit	175,000.00	1,392,249.95
General Journal	09/08/2021	WIRE	INVESTMENT ACQ...		Inv Deposit	160,000.00	1,552,249.95
<b>Total 350 - CAP IMPROVEMENTS REET 1</b>						<b>643,409.49</b>	<b>1,552,249.95</b>

**Mason County Treasurer's Office**  
**Account QuickReport**  
**As of September 30, 2021**

Type	Date	Num	Name	Memo	Split	Amount	Balance
<b>351 - CAP IMPROVEMENTS REET 2</b>							2,932,229.00
General Journal	01/14/2021	WIRE	INVESTMENT ACQ...		Inv Deposit	230,000.00	3,162,229.00
General Journal	02/16/2021	WIRE	INVESTMENT ACQ...		Inv Deposit	150,000.00	3,312,229.00
General Journal	03/11/2021	WIRE	INVESTMENT ACQ...		Inv Deposit	115,321.91	3,427,550.91
General Journal	04/15/2021	WIRE	INVESTMENT ACQ...		Inv Deposit	130,000.00	3,557,550.91
General Journal	04/27/2021	WIRE	INVESTMENT LIQUI...		Inv Withdrawl	-400,000.00	3,157,550.91
General Journal	05/24/2021	WIRE	INVESTMENT ACQ...		Inv Deposit	139,000.00	3,296,550.91
General Journal	06/17/2021	WIRE	INVESTMENT ACQ...		Inv Deposit	131,000.00	3,427,550.91
General Journal	08/11/2021	WIRE	INVESTMENT ACQ...		Inv Deposit	470,000.00	3,897,550.91
General Journal	08/18/2021	WIRE	INVESTMENT LIQUI...		Inv Withdrawl	-60,000.00	3,837,550.91
General Journal	08/19/2021	WIRE	INVESTMENT LIQUI...		Inv Withdrawl	-1,901.25	3,835,649.66
General Journal	09/08/2021	WIRE	INVESTMENT ACQ...		Inv Deposit	115,000.00	3,950,649.66
Total 351 - CAP IMPROVEMENTS REET 2						1,018,420.66	3,950,649.66
<b>402 - MASON COUNTY LANDFILL</b>							144,515.22
Total 402 - MASON COUNTY LANDFILL							144,515.22
<b>403 - WASTEWATER N BAY/CASE INL</b>							580,881.83
Total 403 - WASTEWATER N BAY/CASE INL							580,881.83
<b>411 - RUSTLEWOOD SEWER/WATER</b>							26,078.27
Total 411 - RUSTLEWOOD SEWER/WATER							26,078.27
<b>412 - BEARDS COVE WATER</b>							257,871.10
Total 412 - BEARDS COVE WATER							257,871.10
<b>413 - BELFAIR WW &amp; WTR RECLAMTN</b>							252.94
Total 413 - BELFAIR WW & WTR RECLAMTN							252.94
<b>428 - CUM RESERVE LANDFILL</b>							444,834.57
General Journal	02/25/2021	WIRE	INVESTMENT LIQUI...		Inv Withdrawl	-338.77	444,495.80
General Journal	06/17/2021	WIRE	INVESTMENT LIQUI...		Inv Withdrawl	-297.00	444,198.80
General Journal	08/19/2021	WIRE	INVESTMENT LIQUI...		Inv Withdrawl	-355.92	443,842.88
Total 428 - CUM RESERVE LANDFILL						-991.69	443,842.88
<b>429 - RESERVE BEARDS COVE</b>							185,919.41
Total 429 - RESERVE BEARDS COVE							185,919.41
<b>501 - EQUIP RENTAL &amp; REVOLVING</b>							732,752.31
Total 501 - EQUIP RENTAL & REVOLVING							732,752.31
<b>662 - CEMETERY DIST #1</b>							52,000.00
General Journal	07/23/2021	WIRE	INVESTMENT ACQ...		Inv Deposit	20,000.00	72,000.00
Total 662 - CEMETERY DIST #1						20,000.00	72,000.00
<b>665001010 - FIRE DIST #1 EXP</b>							95,000.00
General Journal	01/07/2021	WIRE	INVESTMENT LIQUI...		Inv Withdrawl	-95,000.00	0.00
Total 665001010 - FIRE DIST #1 EXP						-95,000.00	0.00
<b>665001020 - FIRE DIST #1 RESV</b>							137,267.47
General Journal	01/07/2021	WIRE	INVESTMENT LIQUI...		Inv Withdrawl	-137,267.47	0.00
Total 665001020 - FIRE DIST #1 RESV						-137,267.47	0.00
<b>665001040 - FIRE DIST #1 EMS</b>							63,592.51
General Journal	01/07/2021	WIRE	INVESTMENT LIQUI...		Inv Withdrawl	-63,592.51	0.00
Total 665001040 - FIRE DIST #1 EMS						-63,592.51	0.00
<b>665001060 - FIRE DIST #1 BOND</b>							23.43
General Journal	01/07/2021	WIRE	INVESTMENT LIQUI...		Inv Withdrawl	-23.43	0.00
Total 665001060 - FIRE DIST #1 BOND						-23.43	0.00
<b>665003010 - FIRE DIST #3 EXP</b>							0.00
General Journal	05/25/2021	WIRE	INVESTMENT ACQ...		Inv Deposit	100,000.00	100,000.00
General Journal	07/20/2021	WIRE	INVESTMENT LIQUI...		Inv Withdrawl	-20,000.00	80,000.00
General Journal	08/17/2021	WIRE	INVESTMENT LIQUI...		Inv Withdrawl	-13,000.00	67,000.00
General Journal	09/14/2021	WIRE	INVESTMENT LIQUI...		Inv Withdrawl	-15,000.00	52,000.00
Total 665003010 - FIRE DIST #3 EXP						52,000.00	52,000.00
<b>665003020 - FIRE DIST #3 RESV</b>							17,222.90
General Journal	05/25/2021	WIRE	INVESTMENT ACQ...		Inv Deposit	130,627.64	147,850.54
Total 665003020 - FIRE DIST #3 RESV						130,627.64	147,850.54
<b>665003040 - FIRE DIST #3 EMS</b>							13,787.92
General Journal	05/25/2021	WIRE	INVESTMENT ACQ...		Inv Deposit	478,470.49	492,258.41

32



**Mason County Treasurer's Office**  
**Account QuickReport**  
 As of September 30, 2021

Type	Date	Num	Name	Memo	Split	Amount	Balance
General Journal	08/17/2021	WIRE	INVESTMENT LIQUI...		Inv Withdrawl	-28,000.00	464,258.41
General Journal	09/14/2021	WIRE	INVESTMENT LIQUI...		Inv Withdrawl	-23,000.00	441,258.41
Total 665003040 - FIRE DIST #3 EMS						427,470.49	441,258.41
<b>665004020 - FIRE DIST #4 RESV</b>							150,461.92
Total 665004020 - FIRE DIST #4 RESV							150,461.92
<b>665006020 - FIRE DIST #6 RESV</b>							125,419.63
Total 665006020 - FIRE DIST #6 RESV							125,419.63
<b>665010010 - FIRE DIST #10 EXP</b>							1,705,000.00
General Journal	01/20/2021	WIRE	INVESTMENT LIQUI...		Inv Withdrawl	-37,000.00	1,668,000.00
General Journal	02/08/2021	WIRE	INVESTMENT LIQUI...		Inv Withdrawl	-305,000.00	1,363,000.00
General Journal	03/08/2021	WIRE	INVESTMENT LIQUI...		Inv Withdrawl	-199,269.53	1,163,730.47
General Journal	06/22/2021	WIRE	INVESTMENT ACQ...		Inv Deposit	1,500,000.00	2,663,730.47
General Journal	08/09/2021	WIRE	INVESTMENT LIQUI...		Inv Withdrawl	-25,758.83	2,637,971.64
General Journal	09/13/2021	WIRE	INVESTMENT LIQUI...		Inv Withdrawl	-224,955.14	2,413,016.50
Total 665010010 - FIRE DIST #10 EXP						708,016.50	2,413,016.50
<b>665010030 - FIRE DIST #10 CONST</b>							10,019,450.25
General Journal	02/09/2021	WIRE	INVESTMENT LIQUI...		Inv Withdrawl	-103,076.38	9,916,373.87
General Journal	03/08/2021	WIRE	INVESTMENT LIQUI...		Inv Withdrawl	-41,669.93	9,874,703.94
General Journal	03/22/2021	WIRE	INVESTMENT LIQUI...		Inv Withdrawl	-909,420.11	8,965,283.83
General Journal	04/13/2021	WIRE	INVESTMENT LIQUI...		Inv Withdrawl	-194,914.37	8,770,369.46
General Journal	05/10/2021	WIRE	INVESTMENT LIQUI...		Inv Withdrawl	-138,924.61	8,631,444.85
General Journal	05/18/2021	WIRE	INVESTMENT LIQUI...		Inv Withdrawl	-22,661.67	8,608,783.18
General Journal	06/07/2021	WIRE	INVESTMENT LIQUI...		Inv Withdrawl	-563,087.36	8,045,695.82
General Journal	06/14/2021	WIRE	INVESTMENT LIQUI...		Inv Withdrawl	-4,249.25	8,041,446.57
General Journal	07/12/2021	WIRE	INVESTMENT LIQUI...		Inv Withdrawl	-1,053,333.21	6,988,113.36
General Journal	08/09/2021	WIRE	INVESTMENT LIQUI...		Inv Withdrawl	-855,248.34	6,132,865.02
General Journal	09/13/2021	WIRE	INVESTMENT LIQUI...		Inv Withdrawl	-511,619.61	5,621,245.41
Total 665010030 - FIRE DIST #10 CONST						-4,398,204.84	5,621,245.41
<b>665011010 - FIRE DIST #11 EXP</b>							248,646.52
General Journal	02/03/2021	WIRE	INVESTMENT LIQUI...		Inv Withdrawl	-115,828.00	132,818.52
Total 665011010 - FIRE DIST #11 EXP						-115,828.00	132,818.52
<b>665011040 - FIRE DIST #11 EMS</b>							260,610.83
General Journal	02/03/2021	WIRE	INVESTMENT LIQUI...		Inv Withdrawl	-50,000.00	210,610.83
Total 665011040 - FIRE DIST #11 EMS						-50,000.00	210,610.83
<b>665012010 - FIRE DIST #12 EXP</b>							3,000.00
Total 665012010 - FIRE DIST #12 EXP							3,000.00
<b>665012020 - FIRE DIST #12 RESV</b>							18,726.64
Total 665012020 - FIRE DIST #12 RESV							18,726.64
<b>665012040 - FIRE DIST #12 EMS</b>							9,765.38
Total 665012040 - FIRE DIST #12 EMS							9,765.38
<b>665012060 - FIRE DIST #12 BOND</b>							3,301.67
Total 665012060 - FIRE DIST #12 BOND							3,301.67
<b>665013020 - FIRE DIST #13 RESV</b>							2,131.03
Total 665013020 - FIRE DIST #13 RESV							2,131.03
<b>665016010 - FIRE DIST #16 EXP</b>							5,248.67
Total 665016010 - FIRE DIST #16 EXP							5,248.67
<b>665016020 - FIRE DIST #16 RESV</b>							260,942.08
General Journal	01/15/2021	WIRE	INVESTMENT LIQUI...		Inv Withdrawl	-55,000.00	205,942.08
General Journal	01/22/2021	WIRE	INVESTMENT ACQ...		Inv Deposit	5,000.00	210,942.08
General Journal	03/04/2021	WIRE	INVESTMENT LIQUI...		Inv Withdrawl	-100,000.00	110,942.08
Total 665016020 - FIRE DIST #16 RESV						-150,000.00	110,942.08
<b>665016040 - FIRE DIST #16 EMS</b>							700.00
Total 665016040 - FIRE DIST #16 EMS							700.00
<b>665017010 - FIRE DIST #17 EXP</b>							30,531.68
Total 665017010 - FIRE DIST #17 EXP							30,531.68
<b>665017040 - FIRE DIST #17 EMS</b>							86,665.44
Total 665017040 - FIRE DIST #17 EMS							86,665.44
<b>665018010 - FIRE DIST #18 EXP</b>							49,511.04

Mason County Treasurer's Office  
**Account QuickReport**  
 As of September 30, 2021

10/20/21

Accrual Basis

Type	Date	Num	Name	Memo	Split	Amount	Balance
General Journal	03/15/2021	WIRE	INVESTMENT ACQ...		Inv Deposit	95,000.00	144,511.04
Total 665018010 - FIRE DIST #18 EXP						95,000.00	144,511.04
<b>665018020 - FIRE DIST #18 RESV</b>							648.53
General Journal	03/15/2021	WIRE	INVESTMENT ACQ...		Inv Deposit	137,267.47	137,916.00
Total 665018020 - FIRE DIST #18 RESV						137,267.47	137,916.00
<b>665018040 - FIRE DIST #18 EMS</b>							52,769.82
General Journal	03/15/2021	WIRE	INVESTMENT ACQ...		Inv Deposit	63,592.51	116,362.33
Total 665018040 - FIRE DIST #18 EMS						63,592.51	116,362.33
<b>668 - MC PUBLIC TRANS BENEFIT</b>							11,500,000.00
General Journal	06/30/2021	WIRE	INVESTMENT LIQUI...		Inv Withdrawl	-1,000,000.00	10,500,000.00
General Journal	07/27/2021	WIRE	INVESTMENT LIQUI...		Inv Withdrawl	-1,000,000.00	9,500,000.00
General Journal	08/06/2021	WIRE	INVESTMENT ACQ...		Inv Deposit	2,500,000.00	12,000,000.00
Total 668 - MC PUBLIC TRANS BENEFIT						500,000.00	12,000,000.00
<b>670000010 - PORT OF ALLYN</b>							30,814.73
Total 670000010 - PORT OF ALLYN							30,814.73
<b>670005010 - PORT OF ALLYN IN DV</b>							21,123.36
Total 670005010 - PORT OF ALLYN IN DV							21,123.36
<b>670006010 - PORT OF ALLYN WT SY</b>							2,300.00
Total 670006010 - PORT OF ALLYN WT SY							2,300.00
<b>670010010 - PORT OF DEWATTO</b>							190,000.00
General Journal	08/19/2021	WIRE	INVESTMENT ACQ...		Inv Deposit	10,000.00	200,000.00
Total 670010010 - PORT OF DEWATTO						10,000.00	200,000.00
<b>670020010 - PORT OF GRAPEVIEW</b>							2,646.22
General Journal	02/18/2021	WIRE	INVESTMENT LIQUI...		Inv Withdrawl	-1,809.60	836.62
Total 670020010 - PORT OF GRAPEVIEW						-1,809.60	836.62
<b>670020030 -PORT OF GRAPEVIEW CC</b>							470.00
General Journal	01/20/2021	WIRE	INVESTMENT ACQ...		Inv Deposit	25,000.00	25,470.00
General Journal	07/28/2021	WIRE	INVESTMENT LIQUI...		Inv Withdrawl	-17,637.70	7,832.30
Total 670020030 -PORT OF GRAPEVIEW CC						7,362.30	7,832.30
<b>670030010 - PORT OF HOODSPORT</b>							226,952.17
Total 670030010 - PORT OF HOODSPORT							226,952.17
<b>675001010 - MASON GEN HOSPITAL</b>							12,476,148.27
General Journal	01/29/2021	WIRE	INVESTMENT ACQ...		Inv Deposit	2,201,896.27	14,678,044.54
General Journal	02/23/2021	WIRE	INVESTMENT ACQ...		Inv Deposit	1,886.19	14,679,930.73
General Journal	03/15/2021	WIRE	INVESTMENT ACQ...		Inv Deposit	1,452.95	14,681,383.68
General Journal	04/13/2021	WIRE	INVESTMENT ACQ...		Inv Deposit	1,468.01	14,682,851.69
General Journal	05/14/2021	WIRE	INVESTMENT ACQ...		Inv Deposit	1,370.45	14,684,222.14
General Journal	05/28/2021	WIRE	INVESTMENT LIQUI...		Inv Withdrawl	-447,922.90	14,236,299.24
General Journal	06/08/2021	WIRE	INVESTMENT ACQ...		Inv Deposit	1,176.44	14,237,475.68
General Journal	06/30/2021	WIRE	INVESTMENT LIQUI...		Inv Withdrawl	-489,944.61	13,747,531.07
General Journal	07/23/2021	WIRE	INVESTMENT ACQ...		Inv Deposit	903.76	13,748,434.83
General Journal	07/30/2021	WIRE	INVESTMENT LIQUI...		Inv Withdrawl	-97,212.43	13,651,222.40
General Journal	08/06/2021	WIRE	INVESTMENT LIQUI...		Inv Withdrawl	-166,832.67	13,484,389.73
General Journal	08/25/2021	WIRE	INVESTMENT LIQUI...		Inv Withdrawl	-439,207.57	13,045,182.16
General Journal	09/14/2021	WIRE	INVESTMENT ACQ...		Inv Deposit	2,022.66	13,047,204.82
General Journal	09/30/2021	WIRE	INVESTMENT LIQUI...		Inv Withdrawl	-571,217.48	12,475,987.34
Total 675001010 - MASON GEN HOSPITAL						-160.93	12,475,987.34
<b>675001015 - PHD#1 ADMIN FUND</b>							55,998,845.78
General Journal	01/29/2021	WIRE	INVESTMENT ACQ...		Inv Deposit	2,252,667.24	58,251,513.02
General Journal	02/23/2021	WIRE	INVESTMENT ACQ...		Inv Deposit	1,014,239.12	59,265,752.14
General Journal	03/15/2021	WIRE	INVESTMENT ACQ...		Inv Deposit	51,195.05	59,316,947.19
General Journal	04/13/2021	WIRE	INVESTMENT ACQ...		Inv Deposit	1,121,732.94	60,438,680.13
General Journal	05/14/2021	WIRE	INVESTMENT ACQ...		Inv Deposit	1,373,150.20	61,811,830.33
General Journal	06/01/2021	WIRE	INVESTMENT LIQUI...		Inv Withdrawl	-1,089,115.75	60,722,714.58
General Journal	06/08/2021	WIRE	INVESTMENT ACQ...		Inv Deposit	6,255,914.28	66,978,628.86
General Journal	07/15/2021	WIRE	INVESTMENT LIQUI...		Inv Withdrawl	-4,969,067.85	62,009,561.01
General Journal	08/06/2021	WIRE	INVESTMENT ACQ...		Inv Deposit	27,042.26	62,036,603.27
General Journal	08/25/2021	WIRE	INVESTMENT LIQUI...		Inv Withdrawl	-2,000,000.00	60,036,603.27
General Journal	09/14/2021	WIRE	INVESTMENT ACQ...		Inv Deposit	46,803.73	60,083,407.00
Total 675001015 - PHD#1 ADMIN FUND						4,084,561.22	60,083,407.00

34

Mason County Treasurer's Office

Account QuickReport

10/20/21

As of September 30, 2021

Accrual Basis

Type	Date	Num	Name	Memo	Split	Amount	Balance
<b>675001020 - PHD#1 EMP MED BEN</b>							62,625.34
General Journal	01/29/2021	WIRE	INVESTMENT ACQ...		Inv Deposit	7.89	62,633.23
General Journal	02/23/2021	WIRE	INVESTMENT ACQ...		Inv Deposit	7.88	62,641.11
General Journal	03/15/2021	WIRE	INVESTMENT ACQ...		Inv Deposit	7.05	62,648.16
General Journal	04/13/2021	WIRE	INVESTMENT ACQ...		Inv Deposit	6.16	62,654.32
General Journal	05/14/2021	WIRE	INVESTMENT ACQ...		Inv Deposit	5.76	62,660.08
General Journal	06/08/2021	WIRE	INVESTMENT ACQ...		Inv Deposit	4.97	62,665.05
General Journal	07/23/2021	WIRE	INVESTMENT ACQ...		Inv Deposit	3.88	62,668.93
General Journal	08/06/2021	WIRE	INVESTMENT ACQ...		Inv Deposit	3.69	62,672.62
General Journal	09/14/2021	WIRE	INVESTMENT ACQ...		Inv Deposit	8.98	62,681.60
Total 675001020 - PHD#1 EMP MED BEN						56.26	62,681.60
<b>675001035 - MGH FUNDED DEPRC</b>							5,249,665.78
General Journal	01/29/2021	WIRE	INVESTMENT ACQ...		Inv Deposit	651.37	5,250,317.15
General Journal	02/23/2021	WIRE	INVESTMENT ACQ...		Inv Deposit	661.14	5,250,978.29
General Journal	03/15/2021	WIRE	INVESTMENT ACQ...		Inv Deposit	590.70	5,251,568.99
General Journal	04/13/2021	WIRE	INVESTMENT ACQ...		Inv Deposit	515.85	5,252,084.84
General Journal	05/14/2021	WIRE	INVESTMENT ACQ...		Inv Deposit	482.69	5,252,567.53
General Journal	06/08/2021	WIRE	INVESTMENT ACQ...		Inv Deposit	416.76	5,252,984.29
General Journal	07/23/2021	WIRE	INVESTMENT ACQ...		Inv Deposit	324.56	5,253,308.85
General Journal	08/06/2021	WIRE	INVESTMENT ACQ...		Inv Deposit	309.10	5,253,617.95
General Journal	09/14/2021	WIRE	INVESTMENT ACQ...		Inv Deposit	752.71	5,254,370.66
Total 675001035 - MGH FUNDED DEPRC						4,704.88	5,254,370.66
<b>685042010 - SD#42 GENERAL</b>							394,819.29
Total 685042010 - SD#42 GENERAL							394,819.29
<b>685042030 - SD#42 CAP PROJ</b>							5,924.67
Total 685042030 - SD#42 CAP PROJ							5,924.67
<b>685042060 - SD#42 DEBT SERVICE</b>							87,166.60
General Journal	01/13/2021	WIRE	INVESTMENT LIQUI...		Inv Withdrawl	-20,000.00	67,166.60
Total 685042060 - SD#42 DEBT SERVICE						-20,000.00	67,166.60
<b>685042080 - SD#42 ASB</b>							1,683.69
Total 685042080 - SD#42 ASB							1,683.69
<b>685042090 - SD#42 TRANS VEHICLE</b>							216.95
Total 685042090 - SD#42 TRANS VEHICLE							216.95
<b>685054010 - SD#54 GENERAL</b>							419,608.07
General Journal	01/29/2021	WIRE	INVESTMENT LIQUI...		Inv Withdrawl	-32,000.00	387,608.07
General Journal	02/25/2021	WIRE	INVESTMENT LIQUI...		Inv Withdrawl	-60,000.00	327,608.07
General Journal	03/31/2021	WIRE	INVESTMENT ACQ...		Inv Deposit	50,000.00	377,608.07
General Journal	04/30/2021	WIRE	INVESTMENT ACQ...		Inv Deposit	50,000.00	427,608.07
General Journal	07/30/2021	WIRE	INVESTMENT ACQ...		Inv Deposit	50,000.00	477,608.07
General Journal	09/30/2021	WIRE	INVESTMENT LIQUI...		Inv Withdrawl	-200,000.00	277,608.07
Total 685054010 - SD#54 GENERAL						-142,000.00	277,608.07
<b>685054030 - SD#54 CAP PROJ</b>							146,665.01
General Journal	01/29/2021	WIRE	INVESTMENT LIQUI...		Inv Withdrawl	-5,000.00	141,665.01
General Journal	02/25/2021	WIRE	INVESTMENT LIQUI...		Inv Withdrawl	-5,000.00	136,665.01
General Journal	03/31/2021	WIRE	INVESTMENT LIQUI...		Inv Withdrawl	-1,500.00	135,165.01
General Journal	04/30/2021	WIRE	INVESTMENT LIQUI...		Inv Withdrawl	-1,500.00	133,665.01
Total 685054030 - SD#54 CAP PROJ						-13,000.00	133,665.01
<b>685054060 - SD#54 DEBT SERVICE</b>							32,499.00
General Journal	04/30/2021	WIRE	INVESTMENT ACQ...		Inv Deposit	100,000.00	132,499.00
General Journal	06/30/2021	WIRE	INVESTMENT ACQ...		Inv Deposit	100,000.00	232,499.00
General Journal	07/30/2021	WIRE	INVESTMENT ACQ...		Inv Deposit	100,000.00	332,499.00
General Journal	08/31/2021	WIRE	INVESTMENT ACQ...		Inv Deposit	50,000.00	382,499.00
Total 685054060 - SD#54 DEBT SERVICE						350,000.00	382,499.00
<b>685054080 - SD#54 ASB</b>							5,394.72
General Journal	08/31/2021	WIRE	INVESTMENT ACQ...		Inv Deposit	2,000.00	7,394.72
Total 685054080 - SD#54 ASB						2,000.00	7,394.72
<b>685054090 - SD#54 TRANS VEHICLE</b>							55,603.80
General Journal	08/31/2021	WIRE	INVESTMENT ACQ...		Inv Deposit	1,000.00	56,603.80
General Journal	09/30/2021	WIRE	INVESTMENT ACQ...		Inv Deposit	20,000.00	76,603.80
Total 685054090 - SD#54 TRANS VEHICLE						21,000.00	76,603.80
<b>685309010 - SD#309 GENERAL</b>							2,246,921.00
General Journal	01/29/2021	WIRE	INVESTMENT LIQUI...		Inv Withdrawl	-685,000.00	1,561,921.00

35

Mason County Treasurer's Office  
**Account QuickReport**  
 As of September 30, 2021

10/20/21

Accrual Basis

Type	Date	Num	Name	Memo	Split	Amount	Balance
General Journal	02/08/2021	WIRE	INVESTMENT ACQ...		Inv Deposit	86,000.00	1,647,921.00
General Journal	02/26/2021	WIRE	INVESTMENT LIQUI...		Inv Withdrawl	-710,000.00	937,921.00
General Journal	03/03/2021	WIRE	INVESTMENT LIQUI...		Inv Withdrawl	-633,850.00	304,071.00
General Journal	04/05/2021	WIRE	INVESTMENT ACQ...		Inv Deposit	500,000.00	804,071.00
General Journal	05/06/2021	WIRE	INVESTMENT ACQ...		Inv Deposit	1,959,463.96	2,763,534.96
General Journal	05/10/2021	WIRE	INVESTMENT ACQ...		Inv Deposit	90,000.00	2,853,534.96
General Journal	06/01/2021	WIRE	INVESTMENT LIQUI...		Inv Withdrawl	-825,000.00	2,028,534.96
General Journal	06/09/2021	WIRE	INVESTMENT ACQ...		Inv Deposit	270,000.00	2,298,534.96
General Journal	06/30/2021	WIRE	INVESTMENT LIQUI...		Inv Withdrawl	-1,490,000.00	808,534.96
General Journal	07/07/2021	WIRE	INVESTMENT LIQUI...		Inv Withdrawl	-500,000.00	308,534.96
General Journal	07/30/2021	WIRE	INVESTMENT ACQ...		Inv Deposit	1,000,000.00	1,308,534.96
General Journal	08/31/2021	WIRE	INVESTMENT ACQ...		Inv Deposit	1,300,000.00	2,608,534.96
General Journal	09/03/2021	WIRE	INVESTMENT ACQ...		Inv Deposit	90,368.80	2,698,903.76
General Journal	09/30/2021	WIRE	INVESTMENT LIQUI...		Inv Withdrawl	-1,000,000.00	1,698,903.76
Total 685309010 - SD#309 GENERAL						-548,017.24	1,698,903.76
<b>685309030 - SD#309 CAP PROJ</b>							565,731.57
General Journal	01/11/2021	WIRE	INVESTMENT ACQ...		Inv Deposit	535,000.00	1,100,731.57
General Journal	01/29/2021	WIRE	INVESTMENT LIQUI...		Inv Withdrawl	-357,000.00	743,731.57
General Journal	02/08/2021	WIRE	INVESTMENT LIQUI...		Inv Withdrawl	-370,000.00	373,731.57
General Journal	03/03/2021	WIRE	INVESTMENT ACQ...		Inv Deposit	350,000.00	723,731.57
General Journal	04/05/2021	WIRE	INVESTMENT LIQUI...		Inv Withdrawl	-346,000.00	377,731.57
General Journal	05/06/2021	WIRE	INVESTMENT LIQUI...		Inv Withdrawl	-157,000.00	220,731.57
General Journal	06/09/2021	WIRE	INVESTMENT ACQ...		Inv Deposit	700,000.00	920,731.57
General Journal	07/01/2021	WIRE	INVESTMENT LIQUI...		Inv Withdrawl	-179,684.03	741,047.54
General Journal	07/07/2021	WIRE	INVESTMENT LIQUI...		Inv Withdrawl	-146,000.00	595,047.54
General Journal	07/30/2021	WIRE	INVESTMENT LIQUI...		Inv Withdrawl	-389,687.00	205,360.54
General Journal	09/03/2021	WIRE	INVESTMENT ACQ...		Inv Deposit	163,611.17	368,971.71
General Journal	09/14/2021	WIRE	INVESTMENT LIQUI...		Inv Withdrawl	-40,335.96	328,635.75
Total 685309030 - SD#309 CAP PROJ						-237,095.82	328,635.75
<b>685309050 - SD#309 TR &amp; AGENCY</b>							239,529.98
General Journal	01/11/2021	WIRE	INVESTMENT ACQ...		Inv Deposit	66.10	239,596.08
General Journal	01/29/2021	WIRE	INVESTMENT ACQ...		Inv Deposit	30.17	239,626.25
General Journal	04/05/2021	WIRE	INVESTMENT ACQ...		Inv Deposit	50.50	239,676.75
General Journal	05/06/2021	WIRE	INVESTMENT ACQ...		Inv Deposit	22.03	239,698.78
General Journal	06/09/2021	WIRE	INVESTMENT LIQUI...		Inv Withdrawl	-3,030.98	236,667.80
General Journal	07/07/2021	WIRE	INVESTMENT ACQ...		Inv Deposit	14.81	236,682.61
General Journal	09/03/2021	WIRE	INVESTMENT LIQUI...		Inv Withdrawl	-702.12	235,980.49
Total 685309050 - SD#309 TR & AGENCY						-3,549.49	235,980.49
<b>685309060 - SD#309 DEBT SERVICE</b>							419,347.77
General Journal	01/11/2021	WIRE	INVESTMENT ACQ...		Inv Deposit	37,220.44	456,568.21
General Journal	01/29/2021	WIRE	INVESTMENT ACQ...		Inv Deposit	15,286.07	471,854.28
General Journal	02/08/2021	WIRE	INVESTMENT ACQ...		Inv Deposit	1,937.26	473,791.54
General Journal	02/26/2021	WIRE	INVESTMENT ACQ...		Inv Deposit	22,238.69	496,030.23
General Journal	04/05/2021	WIRE	INVESTMENT ACQ...		Inv Deposit	523,220.30	1,019,250.53
General Journal	05/06/2021	WIRE	INVESTMENT ACQ...		Inv Deposit	2,287,284.74	3,306,535.27
General Journal	06/01/2021	WIRE	INVESTMENT LIQUI...		Inv Withdrawl	-825,000.00	2,481,535.27
General Journal	07/07/2021	WIRE	INVESTMENT ACQ...		Inv Deposit	91,207.29	2,572,742.56
General Journal	07/30/2021	WIRE	INVESTMENT ACQ...		Inv Deposit	18,000.00	2,590,742.56
General Journal	08/31/2021	WIRE	INVESTMENT ACQ...		Inv Deposit	35,000.00	2,625,742.56
General Journal	09/03/2021	WIRE	INVESTMENT ACQ...		Inv Deposit	70,096.52	2,695,839.08
Total 685309060 - SD#309 DEBT SERVICE						2,276,491.31	2,695,839.08
<b>685309080 - SD#309 ASB</b>							431,909.08
General Journal	01/11/2021	WIRE	INVESTMENT LIQUI...		Inv Withdrawl	-15,000.00	416,909.08
General Journal	07/07/2021	WIRE	INVESTMENT ACQ...		Inv Deposit	2,400.00	419,309.08
General Journal	07/30/2021	WIRE	INVESTMENT ACQ...		Inv Deposit	10,000.00	429,309.08
General Journal	09/03/2021	WIRE	INVESTMENT ACQ...		Inv Deposit	12,705.09	442,014.17
Total 685309080 - SD#309 ASB						10,105.09	442,014.17
<b>685309090 - SD#309 TRANS VEHICLE</b>							250,878.24
General Journal	01/11/2021	WIRE	INVESTMENT ACQ...		Inv Deposit	31.61	250,909.85
General Journal	01/29/2021	WIRE	INVESTMENT ACQ...		Inv Deposit	31.60	250,941.45
General Journal	04/05/2021	WIRE	INVESTMENT ACQ...		Inv Deposit	52.88	250,994.33
General Journal	05/06/2021	WIRE	INVESTMENT ACQ...		Inv Deposit	23.07	251,017.40
General Journal	06/09/2021	WIRE	INVESTMENT ACQ...		Inv Deposit	19.92	251,037.32
General Journal	06/30/2021	WIRE	INVESTMENT LIQUI...		Inv Withdrawl	-72,493.05	178,544.27
General Journal	07/07/2021	WIRE	INVESTMENT ACQ...		Inv Deposit	15.51	178,559.78
General Journal	08/31/2021	WIRE	INVESTMENT ACQ...		Inv Deposit	176,678.55	355,238.33
General Journal	09/03/2021	WIRE	INVESTMENT ACQ...		Inv Deposit	25.58	355,263.91
General Journal	09/30/2021	WIRE	INVESTMENT LIQUI...		Inv Withdrawl	-133,561.47	221,702.44

30

Mason County Treasurer's Office

Account QuickReport

As of September 30, 2021

10/20/21

Accrual Basis

Type	Date	Num	Name	Memo	Split	Amount	Balance
Total 685309090 -SD#309 TRANS VEHICLE						-29,175.80	221,702.44
<b>685311010 - SD#311 GENERAL</b>							
General Journal	01/21/2021	WIRE	INVESTMENT LIQU...		Inv Withdrawl	-224.53	4,213,155.44
General Journal	01/29/2021	WIRE	INVESTMENT ACQ...		Inv Deposit	528,323.06	4,212,930.91
General Journal	02/11/2021	WIRE	INVESTMENT ACQ...		Inv Deposit	2,610,114.09	4,741,253.97
General Journal	02/26/2021	WIRE	INVESTMENT ACQ...		Inv Deposit	195,144.08	7,351,368.06
General Journal	03/31/2021	WIRE	INVESTMENT LIQU...		Inv Withdrawl	-2,738,614.00	7,546,512.14
General Journal	04/30/2021	WIRE	INVESTMENT ACQ...		Inv Deposit	809,563.77	4,807,898.14
General Journal	05/28/2021	WIRE	INVESTMENT LIQU...		Inv Withdrawl	-118,956.67	5,617,461.91
General Journal	06/08/2021	WIRE	INVESTMENT LIQU...		Inv Withdrawl	-11,205.00	5,498,505.24
General Journal	06/30/2021	WIRE	INVESTMENT LIQU...		Inv Withdrawl	-1,408,390.53	5,487,300.24
General Journal	07/30/2021	WIRE	INVESTMENT ACQ...		Inv Deposit	1,871,139.20	4,078,909.71
General Journal	08/31/2021	WIRE	INVESTMENT LIQU...		Inv Withdrawl	-370,126.42	5,950,048.91
General Journal	09/30/2021	WIRE	INVESTMENT LIQU...		Inv Withdrawl	-195,150.78	5,579,922.49
Total 685311010 - SD#311 GENERAL						1,171,616.27	5,384,771.71
<b>685311030 - SD#311 CAP PROJ</b>							
General Journal	01/29/2021	WIRE	INVESTMENT ACQ...		Inv Deposit	0.02	111.61
General Journal	02/11/2021	WIRE	INVESTMENT LIQU...		Inv Withdrawl	-0.01	111.63
General Journal	03/31/2021	WIRE	INVESTMENT ACQ...		Inv Deposit	0.02	111.62
General Journal	04/30/2021	WIRE	INVESTMENT ACQ...		Inv Deposit	0.01	111.64
General Journal	05/28/2021	WIRE	INVESTMENT ACQ...		Inv Deposit	0.01	111.65
General Journal	06/30/2021	WIRE	INVESTMENT ACQ...		Inv Deposit	0.01	111.66
General Journal	07/30/2021	WIRE	INVESTMENT ACQ...		Inv Deposit	760,000.01	111.67
General Journal	08/31/2021	WIRE	INVESTMENT LIQU...		Inv Withdrawl	-13,011.76	760,111.68
General Journal	09/30/2021	WIRE	INVESTMENT LIQU...		Inv Withdrawl	-39,160.29	747,099.92
Total 685311030 - SD#311 CAP PROJ						707,828.02	707,939.63
<b>685311080 - SD#311 ASB</b>							
General Journal	01/29/2021	WIRE	INVESTMENT ACQ...		Inv Deposit	1,842.70	22,243.87
General Journal	02/11/2021	WIRE	INVESTMENT LIQU...		Inv Withdrawl	-1,803.40	24,086.57
General Journal	02/26/2021	WIRE	INVESTMENT LIQU...		Inv Withdrawl	-927.03	22,283.17
General Journal	03/31/2021	WIRE	INVESTMENT ACQ...		Inv Deposit	2,620.20	21,356.14
General Journal	04/30/2021	WIRE	INVESTMENT LIQU...		Inv Withdrawl	-383.04	23,976.34
General Journal	05/28/2021	WIRE	INVESTMENT LIQU...		Inv Withdrawl	-9,332.71	23,593.30
General Journal	06/30/2021	WIRE	INVESTMENT ACQ...		Inv Deposit	4,894.83	14,260.59
General Journal	07/30/2021	WIRE	INVESTMENT LIQU...		Inv Withdrawl	-286.93	19,155.42
General Journal	08/31/2021	WIRE	INVESTMENT ACQ...		Inv Deposit	0.85	18,868.49
General Journal	09/30/2021	WIRE	INVESTMENT ACQ...		Inv Deposit	442.75	18,869.34
Total 685311080 - SD#311 ASB						-2,931.78	19,312.09
<b>685311090 -SD#311 TRANS VEHICLE</b>							
General Journal	01/29/2021	WIRE	INVESTMENT ACQ...		Inv Deposit	4.80	31,960.24
General Journal	02/11/2021	WIRE	INVESTMENT LIQU...		Inv Withdrawl	-0.77	31,965.04
General Journal	03/31/2021	WIRE	INVESTMENT ACQ...		Inv Deposit	7.63	31,964.27
General Journal	04/30/2021	WIRE	INVESTMENT ACQ...		Inv Deposit	3.14	31,971.90
General Journal	05/28/2021	WIRE	INVESTMENT ACQ...		Inv Deposit	2.94	31,975.04
General Journal	06/30/2021	WIRE	INVESTMENT ACQ...		Inv Deposit	2.54	31,977.98
General Journal	07/30/2021	WIRE	INVESTMENT ACQ...		Inv Deposit	65,001.98	31,980.52
General Journal	08/31/2021	WIRE	INVESTMENT ACQ...		Inv Deposit	34,376.68	96,982.50
General Journal	09/30/2021	WIRE	INVESTMENT ACQ...		Inv Deposit	5.19	131,359.18
Total 685311090 -SD#311 TRANS VEHICLE						99,404.13	131,364.37
<b>685402010 - SD#402 GENERAL</b>							
General Journal	01/29/2021	WIRE	INVESTMENT LIQU...		Inv Withdrawl	-297,000.00	3,049,411.17
General Journal	02/26/2021	WIRE	INVESTMENT LIQU...		Inv Withdrawl	-215,000.00	2,752,411.17
General Journal	03/11/2021	WIRE	INVESTMENT ACQ...		Inv Deposit	37,000.00	2,537,411.17
General Journal	04/05/2021	WIRE	INVESTMENT ACQ...		Inv Deposit	158,000.00	2,574,411.17
General Journal	04/30/2021	WIRE	INVESTMENT ACQ...		Inv Deposit	200,000.00	2,732,411.17
General Journal	05/18/2021	WIRE	INVESTMENT ACQ...		Inv Deposit	525,000.00	2,932,411.17
General Journal	05/28/2021	WIRE	INVESTMENT ACQ...		Inv Deposit	525,000.00	3,457,411.17
General Journal	05/28/2021	WIRE	INVESTMENT LIQU...		Inv Withdrawl	-280,000.00	3,177,411.17
General Journal	06/30/2021	WIRE	INVESTMENT LIQU...		Inv Withdrawl	-427,000.00	2,750,411.17
General Journal	08/06/2021	WIRE	INVESTMENT ACQ...		Inv Deposit	70,000.00	2,820,411.17
Total 685402010 - SD#402 GENERAL						-229,000.00	2,820,411.17
<b>685402030 - SD#402 CAP PROJ</b>							
General Journal	02/26/2021	WIRE	INVESTMENT ACQ...		Inv Deposit	9,318.00	0.00
General Journal	03/11/2021	WIRE	INVESTMENT ACQ...		Inv Deposit	17,000.00	9,318.00
General Journal	04/05/2021	WIRE	INVESTMENT ACQ...		Inv Deposit	107,150.00	26,318.00
General Journal	04/30/2021	WIRE	INVESTMENT ACQ...		Inv Deposit	312,000.00	133,468.00
General Journal	05/18/2021	WIRE	INVESTMENT ACQ...		Inv Deposit	97,000.00	445,468.00
General Journal	05/28/2021	WIRE	INVESTMENT ACQ...		Inv Deposit	97,000.00	542,468.00
General Journal	05/28/2021	WIRE	INVESTMENT LIQU...		Inv Withdrawl	-462,000.00	80,468.00
General Journal	06/30/2021	WIRE	INVESTMENT LIQU...		Inv Deposit	15,000.00	95,468.00
General Journal	07/30/2021	WIRE	INVESTMENT ACQ...		Inv Deposit	1,100.00	96,568.00

37

Mason County Treasurer's Office  
**Account QuickReport**  
 As of September 30, 2021

Type	Date	Num	Name	Memo	Split	Amount	Balance
General Journal	08/06/2021	WIRE	INVESTMENT ACQ...		Inv Deposit	3,300.00	99,868.00
Total 685402030 - SD#402 CAP PROJ						99,868.00	99,868.00
<b>685402060 - SD#402 DEBT SERVICE</b>							157,075.61
General Journal	01/11/2021	WIRE	INVESTMENT ACQ...		Inv Deposit	22,200.00	179,275.61
General Journal	02/26/2021	WIRE	INVESTMENT ACQ...		Inv Deposit	4,539.00	183,814.61
General Journal	03/11/2021	WIRE	INVESTMENT ACQ...		Inv Deposit	33,000.00	216,814.61
General Journal	04/05/2021	WIRE	INVESTMENT ACQ...		Inv Deposit	145,450.00	362,264.61
General Journal	04/30/2021	WIRE	INVESTMENT ACQ...		Inv Deposit	429,000.00	791,264.61
General Journal	05/18/2021	WIRE	INVESTMENT ACQ...		Inv Deposit	134,000.00	925,264.61
General Journal	05/28/2021	WIRE	INVESTMENT LIQUIL...		Inv Withdrawl	-391,000.00	534,264.61
General Journal	06/30/2021	WIRE	INVESTMENT ACQ...		Inv Deposit	11,900.00	546,164.61
General Journal	07/30/2021	WIRE	INVESTMENT ACQ...		Inv Deposit	10,200.00	556,364.61
General Journal	08/06/2021	WIRE	INVESTMENT ACQ...		Inv Deposit	4,500.00	560,864.61
Total 685402060 - SD#402 DEBT SERVICE						403,789.00	560,864.61
<b>685402080 - SD#402 ASB</b>							53,669.12
General Journal	01/11/2021	WIRE	INVESTMENT ACQ...		Inv Deposit	33.00	53,702.12
General Journal	02/26/2021	WIRE	INVESTMENT ACQ...		Inv Deposit	24.00	53,726.12
General Journal	03/31/2021	WIRE	INVESTMENT LIQUIL...		Inv Withdrawl	-923.00	52,803.12
General Journal	07/30/2021	WIRE	INVESTMENT LIQUIL...		Inv Withdrawl	-1,550.00	51,253.12
General Journal	08/06/2021	WIRE	INVESTMENT ACQ...		Inv Deposit	60.00	51,313.12
Total 685402080 - SD#402 ASB						-2,356.00	51,313.12
<b>685402090 -SD#402 TRANS VEHICLE</b>							182,394.14
General Journal	01/11/2021	WIRE	INVESTMENT ACQ...		Inv Deposit	74.00	182,468.14
General Journal	04/30/2021	WIRE	INVESTMENT LIQUIL...		Inv Withdrawl	-129,650.00	52,818.14
Total 685402090 -SD#402 TRANS VEHICLE						-129,576.00	52,818.14
<b>685403010 - SD#403 GENERAL</b>							4,236,177.36
General Journal	01/14/2021	WIRE	INVESTMENT LIQUIL...		Inv Withdrawl	-324,805.09	3,911,372.27
General Journal	01/29/2021	WIRE	INVESTMENT LIQUIL...		Inv Withdrawl	-257,796.18	3,653,576.09
General Journal	02/11/2021	WIRE	INVESTMENT LIQUIL...		Inv Withdrawl	-156,302.73	3,497,273.36
General Journal	02/26/2021	WIRE	INVESTMENT ACQ...		Inv Deposit	190,972.22	3,688,245.58
General Journal	03/15/2021	WIRE	INVESTMENT LIQUIL...		Inv Withdrawl	-196,066.46	3,492,179.12
General Journal	03/31/2021	WIRE	INVESTMENT ACQ...		Inv Deposit	156,641.71	3,648,820.83
General Journal	04/15/2021	WIRE	INVESTMENT LIQUIL...		Inv Withdrawl	-260,228.72	3,388,592.11
General Journal	04/30/2021	WIRE	INVESTMENT ACQ...		Inv Deposit	619,129.96	4,007,722.07
General Journal	05/14/2021	WIRE	INVESTMENT LIQUIL...		Inv Withdrawl	-415,564.07	3,592,158.00
General Journal	05/28/2021	WIRE	INVESTMENT LIQUIL...		Inv Withdrawl	-635,403.74	2,956,754.26
General Journal	06/11/2021	WIRE	INVESTMENT LIQUIL...		Inv Withdrawl	-271,666.10	2,685,088.16
General Journal	06/30/2021	WIRE	INVESTMENT ACQ...		Inv Deposit	614,322.99	3,299,411.15
General Journal	07/15/2021	WIRE	INVESTMENT LIQUIL...		Inv Withdrawl	-243,556.98	3,055,854.17
General Journal	07/30/2021	WIRE	INVESTMENT ACQ...		Inv Deposit	1,037,534.20	4,093,388.37
General Journal	08/13/2021	WIRE	INVESTMENT LIQUIL...		Inv Withdrawl	-72,842.05	4,020,546.32
General Journal	08/31/2021	WIRE	INVESTMENT ACQ...		Inv Deposit	148,222.32	4,168,768.64
General Journal	09/15/2021	WIRE	INVESTMENT LIQUIL...		Inv Withdrawl	-154,919.75	4,013,848.89
General Journal	09/30/2021	WIRE	INVESTMENT LIQUIL...		Inv Withdrawl	-772,617.63	3,241,231.26
Total 685403010 - SD#403 GENERAL						-994,946.10	3,241,231.26
<b>685403030 - SD#403 CAP PROJ</b>							584,770.25
General Journal	01/14/2021	WIRE	INVESTMENT ACQ...		Inv Deposit	81.02	584,851.27
General Journal	01/29/2021	WIRE	INVESTMENT LIQUIL...		Inv Withdrawl	-46,978.65	537,872.62
General Journal	02/11/2021	WIRE	INVESTMENT ACQ...		Inv Deposit	73.77	537,946.39
General Journal	03/15/2021	WIRE	INVESTMENT ACQ...		Inv Deposit	515.29	538,461.68
General Journal	03/31/2021	WIRE	INVESTMENT LIQUIL...		Inv Withdrawl	-14,223.65	524,238.03
General Journal	04/15/2021	WIRE	INVESTMENT LIQUIL...		Inv Withdrawl	-2,314.44	521,923.59
General Journal	05/14/2021	WIRE	INVESTMENT ACQ...		Inv Deposit	49.44	521,973.03
General Journal	05/28/2021	WIRE	INVESTMENT LIQUIL...		Inv Withdrawl	-15,889.76	506,083.27
General Journal	06/11/2021	WIRE	INVESTMENT LIQUIL...		Inv Withdrawl	-2,227.99	503,855.28
General Journal	06/30/2021	WIRE	INVESTMENT LIQUIL...		Inv Withdrawl	-20,493.00	483,362.28
General Journal	07/15/2021	WIRE	INVESTMENT ACQ...		Inv Deposit	32.13	483,394.41
General Journal	08/13/2021	WIRE	INVESTMENT ACQ...		Inv Deposit	29.65	483,424.06
General Journal	08/31/2021	WIRE	INVESTMENT LIQUIL...		Inv Withdrawl	-22,854.28	460,569.78
General Journal	09/15/2021	WIRE	INVESTMENT LIQUIL...		Inv Withdrawl	-19,336.99	441,232.79
General Journal	09/30/2021	WIRE	INVESTMENT LIQUIL...		Inv Withdrawl	-6,333.17	434,899.62
Total 685403030 - SD#403 CAP PROJ						-149,870.63	434,899.62
<b>685403060 - SD#403 DEBT SERVICE</b>							251,664.37
General Journal	01/14/2021	WIRE	INVESTMENT ACQ...		Inv Deposit	38,167.47	289,831.84
General Journal	01/29/2021	WIRE	INVESTMENT ACQ...		Inv Deposit	6,298.78	296,130.62
General Journal	02/11/2021	WIRE	INVESTMENT ACQ...		Inv Deposit	24,397.54	320,528.16
General Journal	03/15/2021	WIRE	INVESTMENT ACQ...		Inv Deposit	158,920.18	479,448.34
General Journal	04/15/2021	WIRE	INVESTMENT ACQ...		Inv Deposit	262,073.73	741,522.07

## Mason County Treasurer's Office Account QuickReport As of September 30, 2021

10/20/21

Accrual Basis

Type	Date	Num	Name	Memo	Split	Amount	Balance
General Journal	05/14/2021	WIRE	INVESTMENT ACQ...		Inv Deposit	1,128,068.83	1,869,590.90
General Journal	05/28/2021	WIRE	INVESTMENT LIQU...		Inv Withdrawl	-741,522.00	1,128,068.90
General Journal	07/15/2021	WIRE	INVESTMENT ACQ...		Inv Deposit	258,181.14	1,386,250.04
General Journal	08/13/2021	WIRE	INVESTMENT ACQ...		Inv Deposit	151,154.15	1,537,404.19
General Journal	09/15/2021	WIRE	INVESTMENT ACQ...		Inv Deposit	40,099.36	1,577,503.55
General Journal	09/30/2021	WIRE	INVESTMENT LIQU...		Inv Withdrawl	-923.84	1,576,579.71
Total 685403060 - SD#403 DEBT SERVICE						1,324,915.34	1,576,579.71
<b>685403080 - SD#403 ASB</b>							393,712.10
General Journal	01/14/2021	WIRE	INVESTMENT ACQ...		Inv Deposit	4,628.04	398,340.14
General Journal	01/29/2021	WIRE	INVESTMENT ACQ...		Inv Deposit	795.83	399,135.97
General Journal	02/11/2021	WIRE	INVESTMENT ACQ...		Inv Deposit	4,829.38	403,965.35
General Journal	02/26/2021	WIRE	INVESTMENT LIQU...		Inv Withdrawl	-4,269.64	399,695.71
General Journal	03/15/2021	WIRE	INVESTMENT ACQ...		Inv Deposit	8,444.48	408,140.19
General Journal	03/31/2021	WIRE	INVESTMENT LIQU...		Inv Withdrawl	-1,316.31	406,823.88
General Journal	04/15/2021	WIRE	INVESTMENT LIQU...		Inv Withdrawl	-1,667.74	405,156.14
General Journal	04/30/2021	WIRE	INVESTMENT LIQU...		Inv Withdrawl	-3,033.61	402,122.53
General Journal	05/14/2021	WIRE	INVESTMENT ACQ...		Inv Deposit	8,669.86	410,792.39
General Journal	05/28/2021	WIRE	INVESTMENT ACQ...		Inv Deposit	1,880.96	412,673.35
General Journal	06/11/2021	WIRE	INVESTMENT LIQU...		Inv Withdrawl	-8,742.00	403,931.35
General Journal	06/30/2021	WIRE	INVESTMENT LIQU...		Inv Withdrawl	-16,051.37	387,879.98
General Journal	07/15/2021	WIRE	INVESTMENT ACQ...		Inv Deposit	2,606.05	390,486.03
General Journal	07/30/2021	WIRE	INVESTMENT LIQU...		Inv Withdrawl	-451.69	390,034.34
General Journal	08/13/2021	WIRE	INVESTMENT ACQ...		Inv Deposit	920.91	390,955.25
General Journal	08/31/2021	WIRE	INVESTMENT LIQU...		Inv Withdrawl	-452.36	390,502.89
General Journal	09/15/2021	WIRE	INVESTMENT ACQ...		Inv Deposit	3,028.86	393,531.75
General Journal	09/30/2021	WIRE	INVESTMENT ACQ...		Inv Deposit	13,015.12	406,546.87
Total 685403080 - SD#403 ASB						12,834.77	406,546.87
<b>685403090 -SD#403 TRANS VEHICLE</b>							180,228.85
General Journal	01/14/2021	WIRE	INVESTMENT ACQ...		Inv Deposit	22.70	180,251.55
General Journal	02/11/2021	WIRE	INVESTMENT ACQ...		Inv Deposit	22.70	180,274.25
General Journal	03/15/2021	WIRE	INVESTMENT ACQ...		Inv Deposit	20.28	180,294.53
General Journal	04/15/2021	WIRE	INVESTMENT ACQ...		Inv Deposit	17.71	180,312.24
General Journal	05/14/2021	WIRE	INVESTMENT ACQ...		Inv Deposit	16.57	180,328.81
General Journal	06/11/2021	WIRE	INVESTMENT ACQ...		Inv Deposit	14.31	180,343.12
General Journal	07/15/2021	WIRE	INVESTMENT ACQ...		Inv Deposit	12,405.51	192,748.63
General Journal	08/13/2021	WIRE	INVESTMENT ACQ...		Inv Deposit	10.61	192,759.24
General Journal	08/31/2021	WIRE	INVESTMENT ACQ...		Inv Deposit	146,752.46	339,511.70
General Journal	09/15/2021	WIRE	INVESTMENT ACQ...		Inv Deposit	26.82	339,538.52
Total 685403090 -SD#403 TRANS VEHICLE						159,309.67	339,538.52
<b>685404010 - SD#404 GENERAL</b>							1,771,041.25
General Journal	01/29/2021	WIRE	INVESTMENT LIQU...		Inv Withdrawl	-205,000.00	1,566,041.25
General Journal	03/31/2021	WIRE	INVESTMENT ACQ...		Inv Deposit	375,000.00	1,941,041.25
General Journal	04/30/2021	WIRE	INVESTMENT ACQ...		Inv Deposit	120,000.00	2,061,041.25
General Journal	05/28/2021	WIRE	INVESTMENT ACQ...		Inv Deposit	86,000.00	2,147,041.25
General Journal	06/30/2021	WIRE	INVESTMENT LIQU...		Inv Withdrawl	-350,000.00	1,797,041.25
General Journal	07/30/2021	WIRE	INVESTMENT LIQU...		Inv Withdrawl	-182,000.00	1,615,041.25
General Journal	09/01/2021	WIRE	INVESTMENT ACQ...		Inv Deposit	200,000.00	1,815,041.25
General Journal	09/30/2021	WIRE	INVESTMENT LIQU...		Inv Withdrawl	-350,000.00	1,465,041.25
Total 685404010 - SD#404 GENERAL						-306,000.00	1,465,041.25
<b>685404030 - SD#404 CAP PROJ</b>							393,000.00
General Journal	01/29/2021	WIRE	INVESTMENT ACQ...		Inv Deposit	153,000.00	546,000.00
General Journal	03/31/2021	WIRE	INVESTMENT LIQU...		Inv Withdrawl	-135,000.00	411,000.00
General Journal	04/30/2021	WIRE	INVESTMENT ACQ...		Inv Deposit	48,000.00	459,000.00
General Journal	05/28/2021	WIRE	INVESTMENT ACQ...		Inv Deposit	190,000.00	649,000.00
General Journal	06/04/2021	WIRE	INVESTMENT ACQ...		Inv Deposit	13,023.00	662,023.00
General Journal	07/06/2021	WIRE	INVESTMENT LIQU...		Inv Withdrawl	-6,558.00	655,465.00
General Journal	09/01/2021	WIRE	INVESTMENT LIQU...		Inv Withdrawl	-13,000.00	642,465.00
General Journal	09/30/2021	WIRE	INVESTMENT ACQ...		Inv Deposit	29,000.00	671,465.00
Total 685404030 - SD#404 CAP PROJ						278,465.00	671,465.00
<b>685404050 - SD#404 TR &amp; AGENCY</b>							64,922.16
General Journal	01/29/2021	WIRE	INVESTMENT LIQU...		Inv Withdrawl	-470.00	64,452.16
General Journal	03/31/2021	WIRE	INVESTMENT LIQU...		Inv Withdrawl	-220.00	64,232.16
General Journal	04/30/2021	WIRE	INVESTMENT LIQU...		Inv Withdrawl	-210.00	64,022.16
General Journal	05/28/2021	WIRE	INVESTMENT ACQ...		Inv Deposit	250.00	64,272.16
General Journal	06/30/2021	WIRE	INVESTMENT LIQU...		Inv Withdrawl	-170.00	64,102.16
General Journal	07/30/2021	WIRE	INVESTMENT ACQ...		Inv Deposit	350.00	64,452.16
General Journal	09/01/2021	WIRE	INVESTMENT ACQ...		Inv Deposit	100.00	64,552.16
Total 685404050 - SD#404 TR & AGENCY						-370.00	64,552.16

39

10:32 AM

10/20/21

Accrual Basis

**Mason County Treasurer's Office**  
**Account QuickReport**  
 As of September 30, 2021

Type	Date	Num	Name	Memo	Split	Amount	Balance
<b>685404060 - SD#404 DEBT SERVICE</b>							
General Journal	01/29/2021	WIRE	INVESTMENT ACQ...		Inv Deposit	44,000.00	528,202.39
General Journal	03/31/2021	WIRE	INVESTMENT ACQ...		Inv Deposit	71,000.00	572,202.39
General Journal	04/30/2021	WIRE	INVESTMENT ACQ...		Inv Deposit	210,000.00	643,202.39
General Journal	05/28/2021	WIRE	INVESTMENT ACQ...		Inv Deposit	190,000.00	853,202.39
General Journal	06/30/2021	WIRE	INVESTMENT ACQ...		Inv Deposit	10,000.00	1,043,202.39
General Journal	07/30/2021	WIRE	INVESTMENT ACQ...		Inv Deposit	1,500.00	1,053,202.39
General Journal	09/01/2021	WIRE	INVESTMENT ACQ...		Inv Deposit	1,500.00	1,054,702.39
General Journal	09/30/2021	WIRE	INVESTMENT ACQ...		Inv Deposit	83,300.00	1,056,202.39
Total 685404060 - SD#404 DEBT SERVICE						611,300.00	1,139,502.39
<b>685404080 - SD#404 ASB</b>							
General Journal	01/29/2021	WIRE	INVESTMENT ACQ...		Inv Deposit	250.00	26,792.76
General Journal	03/31/2021	WIRE	INVESTMENT ACQ...		Inv Deposit	700.00	27,042.76
General Journal	04/30/2021	WIRE	INVESTMENT ACQ...		Inv Deposit	2,000.00	27,742.76
General Journal	05/28/2021	WIRE	INVESTMENT LIQUI...		Inv Withdrawl	-200.00	29,542.76
General Journal	06/30/2021	WIRE	INVESTMENT LIQUI...		Inv Withdrawl	-5,650.00	23,892.76
General Journal	09/01/2021	WIRE	INVESTMENT ACQ...		Inv Deposit	390.00	24,282.76
Total 685404080 - SD#404 ASB						-2,510.00	24,282.76
<b>685404090 -SD#404 TRANS VEHICLE</b>							
General Journal	03/31/2021	WIRE	INVESTMENT ACQ...		Inv Deposit	50.00	90,424.79
General Journal	05/28/2021	WIRE	INVESTMENT ACQ...		Inv Deposit	35,000.00	90,474.79
General Journal	09/01/2021	WIRE	INVESTMENT ACQ...		Inv Deposit	28,900.00	125,474.79
General Journal	09/30/2021	WIRE	INVESTMENT ACQ...		Inv Deposit	42,800.00	154,374.79
Total 685404090 -SD#404 TRANS VEHICLE						106,750.00	197,174.79
<b>690001010 - BWD DIST#1 M&amp;O</b>							
Total 690001010 - BWD DIST#1 M&O							711.57
<b>690001045 - BWD #1 CAP IMPR FAC</b>							
Total 690001045 - BWD #1 CAP IMPR FAC							1,048.51
<b>690002010 - TEW DIST#2 GENERAL</b>							
Total 690002010 - TEW DIST#2 GENERAL							27,481.80
<b>690002020 - TEW DIST #2 RESV MT</b>							
Total 690002020 - TEW DIST #2 RESV MT							26,983.79
<b>690002065 - TEW DIST #2 WTR REV</b>							
Total 690002065 - TEW DIST #2 WTR REV							118,781.64
<b>690002130 -TEW DIST #2 ASMT REV</b>							
Total 690002130 -TEW DIST #2 ASMT REV							8,533.18
<b>690003020 - MLWD#3 CAP IMP RESV</b>							
General Journal	01/14/2021	WIRE	INVESTMENT ACQ...		Inv Deposit	2,700.00	115,414.80
General Journal	05/21/2021	WIRE	INVESTMENT ACQ...		Inv Deposit	6,000.00	118,114.80
General Journal	08/13/2021	WIRE	INVESTMENT ACQ...		Inv Deposit	2,120.00	124,114.80
Total 690003020 - MLWD#3 CAP IMP RESV						10,820.00	126,234.80
<b>690005010 -HARSTENE PT WTR/SWR</b>							
General Journal	02/03/2021	WIRE	INVESTMENT ACQ...		Inv Deposit	16,000.00	34,000.00
General Journal	08/10/2021	WIRE	INVESTMENT ACQ...		Inv Deposit	80,000.00	50,000.00
Total 690005010 -HARSTENE PT WTR/SWR						96,000.00	130,000.00
<b>690005020 -HARSTENE PT W/S RESV</b>							
General Journal	01/06/2021	WIRE	INVESTMENT ACQ...		Inv Deposit	9,039.85	316,343.18
General Journal	02/03/2021	WIRE	INVESTMENT ACQ...		Inv Deposit	39.84	325,383.03
General Journal	03/03/2021	WIRE	INVESTMENT ACQ...		Inv Deposit	36.45	325,422.87
General Journal	03/12/2021	WIRE	INVESTMENT ACQ...		Inv Deposit	13,326.44	325,459.32
General Journal	04/07/2021	WIRE	INVESTMENT ACQ...		Inv Deposit	31.97	338,785.76
General Journal	05/07/2021	WIRE	INVESTMENT LIQUI...		Inv Withdrawl	-29,889.30	338,817.73
General Journal	06/11/2021	WIRE	INVESTMENT ACQ...		Inv Deposit	26.88	308,928.43
General Journal	06/14/2021	WIRE	INVESTMENT LIQUI...		Inv Withdrawl	-39,195.63	308,955.31
General Journal	07/08/2021	WIRE	INVESTMENT ACQ...		Inv Deposit	19.45	269,759.68
General Journal	08/10/2021	WIRE	INVESTMENT ACQ...		Inv Deposit	16.87	269,779.13
General Journal	09/10/2021	WIRE	INVESTMENT ACQ...		Inv Deposit	38.66	269,796.00
Total 690005020 -HARSTENE PT W/S RESV						-46,508.52	269,834.66
<b>690005030 -HARSTENE PT W/S ECOL</b>							
General Journal	01/06/2021	WIRE	INVESTMENT ACQ...		Inv Deposit	5.10	40,505.70
General Journal	02/03/2021	WIRE	INVESTMENT ACQ...		Inv Deposit	5.10	40,510.80
General Journal	03/03/2021	WIRE	INVESTMENT ACQ...		Inv Deposit	4.56	40,515.90
General Journal	04/07/2021	WIRE	INVESTMENT ACQ...		Inv Deposit	3.98	40,520.46
							40,524.44

40



Mason County Treasurer's Office

Account QuickReport

As of September 30, 2021

10/20/21

Accrual Basis

Type	Date	Num	Name	Memo	Split	Amount	Balance
General Journal	05/07/2021	WIRE	INVESTMENT ACQ...		Inv Deposit	3.72	40,528.16
General Journal	06/11/2021	WIRE	INVESTMENT ACQ...		Inv Deposit	3.22	40,531.38
General Journal	06/14/2021	WIRE	INVESTMENT ACQ...		Inv Deposit	3.22	40,534.60
General Journal	06/15/2021	WIRE	INVESTMENT LIQUI...		Inv Withdrawal	-3.22	40,531.38
General Journal	07/08/2021	WIRE	INVESTMENT ACQ...		Inv Deposit	2.51	40,533.89
General Journal	08/10/2021	WIRE	INVESTMENT ACQ...		Inv Deposit	2.38	40,536.27
General Journal	09/10/2021	WIRE	INVESTMENT ACQ...		Inv Deposit	5.80	40,542.07
Total 690005030 -HARSTENE PT W/S ECOL						36.37	40,542.07
<b>690005050-HARTSTENE DWSFR LOAN</b>							20,430.39
General Journal	01/06/2021	WIRE	INVESTMENT ACQ...		Inv Deposit	6,778.88	27,209.27
General Journal	02/03/2021	WIRE	INVESTMENT ACQ...		Inv Deposit	6,780.41	33,989.68
General Journal	03/03/2021	WIRE	INVESTMENT ACQ...		Inv Deposit	6,780.94	40,770.62
General Journal	04/07/2021	WIRE	INVESTMENT ACQ...		Inv Deposit	6,781.30	47,551.92
General Journal	05/07/2021	WIRE	INVESTMENT ACQ...		Inv Deposit	6,781.70	54,333.62
General Journal	06/11/2021	WIRE	INVESTMENT ACQ...		Inv Deposit	6,781.67	61,115.29
General Journal	06/14/2021	WIRE	INVESTMENT ACQ...		Inv Deposit	6,781.67	67,896.96
General Journal	06/15/2021	WIRE	INVESTMENT LIQUI...		Inv Withdrawal	-6,781.67	61,115.29
General Journal	07/08/2021	WIRE	INVESTMENT ACQ...		Inv Deposit	6,781.28	67,896.57
General Journal	08/10/2021	WIRE	INVESTMENT ACQ...		Inv Deposit	6,781.48	74,678.05
General Journal	09/10/2021	WIRE	INVESTMENT ACQ...		Inv Deposit	6,787.51	81,465.56
General Journal	09/20/2021	WIRE	INVESTMENT LIQUI...		Inv Withdrawal	-81,431.80	33.76
Total 690005050-HARTSTENE DWSFR LOAN						-20,396.63	33.76
<b>690005070-HARTSTENE WATER BOND</b>							33,783.23
General Journal	01/06/2021	WIRE	INVESTMENT ACQ...		Inv Deposit	331.92	34,115.15
General Journal	02/03/2021	WIRE	INVESTMENT ACQ...		Inv Deposit	332.00	34,447.15
General Journal	03/03/2021	WIRE	INVESTMENT ACQ...		Inv Deposit	331.58	34,778.73
General Journal	04/07/2021	WIRE	INVESTMENT ACQ...		Inv Deposit	331.13	35,109.86
General Journal	05/07/2021	WIRE	INVESTMENT ACQ...		Inv Deposit	331.11	35,440.97
General Journal	06/11/2021	WIRE	INVESTMENT ACQ...		Inv Deposit	330.53	35,771.50
General Journal	06/14/2021	WIRE	INVESTMENT ACQ...		Inv Deposit	330.53	36,102.03
General Journal	06/15/2021	WIRE	INVESTMENT LIQUI...		Inv Withdrawal	-330.53	35,771.50
General Journal	07/08/2021	WIRE	INVESTMENT ACQ...		Inv Deposit	329.93	36,101.43
General Journal	08/10/2021	WIRE	INVESTMENT ACQ...		Inv Deposit	329.85	36,431.28
General Journal	09/10/2021	WIRE	INVESTMENT ACQ...		Inv Deposit	332.91	36,764.19
Total 690005070-HARTSTENE WATER BOND						2,980.96	36,764.19
<b>800000010 - TDC - STATE POOL</b>							50,885,679.46
General Journal	01/05/2021	WIRE	INVESTMENT ACQ...		Inv Deposit	2,500,000.00	53,385,679.46
General Journal	01/06/2021	WIRE	INVESTMENT LIQUI...		Inv Withdrawal	-2,500,000.00	50,885,679.46
General Journal	01/11/2021	WIRE	INVESTMENT ACQ...		Inv Deposit	250,000.00	51,135,679.46
General Journal	01/13/2021	WIRE	INVESTMENT LIQUI...		Inv Withdrawal	-2,000,000.00	49,135,679.46
General Journal	01/14/2021	WIRE	INVESTMENT LIQUI...		Inv Withdrawal	-3,000,000.00	46,135,679.46
General Journal	01/15/2021	WIRE	INVESTMENT ACQ...		Inv Deposit	55,000.00	46,190,679.46
General Journal	01/20/2021	WIRE	INVESTMENT LIQUI...		Inv Withdrawal	-300,000.00	45,890,679.46
General Journal	01/21/2021	WIRE	INVESTMENT ACQ...		Inv Deposit	224.53	45,890,903.99
General Journal	01/22/2021	WIRE	INVESTMENT LIQUI...		Inv Withdrawal	-2,737,500.00	43,153,403.99
General Journal	01/29/2021	WIRE	INVESTMENT ACQ...		Inv Deposit	3,000,000.00	46,153,403.99
General Journal	02/03/2021	WIRE	INVESTMENT LIQUI...		Inv Withdrawal	-900,000.00	45,253,403.99
General Journal	02/04/2021	WIRE	INVESTMENT LIQUI...		Inv Withdrawal	-1,500,000.00	43,753,403.99
General Journal	02/05/2021	WIRE	INVESTMENT ACQ...		Inv Deposit	4,459.69	43,757,863.68
General Journal	02/09/2021	WIRE	INVESTMENT ACQ...		Inv Deposit	103,076.38	43,860,940.06
General Journal	02/10/2021	WIRE	INVESTMENT ACQ...		Inv Deposit	13,367.25	43,874,307.31
General Journal	02/11/2021	WIRE	INVESTMENT LIQUI...		Inv Withdrawal	-4,500,000.00	39,374,307.31
General Journal	02/12/2021	WIRE	INVESTMENT LIQUI...		Inv Withdrawal	-1,000,000.00	38,374,307.31
General Journal	02/16/2021	WIRE	INVESTMENT ACQ...		Inv Deposit	600,000.00	38,974,307.31
General Journal	02/18/2021	WIRE	INVESTMENT ACQ...		Inv Deposit	1,809.60	38,976,116.91
General Journal	02/19/2021	WIRE	INVESTMENT LIQUI...		Inv Withdrawal	-1,200,000.00	37,776,116.91
General Journal	02/23/2021	WIRE	INVESTMENT LIQUI...		Inv Withdrawal	-1,712,000.00	36,064,116.91
General Journal	02/25/2021	WIRE	INVESTMENT LIQUI...		Inv Withdrawal	-2,900,000.00	33,164,116.91
General Journal	02/26/2021	WIRE	INVESTMENT ACQ...		Inv Deposit	5,000,000.00	38,164,116.91
General Journal	03/01/2021	WIRE	INVESTMENT ACQ...		Inv Deposit	5,500,000.00	43,664,116.91
General Journal	03/04/2021	WIRE	INVESTMENT LIQUI...		Inv Withdrawal	-330,000.00	43,334,116.91
General Journal	03/08/2021	WIRE	INVESTMENT ACQ...		Inv Deposit	244,468.30	43,578,585.21
General Journal	03/11/2021	WIRE	INVESTMENT LIQUI...		Inv Withdrawal	-4,074,884.29	39,503,700.92
General Journal	03/12/2021	WIRE	INVESTMENT ACQ...		Inv Deposit	452,450.18	39,956,151.10
General Journal	03/15/2021	WIRE	INVESTMENT ACQ...		Inv Deposit	1,190,000.00	41,146,151.10
General Journal	03/18/2021	WIRE	INVESTMENT LIQUI...		Inv Withdrawal	-1,310,000.00	39,836,151.10
General Journal	03/24/2021	WIRE	INVESTMENT ACQ...		Inv Deposit	1,400,000.00	41,236,151.10
General Journal	03/25/2021	WIRE	INVESTMENT LIQUI...		Inv Withdrawal	-1,725,000.00	39,511,151.10
General Journal	03/29/2021	WIRE	INVESTMENT ACQ...		Inv Deposit	1,150,000.00	40,661,151.10
General Journal	03/31/2021	WIRE	INVESTMENT ACQ...		Inv Deposit	8,000,000.00	48,661,151.10
General Journal	04/05/2021	WIRE	INVESTMENT ACQ...		Inv Deposit	3,500,000.00	52,161,151.10
General Journal	04/07/2021	WIRE	INVESTMENT LIQUI...		Inv Withdrawal	-4,800,000.00	47,361,151.10
General Journal	04/08/2021	WIRE	INVESTMENT LIQUI...		Inv Withdrawal	-3,000,000.00	44,361,151.10

41

Mason County Treasurer's Office

Account QuickReport

As of September 30, 2021

10/20/21

Accrual Basis

Type	Date	Num	Name	Memo	Split	Amount	Balance
General Journal	04/13/2021	WIRE	INVESTMENT ACQ...		Inv Deposit	800,000.00	45,161,151.10
General Journal	04/15/2021	WIRE	INVESTMENT ACQ...		Inv Deposit	1,275,000.00	46,436,151.10
General Journal	04/22/2021	WIRE	INVESTMENT ACQ...		Inv Deposit	9,000,000.00	55,436,151.10
General Journal	04/26/2021	WIRE	INVESTMENT ACQ...		Inv Deposit	3,500,000.00	58,936,151.10
General Journal	04/27/2021	WIRE	INVESTMENT ACQ...		Inv Deposit	2,600,000.00	61,536,151.10
General Journal	04/28/2021	WIRE	INVESTMENT ACQ...		Inv Deposit	10,000.00	61,546,151.10
General Journal	04/30/2021	WIRE	INVESTMENT ACQ...		Inv Deposit	5,000,000.00	66,546,151.10
General Journal	05/04/2021	WIRE	INVESTMENT ACQ...		Inv Deposit	9,000,000.00	75,546,151.10
General Journal	05/06/2021	WIRE	INVESTMENT LIQUI...		Inv Withdrawal	-3,690,000.00	71,856,151.10
General Journal	05/07/2021	WIRE	INVESTMENT ACQ...		Inv Deposit	22,772.77	71,878,923.87
General Journal	05/10/2021	WIRE	INVESTMENT ACQ...		Inv Deposit	48,924.61	71,927,848.48
General Journal	05/14/2021	WIRE	INVESTMENT LIQUI...		Inv Withdrawal	-1,083,000.00	70,844,848.48
General Journal	05/18/2021	WIRE	INVESTMENT LIQUI...		Inv Withdrawal	-733,338.33	70,111,510.15
General Journal	05/19/2021	WIRE	INVESTMENT LIQUI...		Inv Withdrawal	-9,500,000.00	60,611,510.15
General Journal	05/21/2021	WIRE	INVESTMENT LIQUI...		Inv Withdrawal	-3,183,000.00	57,428,510.15
General Journal	05/24/2021	WIRE	INVESTMENT LIQUI...		Inv Withdrawal	-416,557.92	57,011,952.23
General Journal	05/25/2021	WIRE	INVESTMENT LIQUI...		Inv Withdrawal	-684,702.81	56,327,249.42
General Journal	05/28/2021	WIRE	INVESTMENT ACQ...		Inv Deposit	6,000,000.00	62,327,249.42
General Journal	06/01/2021	WIRE	INVESTMENT ACQ...		Inv Deposit	4,000,000.00	66,327,249.42
General Journal	06/02/2021	WIRE	INVESTMENT LIQUI...		Inv Withdrawal	-5,690,000.00	60,637,249.42
General Journal	06/03/2021	WIRE	INVESTMENT LIQUI...		Inv Withdrawal	-1,659,000.00	58,978,249.42
General Journal	06/04/2021	WIRE	INVESTMENT LIQUI...		Inv Withdrawal	-5,750,000.00	53,228,249.42
General Journal	06/07/2021	WIRE	INVESTMENT LIQUI...		Inv Withdrawal	-58,412.35	53,169,837.07
General Journal	06/08/2021	WIRE	INVESTMENT LIQUI...		Inv Withdrawal	-4,756,000.00	48,413,837.07
General Journal	06/09/2021	WIRE	INVESTMENT LIQUI...		Inv Withdrawal	-2,725,000.00	45,688,837.07
General Journal	06/10/2021	WIRE	INVESTMENT ACQ...		Inv Deposit	7,738.10	45,696,575.17
General Journal	06/11/2021	WIRE	INVESTMENT ACQ...		Inv Deposit	275,479.48	45,972,054.65
General Journal	06/14/2021	WIRE	INVESTMENT ACQ...		Inv Deposit	1,123,070.96	47,095,125.61
General Journal	06/15/2021	WIRE	INVESTMENT ACQ...		Inv Deposit	1,243,850.73	48,338,976.34
General Journal	06/17/2021	WIRE	INVESTMENT LIQUI...		Inv Withdrawal	-5,736,185.19	42,602,791.15
General Journal	06/22/2021	WIRE	INVESTMENT LIQUI...		Inv Withdrawal	-1,500,000.00	41,102,791.15
General Journal	06/24/2021	WIRE	INVESTMENT LIQUI...		Inv Withdrawal	-2,178,000.00	38,924,791.15
General Journal	06/25/2021	WIRE	INVESTMENT ACQ...		Inv Deposit	1,200.00	38,925,991.15
General Journal	07/01/2021	WIRE	INVESTMENT ACQ...		Inv Deposit	179,684.03	39,105,675.18
General Journal	07/06/2021	WIRE	INVESTMENT ACQ...		Inv Deposit	4,000,000.00	43,105,675.18
General Journal	07/07/2021	WIRE	INVESTMENT ACQ...		Inv Deposit	554,944.89	43,660,620.07
General Journal	07/08/2021	WIRE	INVESTMENT ACQ...		Inv Deposit	2,000,000.00	45,660,620.07
General Journal	07/09/2021	WIRE	INVESTMENT ACQ...		Inv Deposit	49.94	45,660,670.01
General Journal	07/15/2021	WIRE	INVESTMENT ACQ...		Inv Deposit	2,900,000.00	48,560,670.01
General Journal	07/16/2021	WIRE	INVESTMENT ACQ...		Inv Deposit	160,000.00	48,720,670.01
General Journal	07/20/2021	WIRE	INVESTMENT ACQ...		Inv Deposit	20,000.00	48,740,670.01
General Journal	07/23/2021	WIRE	INVESTMENT LIQUI...		Inv Withdrawal	-2,136,000.00	46,604,670.01
General Journal	07/27/2021	WIRE	INVESTMENT LIQUI...		Inv Withdrawal	-1,000,000.00	45,604,670.01
General Journal	07/28/2021	WIRE	INVESTMENT ACQ...		Inv Deposit	17,637.70	45,622,307.71
General Journal	07/30/2021	WIRE	INVESTMENT ACQ...		Inv Deposit	1,000,000.00	46,622,307.71
General Journal	08/04/2021	WIRE	INVESTMENT ACQ...		Inv Deposit	4,000,000.00	50,622,307.71
General Journal	08/05/2021	WIRE	INVESTMENT ACQ...		Inv Deposit	9,662.68	50,631,970.39
General Journal	08/06/2021	WIRE	INVESTMENT LIQUI...		Inv Withdrawal	-4,857,649.59	45,774,320.80
General Journal	08/09/2021	WIRE	INVESTMENT ACQ...		Inv Deposit	1,714,609.81	47,488,930.61
General Journal	08/10/2021	WIRE	INVESTMENT LIQUI...		Inv Withdrawal	-1,617,093.01	45,871,837.60
General Journal	08/11/2021	WIRE	INVESTMENT LIQUI...		Inv Withdrawal	-417,742.39	45,454,095.21
General Journal	08/12/2021	WIRE	INVESTMENT LIQUI...		Inv Withdrawal	-3,365,135.83	42,088,959.38
General Journal	08/13/2021	WIRE	INVESTMENT LIQUI...		Inv Withdrawal	-81,393.27	42,007,566.11
General Journal	08/17/2021	WIRE	INVESTMENT ACQ...		Inv Deposit	41,000.00	42,048,566.11
General Journal	08/18/2021	WIRE	INVESTMENT LIQUI...		Inv Withdrawal	-235,000.00	41,813,566.11
General Journal	08/19/2021	WIRE	INVESTMENT ACQ...		Inv Deposit	14,366.21	41,827,932.32
General Journal	08/31/2021	WIRE	INVESTMENT ACQ...		Inv Deposit	2,500,000.00	44,327,932.32
General Journal	09/01/2021	WIRE	INVESTMENT LIQUI...		Inv Withdrawal	-217,890.00	44,110,042.32
General Journal	09/03/2021	WIRE	INVESTMENT ACQ...		Inv Deposit	2,000,000.00	46,110,042.32
General Journal	09/08/2021	WIRE	INVESTMENT LIQUI...		Inv Withdrawal	-15,589.21	46,094,453.11
General Journal	09/10/2021	WIRE	INVESTMENT LIQUI...		Inv Withdrawal	-3,237,000.00	42,857,453.11
General Journal	09/10/2021	WIRE	INVESTMENT LIQUI...	CORRECTIO...	Inv Withdrawal	-5,895.84	42,851,557.27
General Journal	09/13/2021	WIRE	INVESTMENT ACQ...		Inv Deposit	736,574.75	43,588,132.02
General Journal	09/14/2021	WIRE	INVESTMENT ACQ...		Inv Deposit	28,023.70	43,616,155.72
General Journal	09/15/2021	WIRE	INVESTMENT ACQ...		Inv Deposit	146,120.61	43,762,276.33
General Journal	09/20/2021	WIRE	INVESTMENT ACQ...		Inv Deposit	81,431.80	43,843,708.13
General Journal	09/22/2021	WIRE	INVESTMENT LIQUI...		Inv Withdrawal	-2,679,749.22	41,163,958.91
General Journal	09/27/2021	WIRE	INVESTMENT LIQUI...		Inv Withdrawal	-1,000,000.00	40,163,958.91
General Journal	09/30/2021	WIRE	INVESTMENT ACQ...		Inv Deposit	620,000.00	40,783,958.91
Total 800000010 - TDC - STATE POOL						-10,101,720.55	40,783,958.91
<b>800000030 - TDC - AGENCY BONDS</b>							5,097,771.35
General Journal	01/14/2021	WIRE	INVESTMENT LIQUI...	FHLMC CUSI...	Inv Called	-250,000.00	4,847,771.35
General Journal	01/20/2021	WIRE	INVESTMENT ACQ...	FFCB CUSIP ...	Inv Purchased	249,925.75	5,097,697.10
General Journal	01/20/2021	WIRE	INVESTMENT ACQ...	FHLB CUSIP ...	Inv Purchased	250,000.00	5,347,697.10
General Journal	02/04/2021	WIRE	INVESTMENT LIQUI...	FFCB CUSIP ...	Inv Called	-300,000.00	5,047,697.10
General Journal	02/17/2021	WIRE	INVESTMENT LIQUI...	FHLM CUSIP ...	Inv Matured	-297,338.70	4,750,358.40

42

10:32 AM

10/20/21

Accrual Basis

**Mason County Treasurer's Office**  
**Account QuickReport**  
 As of September 30, 2021

Type	Date	Num	Name	Memo	Split	Amount	Balance
General Journal	02/18/2021	WIRE	INVESTMENT ACQ...	FFCB CUSIP ...	Inv Purchased	249,863.75	5,000,222.15
General Journal	02/18/2021	WIRE	INVESTMENT ACQ...	FFCB CUSIP ...	Inv Purchased	249,906.75	5,250,128.90
General Journal	03/12/2021	WIRE	INVESTMENT ACQ...	FHLMC CUSI...	Inv Purchased	249,127.75	5,499,256.65
General Journal	03/12/2021	WIRE	INVESTMENT ACQ...	FNMA CUSIP ...	Inv Purchased	246,443.75	5,745,700.40
General Journal	04/08/2021	WIRE	INVESTMENT ACQ...	FHLB CUSIP ...	Inv Purchased	249,280.25	5,994,980.65
General Journal	04/08/2021	WIRE	INVESTMENT ACQ...	TREASURY (...)	Inv Purchased	248,044.25	6,243,024.90
General Journal	05/12/2021	WIRE	INVESTMENT ACQ...	TREAS STRIP...	Inv Purchased	247,405.50	6,490,430.40
General Journal	05/12/2021	WIRE	INVESTMENT ACQ...	TREAS STRIP...	Inv Purchased	250,182.66	6,740,613.06
General Journal	05/13/2021	WIRE	INVESTMENT LIQUI...	TREAS STRIP...	Inv Matured	-0.66	6,740,612.40
General Journal	06/16/2021	WIRE	INVESTMENT ACQ...	FHLB CUSIP ...	Inv Purchased	500,000.00	7,240,612.40
General Journal	07/15/2021	WIRE	INVESTMENT ACQ...	US TREASUR...	Inv Purchased	249,246.25	7,489,858.65
General Journal	07/15/2021	WIRE	INVESTMENT ACQ...	US TREASUR...	Inv Purchased	249,813.75	7,739,672.40
General Journal	08/18/2021	WIRE	INVESTMENT ACQ...	US TREASUR...	Inv Purchased	247,578.75	7,987,251.15
Total 800000030 - TDC - AGENCY BONDS						2,889,479.80	7,987,251.15
Total STATE POOL INVESTMENT LEDGER						7,242,978.23	200,828,698.24
<b>TOTAL</b>						<b>7,242,978.23</b>	<b>200,828,698.24</b> ✓


43


# U.S. DEPARTMENT OF THE TREASURY

## Resource Center

### Daily Treasury Bill Rates Data

Get updates to this content.

 These data are also available in XML format by clicking on the XML icon.

 The schema for the XML is available in XSD format by clicking on the XSD icon.

If you are having trouble viewing the above XML in your browser, click here.

To access interest rate data in the legacy XML format and the corresponding XSD schema, click here.

Select type of Interest Rate Data

Daily Treasury Bill Rates

Select Time Period

2021

DATE	4 WEEKS		8 WEEKS		13 WEEKS		26 WEEKS		52 WEEKS	
	BANK DISCOUNT	COUPON EQUIVALENT	BANK DISCOUNT	COUPON EQUIVALENT	BANK DISCOUNT	COUPON EQUIVALENT	BANK DISCOUNT	COUPON EQUIVALENT	BANK DISCOUNT	COUPON EQUIVALENT
09/15/21	0.04	0.04	0.06	0.06	0.04	0.04	0.05	0.05	0.07	0.07
09/16/21	0.06	0.06	0.06	0.06	0.04	0.04	0.05	0.05	0.07	0.07
09/17/21	0.06	0.06	0.06	0.06	0.04	0.04	0.05	0.05	0.07	0.07
09/20/21	0.06	0.06	0.05	0.05	0.04	0.04	0.05	0.05	0.07	0.07
09/21/21	0.05	0.05	0.04	0.04	0.03	0.03	0.04	0.04	0.07	0.07
09/22/21	0.04	0.04	0.04	0.04	0.03	0.03	0.05	0.05	0.08	0.08
09/23/21	0.05	0.05	0.04	0.04	0.03	0.03	0.04	0.04	0.07	0.07
09/24/21	0.06	0.06	0.04	0.04	0.03	0.03	0.05	0.05	0.07	0.07
09/27/21	0.06	0.06	0.03	0.03	0.04	0.04	0.05	0.05	0.08	0.08
09/28/21	0.07	0.07	0.04	0.04	0.04	0.04	0.06	0.06	0.08	0.08
09/29/21	0.05	0.05	0.04	0.04	0.04	0.04	0.05	0.05	0.08	0.08
09/30/21	0.07	0.07	0.05	0.05	0.04	0.04	0.05	0.05	0.08	0.08
10/01/21	0.08	0.08	0.04	0.04	0.04	0.04	0.05	0.05	0.08	0.08
10/04/21	0.10	0.10	0.04	0.04	0.04	0.04	0.06	0.06	0.08	0.08
10/05/21	0.11	0.11	0.04	0.04	0.04	0.04	0.06	0.06	0.09	0.09
10/06/21	0.06	0.06	0.04	0.04	0.04	0.04	0.06	0.06	0.10	0.10
10/07/21	0.03	0.03	0.09	0.09	0.05	0.05	0.06	0.06	0.10	0.10
10/08/21	0.02	0.02	0.07	0.07	0.05	0.05	0.07	0.07	0.09	0.09
10/12/21	0.02	0.02	0.07	0.07	0.06	0.06	0.06	0.06	0.10	0.10
10/13/21	0.02	0.02	0.06	0.06	0.05	0.05	0.06	0.06	0.10	0.10
10/14/21	0.05	0.05	0.08	0.08	0.05	0.05	0.06	0.06	0.09	0.09
10/15/21	0.04	0.04	0.08	0.08	0.05	0.05	0.06	0.06	0.11	0.11
10/18/21	0.04	0.04	0.09	0.09	0.06	0.06	0.06	0.06	0.10	0.10
10/19/21	0.05	0.05	0.09	0.09	0.05	0.05	0.06	0.06	0.10	0.10

**Daily Treasury Bill Rates:** These rates are the daily secondary market quotation on the most recently auctioned Treasury Bills for each maturity tranche (4-week, 8-week, 13-week, 26-week, and 52-week) for which Treasury currently issues new Bills. Market quotations are obtained at approximately 3:30 PM each business day by the Federal Reserve Bank of New York. The Bank Discount rate is the rate at which a Bill is quoted in the secondary market and is based on the par value, amount of the discount and a 360-day year. The Coupon Equivalent, also called the Bond Equivalent, or the Investment Yield, is the bill's yield based on the purchase price, discount, and a 365- or 366-day year. The Coupon Equivalent can be used to compare the yield on a discount bill to the yield on a nominal coupon bond that pays semiannual interest.



ONLINE FORMS

Search

- Home | Contact Us | Careers | Site Map | Washington Fund Directory



# LGIP Daily Yield

Home / Partners / For Local Governments / Local Government Investment Pool (LGIP) / LGIP Daily Yield

Daily Yield: The net earnings figure that is calculated daily using the investment income earned (excluding realized gains or losses) each day, assuming daily amortization and/or accretion of income of all fixed income securities held by the Fund, less the administrative fee.  
7 Day Yield: The daily factor is reported on an annualized 7-day basis, using the daily factors from the previous 7 calendar days.  
30 Day Yield: The daily factor is reported on an annualized 30-day basis, using the daily factors from the previous 30 calendar days.  
True 30 Day Yield: The net daily earnings figure that is calculated using the total net earnings including realized gains and losses occurring each day, less the administrative fee.

September 2021

DATE	DAILY YIELD	7-DAY YIELD	30-DAY YIELD	TRUE 30-DAY YIELD
<u>09/30</u>	0.082336	0.080355	0.080144	<u>0.087033</u>
09/29	0.077721	0.080223	0.079733	0.086622
09/28	0.078249	0.080783	0.079635	0.086421
09/27	0.080800	0.081226	0.079519	0.086306
09/26	0.081126	0.081274	0.079319	0.086106

45

RECEIVED

JUN 24 2021

TREASURER  
MASON COUNTY

MASON COUNTY, WASHINGTON  
LIMITED TAX GENERAL OBLIGATION REFUNDING BOND, 2021  
(the "2021 Bond")

CALCULATION OF DEBT LIMIT

Value of taxable property within Mason County, Washington (the "County"), as fixed in 2020 for purpose of 2021 regular tax levies, per the Certificate of the Mason County Assessor, dated as of May 27, 2021 (the "AV Certificate"): \$9,592,365,010

**NONVOTED DEBT CAPACITY**

(per RCW 39.36.020) 1½% of the value of taxable property: \$143,885,475

Less: Nonvoted Debt Outstanding as of December 31, 2020, per the County's Certificate of General Obligation Debt Outstanding, dated as of May 27, 2021 (the "Debt Certificate"): (36,639,507)

Less: The 2021 Bond (3,167,955)

Plus: The County's Limited Tax General Obligation Bonds, 2011, to be refunded or repaid with proceeds of the 2021 Bond (the "Refunded Bonds"): 3,160,000

---

**REMAINING NONVOTED DEBT CAPACITY: \$107,238,013**

**TOTAL DEBT CAPACITY FOR GENERAL PURPOSES**

(Nonvoted and Voted, per RCW 39.36.020) 2½% of the value of taxable property: \$239,809,125

Less: Voted Debt Outstanding as of December 31, 2020, per the Debt Certificate: --

Less: Nonvoted Debt Outstanding as of December 31, 2020, per the Debt Certificate: (36,639,507)

Less: The 2021 Bond: (3,167,955)

Plus: The Refunded Bonds: 3,160,000

---

**REMAINING DEBT CAPACITY: \$203,161,663**

Based upon the AV Certificate and the Debt Certificate, the issuance of the 2021 Bond is within the applicable constitutional and statutory debt capacity of the County.

DATED as of May 27, 2021.

Mason County Treasurer's Office

Account QuickReport

As of September 30, 2021

Type	Date	Num	Name	Memo	Split	Amount	Balance
<b>BONDS &amp; LOANS - MASON COUNTY</b>							28,269,507.73
<b>WATER METER BEARDS COVE '18A</b>							161,292.00
General Journal	06/15/2021	WIRE	USDA Rural Develop...	\$2,217.00 M-...	Bond Principal ...	-1,218.00	160,074.00
Total WATER METER BEARDS COVE '18A						-1,218.00	160,074.00
<b>BELFAIR WASTEWATER DOE L0400005</b>							134,213.11
General Journal	03/20/2021	CHECK	WA STATE DEPART...	WT #8077850 ...	Bond Principal ...	-9,126.63	125,086.48
General Journal	08/18/2021	CHECK	WA STATE DEPART...	WT #8082838 ...	Bond Principal ...	-9,195.29	115,891.19
Total BELFAIR WASTEWATER DOE L0400005						-18,321.92	115,891.19
<b>BELFAIR WASTEWATER DOE L1200025</b>							109,138.10
General Journal	06/30/2021	CHECK	WA STATE DEPART...	WT #0808087...	Bond Principal ...	-3,551.81	105,586.29
Total BELFAIR WASTEWATER DOE L1200025						-3,551.81	105,586.29
<b>NBCI WASTEWATER L0000021</b>							563,084.31
General Journal	03/01/2021	CHECK	WA STATE DEPART...	WT #8077850 ...	Bond Principal	-187,694.75	375,389.56
General Journal	08/18/2021	CHECK	WA STATE DEPART...	WT #8082838 ...	Bond Principal	-187,694.75	187,694.81
Total NBCI WASTEWATER L0000021						-375,389.50	187,694.81
<b>REET1 TO BLDG #8 RESO #65-10</b>							338,990.58
General Journal	06/01/2021	Transfer	Mason County Public...	\$7,378.59 M-...	Bond Principal ...	-30,545.38	308,445.20
General Journal	07/20/2021	Transfer	Mason County Public...	\$939.82 M-76...	Bond Principal ...	-308,445.20	0.00
Total REET1 TO BLDG #8 RESO #65-10						-338,990.58	0.00
<b>MASON COUNTY LTGO 2021 REF BD</b>							0.00
General Journal	05/27/2021	WIRE	Cashmere Valley Bank	2021 REF BD ...	Opening Bal Eq...	3,167,955.00	3,167,955.00
Total MASON COUNTY LTGO 2021 REF BD						3,167,955.00	3,167,955.00
<b>MASON COUNTY LTGO 2020B REF BD</b>							1,175,385.00
General Journal	06/01/2021	WIRE	NORTH CASCADE ...	M-75105 \$17,...	Bond Interest P...		1,175,385.00
Total MASON COUNTY LTGO 2020B REF BD						0.00	1,175,385.00
<b>MASON COUNTY LTGO 2020A REF BD</b>							7,259,095.00
General Journal	06/10/2021	CHECK	Columbia State Bank	\$84,145.02 M-...	Bond Interest P...		7,259,095.00
Total MASON COUNTY LTGO 2020A REF BD						0.00	7,259,095.00
<b>WATER METER BEARDS COVE '19</b>							105,315.59
General Journal	02/05/2021	WIRE	USDA Rural Develop...	M-72003 \$16...	Bond Principal ...	-716.44	104,599.15
General Journal	08/05/2021	WIRE	USDA Rural Develop...	M-76904 \$1,6...	Bond Principal ...	-727.63	103,871.52
Total WATER METER BEARDS COVE '19						-1,444.07	103,871.52
<b>MAS0144-2-1 PUBLIC WKS BD FUND</b>							5,875,000.00
General Journal	06/01/2021	WIRE	US BANK	\$146,875.00 M...	Bond Principal ...	725,000.00	6,600,000.00
Total MAS0144-2-1 PUBLIC WKS BD FUND						725,000.00	6,600,000.00
<b>N Bay/Case Inlet LTGO REF 2017</b>							4,060,000.00
Total N Bay/Case Inlet LTGO REF 2017							4,060,000.00
<b>Belfair Wastewater Reclamation</b>							3,160,000.00
General Journal	05/27/2021	WIRE	US BANK	M-74998 REF...	Bond Principal	-3,160,000.00	0.00
General Journal	06/01/2021	WIRE	US BANK	\$54,008.13 M...	Bond Interest P...		0.00
Total Belfair Wastewater Reclamation						-3,160,000.00	0.00
<b>Mason County LP_2016B Phone Sys</b>							47,994.04
General Journal	06/01/2021	WIRE	US BANK	\$1,199.85	Bond Principal ...	-47,994.04	0.00
Total Mason County LP_2016B Phone Sys						-47,994.04	0.00
<b>Mason County LTGO 2013 B - Jail</b>							1,095,000.00
General Journal	06/01/2021	WIRE	US BANK	\$31,333.43 M...	Bond Interest P...		1,095,000.00
Total Mason County LTGO 2013 B - Jail						0.00	1,095,000.00
<b>2017 LTGO REFUNDING BOND-NBCI</b>							4,185,000.00
General Journal	06/01/2021	WIRE	US BANK	\$72,037.50 M-...	Bond Interest P...		4,185,000.00
Total 2017 LTGO REFUNDING BOND-NBCI						0.00	4,185,000.00
Total BONDS & LOANS - MASON COUNTY						-53,954.92	28,215,552.81
<b>TOTAL</b>						<b>-53,954.92</b>	<b>28,215,552.81</b>

## Lisa Frazier

---

**From:** Lisa Frazier  
**Sent:** Thursday, June 3, 2021 11:27 AM  
**To:** Paddy McGuire; Randy Neatherlin  
**Cc:** Jennifer Beierle; Leo Kim; Frank Pinter; Diane Zoren; Julie Richert  
**Subject:** June 1, 2021 Bond Payment Issue  
**Attachments:** EMMA Notice re Late Payment\_Mason County\_June 1 2021.pdf

Finance Committee:

The Treasurer's Office experienced an issue when making the June 1, 2021 bond payments. Columbia Bank was experiencing technical connectivity issues and was unable to release the wire to US Bank – Fiscal Agent in a timely manner on June 1<sup>st</sup>. This cause a whole myriad of issues for our office, the State Treasurer's Office and US Bank. The wire was released and payment received by US Bank on June 1<sup>st</sup>, 2021 – but after their cut off time.

The late payment triggers required disclosure notice filing with EMMA (Electronic Municipal Market Access). Mason County and the taxing districts my office was responsible for paying on behalf of will be filing an event notices with EMMA (Electronic Municipal Market Access) as to the cause of delay. Attached is a copy of the event notice filed on behalf of Mason County today.

Moving forward, our office will be wiring funds for bond payments to the Fiscal Agent one day in advance of the June 1<sup>st</sup> and December 1<sup>st</sup> due dates to preclude this from happening again. This will allow for some extra leeway for the wire to arrive ahead of required cut off times on the east coast.

There is the possibility of some unanticipated costs associated with the delay in payment – i.e. extra administrative costs, interest, bond council fees. I am not aware of any at this time, but they are a possibility, I will keep you informed should they occur.

Elisabeth (Lisa) Frazier  
Mason County Treasurer  
411 N 5<sup>th</sup> St, Bldg 1  
PO Box 429  
Shelton, WA 98584  
360-427-9670 Ext 484  
emf@co.mason.wa.us



NOTICE

Relating to  
Mason County, Washington (the "County")

Limited Tax General Obligation Bonds, 2011 (the "2011 Bonds")

Limited Tax General Obligation Bonds, 2013 Series B  
(Taxable Qualified Energy Conservation Bonds – Direct Payment) (the "2013B Bonds")

Limited Tax General Obligation Refunding Bonds, 2017 (the "2017 Bonds")  
(collectively, the "Bonds")

Due to technical connectivity issues with the County's bank on June 1, 2021, the County's interest payments due on the above-referenced Bonds on such date did not meet the DTC same-day payment requirement deadline of 11:30 a.m. Pacific Time. Such banking system was restored and the payments were received by the fiscal agent for the State of Washington to pay the interest payment on the Bonds at 12:56 p.m. Pacific Time on June 1, 2021.