



## Mason County Finance Committee Report

2021 4th Quarter (October - December) Submitted January 21, 2022

**Mason County Finance Committee**  
 Lisa Frazier, Mason County Treasurer  
 Paddy McGuire, Mason County Auditor  
 Randy Neatherlin, Mason County Commissioner

**RCW 36.48.070**

**County finance committee — Approval of investment policy and debt policy — Rules.**

The county treasurer, the county auditor, and the chair of the county legislative authority, ex officio, shall constitute the county finance committee. The county treasurer shall act as chair of the committee and the county auditor as secretary thereof. The committee shall keep a full and complete record of all its proceedings in appropriate books of record and all such records and all correspondence relating to the committee shall be kept in the office of the county auditor and shall be open to public inspection. The committee shall approve a county investment policy and a debt policy and shall make appropriate rules and regulations for the carrying out of the provisions of RCW 36.48.010 through 36.48.060, not inconsistent with law.

- 36.48.010            Depositories to be designated by treasurer.
- 36.48.040            Depositories to be designated by treasurer -- Deposited funds deemed in county treasury.
- 36.48.050            Depositories to be designated by treasurer -- Treasurer's liability and bond additional.
- 36.48.060            Definition -- "Financial institution."

**CE CASH BALANCE AS OF**

<b>December 31, 2021</b>	<b>\$ 21,535,957.13</b>	<b>Note: + \$5,430,352.61 for same period 2020</b>
September 30, 2021	\$ 19,846,995.13	Note: + \$7,277,278.20 for same period 2020
June 30, 2021	\$ 20,014,972.26	Note: + \$6,644,755.76 for same period 2020
March 31, 2021	\$ 14,910,454.19	Note: + \$5,024,574.64 for same period 2020
December 31, 2020	\$ 16,105,604.52	Note: + \$4,029,284.40 for same period 2019
December 31, 2019	\$ 12,076,320.12	Note: + \$4,242,643.62 for same period 2018
December 31, 2018	\$ 7,833,676.50	Note: + \$3,730,693.46 for same period 2017

**GENERAL FUND RESERVE AND CONTINGENCY POLICY 2021-034**

Year	2021 Expenditures	%	Policy Balance	Cash 12/31/2021	Difference	Less Contingency
General Operating 2022	\$ 38,456,162.00	15%	\$5,768,424.30	\$ 21,535,957.13	\$ 15,767,532.83	\$ 14,767,532.83
General Operating 2022	\$ 38,456,162.00	20%	\$7,691,232.40	\$ 21,535,957.13	\$ 13,844,724.73	\$ 12,844,724.73
General Operating 2022	\$ 38,456,162.00	25%	\$9,614,040.50	\$ 21,535,957.13	\$ 11,921,916.63	\$ 10,921,916.63
Contingency Reserve 2022	\$ 1,000,000.00	n/a	\$1,000,000.00			

CASH & INVESTMENTS	
TREASURER'S REGULAR CHECKING ACCOUNT COLUMBIA BANK	\$ 15,200,191.25
IMPREST ACCOUNTS	\$ 64,325.00
<b>TREASURER'S INVESTED FUNDS TOTAL (see breakdown below)</b>	<b>\$ 202,373,669.68</b>

TOTAL CASH & INVESTMENTS AS OF December 31, 2021	\$ 217,638,185.93	12/31/2021	12/31/2021	12/31/2021	12/31/2021	12/31/2021
	COST	MARKET VALUE	GAIN/LOSS	PORTFOLIO %	Rating	
<b>INVESTMENT PORTFOLIO</b>	<b>\$ 202,373,669.68</b>	<b>\$ 202,325,514.41</b>	<b>\$ (48,155.27)</b>	<b>100.00%</b>		
FEDERAL HOME LOAN BANK (FHLB)	\$ 1,743,879.25	\$ 1,738,467.50	\$ (5,411.75)	0.86%	S&P AA+	
FEDERAL FARM CREDIT (FFCB)	\$ 2,249,696.25	\$ 2,234,262.50	\$ (15,433.75)	1.11%	S&P AA+	
FEDERAL NATIONAL MORTGAGE ASSOCIATION (FNMA)	\$ 732,580.75	\$ 745,282.50	\$ 12,701.75	0.36%	S&P AA+	
FEDERAL HOME LOAN MORTGAGE COMPANY (FHLMC)	\$ 1,248,295.50	\$ 1,231,372.00	\$ (16,923.50)	0.62%	S&P AA+	
BONDS - WASHINGTON HIGHER EDUCATION FACILITIES	\$ 512,748.90	\$ 513,401.70	\$ 652.80	0.25%	S&P A-	
US TREASURIES	\$ 2,487,191.25	\$ 2,459,806.00	\$ (27,385.25)	1.23%		
(TREAS DAILY CASH) WA STATE LGIP	\$ 39,752,624.16	\$ 39,752,624.16	\$ -	19.64%	Not Rated	
(CO DEPARTMENTS/TAXING DISTRICTS) WA STATE LGIP	\$ 152,893,466.12	\$ 152,893,466.12	\$ -	75.55%	Not Rated	
SAVINGS	\$ -	\$ -	\$ -	0.00%	PDPC Approved	
CERTIFICATE OF DEPOSIT - WELLS FARGO	\$ 753,187.50	\$ 756,831.93	\$ 3,644.43	0.37%	PDPC Approved	
REGISTERED WARRANTS (INT RATE %)			\$ -	0.00%	Debt Policy Approved	
<b>BENCHMARK: 90 Day T-Bill Rate</b>	<b>December 31, 2021</b>			<b>0.06%</b>		
Savings						
State Pool Rate	December 31, 2021			0.97%		
Market Rate Yield Agency/Treasury	December 31, 2021			0.87%		
<b>HISTORIC LGIP POOL RATES</b>	2016-2017			0.26% - 1.28%		
	2018-2019			1.28% - 2.20%		
	2020-2021			1.72% - .09%		
<b>FEDERAL RESERVE RATES</b>	2021			.00%- .25%		

INVESTMENT INTEREST COLLECTIONS					
YEAR	BUDGETED			COLLECTED	DIFFERENCE
2016	\$ 95,000.00			\$ 208,126.56	\$ 113,126.56
2017	\$ 150,000.00			\$ 340,721.77	\$ 190,721.77
2018	\$ 300,000.00			\$ 670,553.69	\$ 370,553.69
2019	\$ 600,000.00			\$ 882,551.28	\$ 282,551.28
2020	\$ 800,000.00			\$ 436,545.18	\$ (363,454.82)
2021	\$ 500,000.00			\$124,051.45	\$ (375,948.55)

TREASURER'S BANKING COSTS					
YEAR	BANK OF AMERICA	COLUMBIA BANK	BONY MELLON	YEAR PD	
2016	\$ 19,464.41	\$ 9,427.86	\$ 1,538.00	2016	
1/1/2017 through 11/30/2017	\$ -	\$ 13,475.35	\$ 1,198.00	2017	
12/1/2017 through 11/30/2018	\$ -	\$ 13,248.39	\$ 1,981.00	2018	
12/1/2018 through 11/30/2019	\$ -	\$ -	\$ 3,105.00	2019	
12/1/2019 through 11/30/2020	\$ -	\$ -	\$ 2,595.00	2020	
12/1/2020 through 3/31/2021	\$ -	\$ -	\$ 2,110.00	2021	

County Debt Recap

**As of May 27, 2021**

Remaining Non Voted Debt Capacity	\$	107,238,013.00
Voted Debt Capacity	\$	95,923,650.00
<b>Remaining Debt Capacity</b>	<b>\$</b>	<b>203,161,663.00</b>

**County Debt Outstanding as of 12/31/2021 \$ 21,271,567.17**

**See detailed report attached**

\* most debt payments have an interest payment June 1  
and a principle payment on December 1

**Finance Committee Business**

**OLD BUSINESS:**

Project Funding Update- Loretta Swanson  
Skokomish River Restoration - No Report  
Belfair Wastewater System - No Report

**NEW BUSINESS:**

None

Respectfully Submitted:

*Elisabeth (Lisa) Frazier*

---

Mason County Treasurer



Mason County Treasurer  
 Elisabeth (Lisa) Frazier  
 PO Box 429, 411 N 5th Street  
 Shelton, WA 98584  
 360-427-9670 ext 475

Financial Statement  
 December 2021

**001.000000.000.000 CURRENT EXPENSE FUND**

Beginning Cash Balance \$21,781,949.33

Tax Collections	\$86,465.20	
Accounts Receivable/Misc Receipts	\$2,420,838.22	
Transfers In	\$240.00	
<b>Total Revenue</b>		<b>\$2,507,543.42</b>
Accounts Payable/Warrants	\$2,753,535.62	
Transfers Out	\$0.00	
<b>Total Expense</b>		<b>\$2,753,535.62</b>

Ending Cash Balance \$21,535,957.13

**Investment Activity**

12/1/2021	Beginning Investments Balance	\$0.00
	Investments Acquired	\$0.00
	Investments Sold	\$0.00
12/31/2021	Ending Investments Balance	\$0.00

**Total Cash and Investments** **\$21,535,957.13**



Mason County Treasurer  
 Elisabeth (Lisa) Frazier  
 PO Box 429, 411 N 5th Street  
 Shelton, WA 98584  
 360-427-9670 ext 475

Financial Statement  
 December 2021

**800.000000.000.000 TREASURER'S DAILY CASH**

**Beginning Cash Balance** ~~\$39,658,764.55~~

Tax Collections	\$0.00	
Accounts Receivable/Misc Receipts	\$0.00	
Transfers In	\$26,569,545.64	
<b>Total Revenue</b>		<b>\$26,569,545.64</b>
Accounts Payable/Warrants	\$0.00	
Transfers Out	\$9,405,953.69	
<b>Total Expense</b>		<b>\$9,405,953.69</b>

**Ending Cash Balance** ~~\$22,495,169.60~~

**Investment Activity**

12/1/2021	Beginning Investments Balance	\$66,643,795.51	✓
	Investments Acquired	\$9,405,953.69	✓
	Investments Sold	\$26,569,545.64	✓
12/31/2021	Ending Investments Balance	\$49,480,203.56	✓

**Total Cash and Investments** ~~\$71,965,373.16~~

3:09 PM

01/12/22

Accrual Basis

**Mason County Treasurer's Office**  
**MONTHLY INVESTMENT - TREASURER**  
**As of December 31, 2021**

<u>Date</u>	<u>Num</u>	<u>Name</u>	<u>Memo</u>	<u>Split</u>	<u>Amount</u>	<u>Balance</u>
<b>STATE POOL INVESTMENT LEDGER</b>						66,643,795.51 ✓
<b>800000010 - TDC - STATE POOL</b>						57,164,627.11
12/10/2021	WIRE	INVESTMENT AC...		Inv Deposit	1,549,605.01	58,714,232.12
12/13/2021	WIRE	INVESTMENT AC...		Inv Deposit	985,843.92	59,700,076.04
12/14/2021	WIRE	INVESTMENT AC...		Inv Deposit	53,988.75	59,754,064.79
12/17/2021	WIRE	INVESTMENT AC...		Inv Deposit	18,500.00	59,772,564.79
12/30/2021	WIRE	INVESTMENT AC...		Inv Deposit	5,000,000.00	64,772,564.79
12/01/2021	WIRE	INVESTMENT LIQ...		Inv Withdrawl	-4,189,000.00	60,583,564.79
12/06/2021	WIRE	INVESTMENT LIQ...		Inv Withdrawl	-7,000,000.00	53,583,564.79
12/08/2021	WIRE	INVESTMENT LIQ...		Inv Withdrawl	-1,500,000.00	52,083,564.79
12/15/2021	WIRE	INVESTMENT LIQ...		Inv Withdrawl	-2,000,000.00	50,083,564.79
12/16/2021	WIRE	INVESTMENT LIQ...		Inv Withdrawl	-2,000,000.00	48,083,564.79
12/20/2021	WIRE	INVESTMENT LIQ...		Inv Withdrawl	-2,500,000.00	45,583,564.79
12/22/2021	WIRE	INVESTMENT LIQ...		Inv Withdrawl	-5,830,940.63	39,752,624.16
Total 800000010 - TDC - STATE POOL					-17,412,002.95	39,752,624.16
<b>800000030 - TDC - AGENCY BONDS</b>						9,479,168.40
12/16/2021	WIRE	INVESTMENT AC...	US TREAS CUSIP #...	Inv Purchased	248,411.00	9,727,579.40
Total 800000030 - TDC - AGENCY BONDS					248,411.00	9,727,579.40
Total STATE POOL INVESTMENT LEDGER					-17,163,591.95	49,480,203.56
<b>TOTAL</b>					<b>-17,163,591.95</b>	<b>49,480,203.56</b> ✓

2



**Investment Statement Balance Sheet**

**Date: 12/31/2021**

<b>BYN MELLON Custodian Statement Investments Held</b>	<b>Treasurer's Cash Sheet Custodial Investments</b>	<b>Difference</b>
\$ 9,727,579.40	\$ 9,727,579.40	\$ -

**Difference: Investment**

**Balanced by: HB**

MASON COUNTY TREASURER  
Daily Cash Sheet

Shelton, Washington

DATE: 12/30/2021									
Initials:	Mail	Control Drawer	Drawer 1	Drawer 2	Drawer 3	Drawer 4	Drawer 5	E-REETA	Totals
		BP/AS	TM	ARACELI	TL		AS	CORRECTIONS	
Real Excise Tax				0.00	\$ -			\$ 114,761.40	\$ 114,761.40
General Receipts		\$ 14,081,151.84		4,846.42	\$ 116,054.32				\$ 14,202,052.58
Over/Under				0.00					\$ -
Fees		\$ 1.00		86.00	\$ 413.00				\$ 500.00
Taxes		\$ 1,975.42		3,778.84	\$ 13,007.09				\$ 18,761.35
Fire Patrol (DNR)		\$ 62.65		8.95	\$ 8.95				\$ 80.55
Interest		\$ 356.59		729.16	\$ 6,888.96				\$ 7,974.71
Lake Tax									\$ -
Conservation (88-015)	\$ -								\$ -
Maggie Lake WD									\$ -
Excise Over/Under									\$ -
<b>Totals</b>	\$ -	\$ 14,083,547.50	0.00	9,449.37	\$ 136,372.32	\$ -	\$ -	\$ 114,761.40	\$ 14,344,130.59
<b>TOTAL RECEIVED AND BROUGHT FORWARD</b>									
<b>Disbursements:</b>									
Wrt Sweep RPP:	\$ 7,093,477.52					Direct Deposit Payroll:	Total Direct Dep.		
Wrt Sweep County PP:	\$ 95,041.58						\$ -		
Wrt Sweep Tax Dist PP:	\$ 34,921.31								
Adjustments	-687,528.40					Direct Deposit AP:	Total Direct Dep.		
Posted Warrant Amounts	Total Warrants						\$ -		
Verified By: PNR	\$ 6,535,912.01								
See breakdown in daily posted binder									
<b>Total Disbursements:</b>									\$ 6,535,912.01
<b>REFUNDS</b>									
	\$ -					<b>CONTROL DRAWER SIDE NOTES</b>		Receipt #	
	\$ -					State Pool Interest Adj.	\$ -		
	\$ -					Control Drawer-Remittance	\$ 900,826.51	M80600	Monthly Excise
	\$ -					Control Drawer-Remittance	\$ -		
	\$ -					Control Drawer-Remittance	\$ -		
	\$ -					Control Drawer-Remittance	\$ -		
	\$ -					Control Drawer-Remittance	\$ -		
	\$ -					Control Drawer-Remittance	\$ -		
	\$ -					Control Drawer-Remittance	\$ -		
	\$ -					Control Drawer-Remittance	\$ -		
	\$ -					Cashier Refund(s)	\$ -		
	\$ -					Cashier Refund(s)	\$ -		
	\$ -					Cashier Refund(s)	\$ -		
	\$ -					Cashier Refund(s)	\$ -		
	\$ -					Cashier Refund(s)	\$ -		
	\$ -					Cashier Refund(s)	\$ -		
	\$ -					Cashier Refund(s)	\$ -		
	\$ -					Cashier Refund(s)	\$ -		
	\$ -					Cashier Refund(s)	\$ -		
	\$ -					Vault Cash	\$ -		
<b>Total Refunds</b>	\$ -					<b>Total Control Drawer</b>	\$ 900,826.51		
<b>BALANCE CARRIED FORWARD.....</b>									\$ 218,586,297.42
		Brought Fwd			Deposits		Checks		Carried Forward
TDC Columbia Bank Checking Acct.	\$ 10,373,130.64			\$ 15,974,731.90	\$ 11,147,871.29			\$ 15,200,191.25	
TDC Money Market Savings	\$ -							\$ -	
TDC State LGIP	\$ 34,752,624.16			\$ 5,000,000.00				\$ 39,752,624.16	
Misc. State LGIP	\$ 154,870,061.75			\$ 1,986,366.36	\$ 3,962,961.99			\$ 152,893,466.12	
TDC Agency Bond Investment	\$ 9,727,579.40							\$ 9,727,579.40	
Misc. Agency Bond Investment	\$ -							\$ -	
TDC Registered Warrant Investment	\$ -							\$ -	
Internal Revenue Bond Investment	\$ -							\$ -	
Impress Accounts	\$ 64,325.00							\$ 64,325.00	
Other		Brought Fwd			Collection	Transfer - Dr	Bank Deposit	Transfer - Cr	Totals
Mail	\$ 0.00			\$ -	\$ -	\$ -		\$ 0.00	
Control Drawer	\$ 900,826.51	\$ (0.00)	\$ 14,083,547.50	\$ 941,823.08	\$ 15,926,197.09			\$ -	
Drawer 1 - TM	\$ 500.00		\$ -			\$ -		\$ 500.00	
Drawer 2 - AW	\$ 917,294.44		\$ 9,449.37			\$ 916,794.44		\$ 9,949.37	
Drawer 3 - TL	\$ 25,528.64		\$ 136,372.32			\$ 25,028.64		\$ 136,872.32	
Drawer 4 -	\$ 500.00		\$ -					\$ 500.00	
Drawer 5 - AS	\$ 500.00		\$ -					\$ 500.00	
Corrections	\$ -	\$ 0.00	\$ -					\$ (2,500.00)	
<b>Bank Deposit</b>									\$ 145,821.69
<b>E-REETA</b>									\$ 114,761.40
<b>GRAND TOTAL.....</b>									\$ 217,898,769.02
Difference down vs across									\$ 687,528.40 BP



BNY MELLON

0007492 02 SP 0.580 02 TR 00018 XBNEED802 0000000  
MASON COUNTY TREASURER  
NANCY MOORE  
411 N 5TH STREET SUITE 1  
SHELTON, WA 98584-3400

S 007492 XBNEED802 002096

December 31, 2021



Envelope Contents

RECEIVED  
JAN 18 2021  
TREASURER  
MASON COUNTY

Account Information

MASON COUNTY TREASURER  
232530

Number of Pages 10  
Starting Page Number 1 of 10

Account Information

Number of Pages  
Starting Page Number



**BNY MELLON**

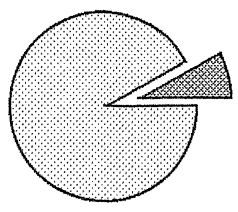
The Bank of New York Mellon Trust Company, N.A.

**MASON COUNTY TREASURER**  
NANCY MOORE  
411 N 5TH STREET SUITE 1  
SHELTON, WA 98584-3400

**Go Paperless.**  
Securely access your accounts online to view your statements. Ask your BNY Mellon contact how we can help you access your account balances and activity in real time, receive your reports, enter your own transactions or submit an audit confirmation online. Also be sure to ask how NEXEN(SM) Gateway, our new cloud-based ecosystem, can help you.  
Visit us at [www.bnymellon.com](http://www.bnymellon.com)

**Account Overview**

Percent of all Investments	Asset Classification	Market Value
93%	FIXED INCOME	8,922,592.20
7%	CASH AND SHORT TERM	756,831.93
100%	<b>TOTAL OF ALL INVESTMENTS</b>	<b>9,679,424.13</b>



**Summary of Assets Held by Asset Classification**

Asset Classification	Market Value	Cost	Accrued Income	Estimated Annual Income	Market Yield
FIXED INCOME	8,922,592.20	8,974,391.90	15,469.81	66,376.50	0.74 %
CASH AND SHORT TERM	756,831.93	753,187.50	1,015.75	17,750.00	2.35 %
<b>ACCOUNT TOTALS</b>	<b>9,679,424.13</b>	<b>9,727,579.40</b>	<b>16,485.56</b>	<b>84,126.50</b>	<b>0.87 %</b>

**Summary of Cash Transactions by Transaction Category**

Transaction Category	Income	Principal	Realized Gains/Losses	Year-to-Date Income	Principal
<b>OPENING BALANCE</b>	<b>21,386.58 -</b>	<b>21,386.58</b>		<b>18,688.41 -</b>	<b>18,688.41</b>
INTEREST	5,521.40	0.00	0.00	58,294.74	0.00
MUNICIPAL BOND INTEREST	0.00	0.00	0.00	10,276.50	0.00
SALES AND REDEMPTIONS	0.00	0.00	0.00	172.83	1,100,000.00

**Account Statement**

Statement Period 12/01/2021 Through 12/31/2021  
Account 232530 Base Currency = USD  
MASON COUNTY TREASURER  
**CLIENT SERVICE MANAGER:**  
JACKSONVILLE, FL 32256



**Summary of Cash Transactions by Transaction Category - Continued**

Transaction Category	Current Period			Year-to-Date	
	Income	Principal	Realized Gains/Losses	Income	Principal
OTHER CASH ADDITIONS	0.00	248,503.37	0.00	0.00	5,740,151.53
OTHER CASH DISBURSEMENTS	5,521.40-	0.00	0.00	68,744.07-	1,110,214.24-
PURCHASES	92.37-	248,411.00-	0.00	2,790.54-	5,727,146.75-
<b>CLOSING BALANCE</b>	<b>21,478.95-</b>	<b>21,478.95</b>	<b>0.00</b>	<b>21,478.95-</b>	<b>21,478.95</b>

The above cash transactions summary is provided for information purposes only and may not reflect actual taxable income or deductible expenses as reportable under the Internal Revenue Code.

13



**BNY MELLON**  
The Bank of New York Mellon Trust Company, N.A.

**Statement of Assets Held by Asset Classification**

Statement Period 12/01/2021 Through 12/31/2021  
Account 232530 Base Currency = USD  
MASON COUNTY TREASURER



007492 XBENED802 002098

Shares/Par Value	Asset Description	Market Price	Market Value	Cost	Average Cost	Accrued Income	Estimated Income	Market Yield
500,000.000	FIXED INCOME FEDERAL NATIONAL MORTGAGE ASSOCIATION CUSIP: 3135G0T45 MATURITY DATE: 04/05/2022 RATE: 1.875% MOODY'S Aaa	100.41200	502,060.00	486,137.00	97.22740	2,239.58	9,375.00	1.87%
510,000.000	S&P AA+ WASHINGTON HIGHER EDUCATION FACILITIES AUTHORITY CUSIP: 9397812X7 MATURITY DATE: 10/01/2022 RATE: 2.015%	100.66700	513,401.70	512,748.90	100.53900	2,569.13	10,276.50	2.00%
250,000.000	S&P A- FEDERAL FARM CREDIT BANKS FUNDING CORP CUSIP: 3133EMHES MATURITY DATE: 11/30/2022 RATE: 0.170%	99.85500	249,637.50	250,000.00	100.00000	36.60	425.00	0.17%
250,000.000	S&P AA+ UNITED STATES TREASURY NOTE/BOND CUSIP: 91282CCK5 MATURITY DATE: 06/30/2023 RATE: 0.125%	99.32800	248,320.00	249,214.25	99.68570	0.86	312.50	0.13%
250,000.000	MOODY'S Aaa UNITED STATES TREASURY NOTE/BOND CUSIP: 91282CCU3 MATURITY DATE: 08/31/2023 RATE: 0.125%	99.12900	247,822.50	248,411.00	99.36440	106.18	312.50	0.13%
250,000.000	FEDERAL HOME LOAN MORTGAGE CORP CUSIP: 3137EAEY1 MATURITY DATE: 10/16/2023 RATE: 0.125%	99.02100	247,552.50	249,127.75	99.65110	66.10	312.50	0.13%
250,000.000	MOODY'S Aaa S&P AA+ UNITED STATES TREASURY NOTE/BOND CUSIP: 91282CBA8 MATURITY DATE: 12/15/2023 RATE: 0.125%	98.86300	247,157.50	249,246.25	99.69850	14.59	312.50	0.13%
250,000.000	MOODY'S Aaa FEDERAL FARM CREDIT BANKS FUNDING CORP CUSIP: 3133EMMN9 MATURITY DATE: 01/11/2024 RATE: 0.190%	98.73700	246,842.50	249,926.75	99.97030	224.31	475.00	0.19%
250,000.000	MOODY'S Aaa S&P AA+ FEDERAL HOME LOAN BANKS CUSIP: 3130AFW94 MATURITY DATE: 02/13/2024 RATE: 2.500%	103.61100	259,027.50	249,191.50	99.67660	2,396.83	6,250.00	2.41%



BNY MELLON

The Bank of New York Mellon Trust Company, N.A.

Statement Period 12/01/2021 Through 12/31/2021  
Account 232530 Base Currency = USD  
MASON COUNTY TREASURER

Statement of Assets Held by Asset Classification - Continued

Shares/Par Value	Asset Description	Market Price	Market Value	Cost	Average Cost	Accrued Income	Estimated Income	Market Yield
250,000.000	S&P AA+ FEDERAL FARM CREDIT BANKS FUNDING CORP CUSIP: 3133EMBE1 MATURITY DATE: 03/28/2024 RATE: 0.300% MOODY'S Aaa	98.87900	247,197.50 ✓	250,000.00 ✓	100.00000	193.75	750.00	0.30%
250,000.000	S&P AA+ FEDERAL FARM CREDIT BANKS FUNDING CORP CUSIP: 3133EMGF3 MATURITY DATE: 05/15/2024 RATE: 0.350% MOODY'S Aaa	98.78900	246,972.50 ✓	250,000.00 ✓	100.00000	109.38	875.00	0.35%
250,000.000	S&P AA+ UNITED STATES TREASURY NOTE/BOND CUSIP: 91282CCG4 MATURITY DATE: 06/15/2024 RATE: 0.250%	98.54700	246,367.50 ✓	248,805.50 ✓	99.52220	29.19	625.00	0.25%
250,000.000	UNITED STATES TREASURY NOTE/BOND CUSIP: 91282CCL3 MATURITY DATE: 07/15/2024 RATE: 0.375%	98.78500	246,962.50 ✓	249,813.75 ✓	99.92550	433.08	997.50	0.38%
250,000.000	UNITED STATES TREASURY STRIP COUPON CUSIP: 912833LS7 MATURITY DATE: 08/15/2024 RATE: 0.000%	97.68300	244,207.50 ✓	247,405.50 ✓	98.96220	0.00	0.00	0.00%
250,000.000	FEDERAL FARM CREDIT BANKS FUNDING CORP CUSIP: 3133EKLJ0 MATURITY DATE: 11/09/2024 RATE: 1.625% MOODY'S Aaa	102.35300	255,882.50 ✓	250,000.00 ✓	100.00000	598.09	4,062.50	1.59%
250,000.000	S&P AA+ FEDERAL FARM CREDIT BANKS FUNDING CORP CUSIP: 3133EMQO8 MATURITY DATE: 11/12/2024 RATE: 0.300% MOODY'S Aaa	98.08600	245,215.00 ✓	249,906.75 ✓	99.96270	102.08	750.00	0.31%
250,000.000	S&P AA+ FEDERAL HOME LOAN MORTGAGE CORP CUSIP: 3134GXGY4 MATURITY DATE: 12/23/2024 RATE: 0.375% MOODY'S Aaa	100.13480	250,337.00 ✓	250,337.00 ✓	100.13480	20.83	937.50	0.37%
250,000.000	FEDERAL HOME LOAN BANKS CUSIP: 3130AKMR4 MATURITY DATE: 01/15/2025 RATE: 0.330% MOODY'S Aaa S&P AA+	98.42500	246,062.50 ✓	250,000.00 ✓	100.00000	380.42	825.00	0.34%



BNY MELLON

The Bank of New York Mellon Trust Company, N.A.

Statement Period 12/01/2021 Through 12/31/2021  
Account 232530  
Base Currency = USD  
MASON COUNTY TREASURER

007492 XBINED802 0002089



Statement of Assets Held by Asset Classification - Continued

Shares/Par Value	Asset Description	Market Price	Market Value	Cost	Average Cost	Accrued Income	Estimated Income	Market Yield
250,000.000	UNITED STATES TREASURY NOTE/BOND CUSIP: 912828ZL7 MATURITY DATE: 04/30/2025 RATE: 0.375%	97.81300	244,532.50	249,044.25	99.21770	160.57	937.50	0.38%
500,000.000	FEDERAL HOME LOAN MORTGAGE CORP CUSIP: 3134GVYP7 MATURITY DATE: 05/27/2025 RATE: 0.5000%	98.03900	490,195.00	499,013.50	99.80270	236.11	2,500.00	0.51%
250,000.000	FEDERAL NATIONAL MORTGAGE ASSOCIATION CUSIP: 3135G05X7 MATURITY DATE: 09/25/2025 RATE: 0.375%	97.28900	243,222.50	246,443.75	98.57750	328.13	937.50	0.39%
250,000.000	FEDERAL HOME LOAN MORTGAGE CORP CUSIP: 3137EAEX3 MATURITY DATE: 09/23/2025 RATE: 0.375%	97.31500	243,287.50	249,817.25	99.92690	255.21	937.50	0.39%
250,000.000	UNITED STATES TREASURY NOTE/BOND CUSIP: 912828CB4 MATURITY DATE: 12/31/2025 RATE: 0.375%	96.97300	242,432.50	247,578.75	99.03150	2.59	937.50	0.39%
250,000.000	FEDERAL FARM CREDIT BANKS FUNDING CORP CUSIP: 3133EMQX3 MATURITY DATE: 02/17/2026 RATE: 0.5900%	97.63800	244,095.00	249,863.75	99.94550	549.03	1,475.00	0.50%
250,000.000	FEDERAL HOME LOAN BANKS CUSIP: 3130ALEY6 MATURITY DATE: 03/04/2026 RATE: 0.8000%	98.55100	246,377.50	249,280.25	99.71210	650.00	2,000.00	0.81%
260,000.000	UNITED STATES TREASURY STRIP COUPON CUSIP: 912833LZ1 MATURITY DATE: 05/15/2026 RATE: 0.0000%	94.73500	246,311.00	250,182.00	96.22385	0.00	0.00	0.00%
500,000.000	FEDERAL HOME LOAN BANKS CUSIP: 3130AMM41 MATURITY DATE: 06/16/2026 RATE: 1.0000%	98.93000	494,650.00	500,000.00	100.00000	208.33	5,000.00	1.01%





**BNY MELLON**

The Bank of New York Mellon Trust Company, N.A.

Statement Period 12/01/2021 Through 12/31/2021  
Account 232530 Base Currency = USD  
MASON COUNTY TREASURER

**Statement of Assets Held by Asset Classification - Continued**

Shares/Par Value	Asset Description	Market Price	Market Value	Cost	Average Cost	Accrued Income	Estimated Income	Market Yield
500,000.000	FEDERAL HOME LOAN BANKS CUSIP: 3130ANEL0 MATURITY DATE: 08/12/2026 RATE: 1.0000% MOODY'S Aaa S&P AA+	98.47000	492,350.00 ✓	495,407.50 ✓	99.08150	1,930.56	5,000.00	1.02%
250,000.000	UNITED STATES TREASURY NOTE/BOND CUSIP: 91282CCZ2 MATURITY DATE: 09/30/2026 RATE: 0.875% MOODY'S Aaa S&P AA+	98.27700	245,692.50 ✓	248,490.00 ✓	99.39600	558.89	2,187.50	0.89%
500,000.000	FEDERAL FARM CREDIT BANKS FUNDING CORP CUSIP: 3133ENDC1 MATURITY DATE: 11/03/2026 RATE: 1.3300% S&P AA+	99.68400	498,420.00 ✓	500,000.00 ✓	100.00000	1,071.39	6,650.00	1.33%
<b>Total FIXED INCOME</b>			<b>8,922,592.20</b>	<b>8,974,391.90</b>		<b>15,469.81</b>	<b>66,376.50</b>	<b>0.74%</b>
<b>CASH AND SHORT TERM</b>								
250,000.000	WELLS FARGO BK N A SIOUX FA 19JUL22 CUSIP: 949763JP2 MATURITY DATE: 07/19/2022 RATE: 2.3000% WELLS FARGO BK N A SIOUX FA 31JAN22 CUSIP: 949763XG6 MATURITY DATE: 01/31/2022 RATE: 2.9000% WELLS FARGO NATL BK WEST LA 17JAN23 CUSIP: 949495A08 MATURITY DATE: 01/17/2023 RATE: 1.9000%	101.09887	252,747.17 ✓	253,187.50	101.27500	204.79	5,750.00	2.28%
250,000.000	WELLS FARGO BK N A SIOUX FA 31JAN22 CUSIP: 949763XG6 MATURITY DATE: 01/31/2022 RATE: 2.3000% WELLS FARGO NATL BK WEST LA 17JAN23 CUSIP: 949495A08 MATURITY DATE: 01/17/2023 RATE: 1.9000%	100.24109	250,602.73 ✓	250,000.00	100.00000	615.75	7,250.00	2.89%
250,000.000	WELLS FARGO NATL BK WEST LA 17JAN23 CUSIP: 949495A08 MATURITY DATE: 01/17/2023 RATE: 1.9000%	101.39281	253,482.03 ✓	250,000.00	100.00000	195.21	4,750.00	1.87%
<b>Total CASH AND SHORT TERM</b>			<b>756,831.93</b>	<b>753,187.50</b>		<b>1,015.75</b>	<b>17,750.00</b>	<b>2.35%</b>
<b>ACCOUNT TOTALS</b>			<b>9,679,424.13</b>	<b>9,727,579.40</b>		<b>16,485.56</b>	<b>84,126.50</b>	<b>0.87%</b>
Total Market Value Plus Total Accrued Income 9,695,909.69								

**Statement of Transactions by Transaction Date**

Transaction Date	Transaction Description	Income	Principal	Cost	Realized Gains/Losses
12/01/21	ACCOUNT OPENING PERIOD BALANCE	21,386.58-	21,386.58	9,479,168.40	
12/01/21	Interest WELLS FARGO BK N A SIOUX FA 31JAN22 RATE: 2.9000% MATURITY: 01/31/22	595.89	0.00	0.00	0.00



**BNY MELLON**

The Bank of New York Mellon Trust Company, N.A.

**Statement of Transactions by Transaction Date - Continued**

Statement Period 12/01/2021 Through 12/31/2021  
Account 232530  
Base Currency = USD  
MASON COUNTY TREASURER

007492 XBNE02 002090  
81

Transaction Date	Transaction Description	Income	Principal	Cost	Realized Gains/Losses
12/01/21	TRADE DATE 12/01/21 SET/DATE 12/01/21 CUSIP 949763XG6 250,000,000 SHARES Cash Debit BNF: MASON COUNTY TREASURER SHELTON MAIN DETAIL: WIRE TO COLUMBIA BANK ORD CUST: 7000799739 MASON COUNTY TREASURER PO BOX 429 ORD INST: COLUMBIA STATE BANK 1102 A/C WITH: COLUMBIA STATE BANK 98402.WA.US	595.89-	0.00	0.00	0.00
12/01/21	<b>ACCOUNT CLOSING DAILY BALANCE</b>	<b>21,386.58-</b>	<b>21,386.58</b>	<b>9,479,168.40</b>	<b>0.00</b>
12/15/21	Interest UNITED STATES TREASURY NOTE/BOND RATE: 0.125% MATURITY: 12/15/23 TRADE DATE 12/15/21 SET/DATE 12/15/21 CUSIP 91282CBA8 250,000,000 SHARES	156.25	0.00	0.00	0.00
12/15/21	Interest UNITED STATES TREASURY NOTE/BOND RATE: 0.250% MATURITY: 06/15/24 TRADE DATE 12/15/21 SET/DATE 12/15/21 CUSIP 91282CCG4 250,000,000 SHARES	312.50	0.00	0.00	0.00
12/15/21	Cash Debit BNF: MASON COUNTY TREASURER SHELTON MAIN DETAIL: WIRE TO COLUMBIA BANK ORD CUST: 7000799739 MASON COUNTY TREASURER PO BOX 429 ORD INST: COLUMBIA STATE BANK 98402.WA.US	468.75-	0.00	0.00	0.00
12/15/21	<b>ACCOUNT CLOSING DAILY BALANCE</b>	<b>21,386.58-</b>	<b>21,386.58</b>	<b>9,479,168.40</b>	<b>0.00</b>
12/16/21	Purchase UNITED STATES TREASURY NOTE/BOND RATE: 0.125% MATURITY: 08/31/23 TRADE DATE 12/15/21 SET/DATE 12/16/21 CUSIP 91282CCU3 250,000,000 SHARES	92.37-	248,411.00-	248,411.00	0.00
12/16/21	Interest FEDERAL HOME LOAN BANKS RATE: 1.000% MATURITY: 06/16/26 TRADE DATE 12/16/21 SET/DATE 12/16/21 CUSIP 3130AMM41 500,000,000 SHARES	2,500.00	0.00	0.00	0.00
12/16/21	Cash Credit ORD CUST: 7000799739 MASON COUNTY TREASURER PO BOX 429 ORD INST: COLUMBIA STATE BANK 1102	0.00	248,503.37	0.00	0.00



**BNY MELLON**

The Bank of New York Mellon Trust Company, N.A.

**Statement of Transactions by Transaction Date - Continued**

Statement Period 12/01/2021 Through 12/31/2021  
Account 232530 Base Currency = USD  
MASON COUNTY TREASURER

Transaction Date	Transaction Description	Income	Principal	Cost	Realized Gains/Losses
12/16/21	BROADWAY PLAZA DETAIL: MASON COUNTY TREASURERATTN: LAUREN DEHNER IMA:20211216LSLFCB1C 000057 FTS:FDF2112161203100 Cash Debit	2,500.00-	0.00	0.00	0.00
12/16/21	BNF: MASON COUNTY TREASURER SHELTON MAIN DETAIL: WIRE TO COLUMBIA BANK A/C WITH: COLUMBIA STATE BANK 98402,WA,US				
12/16/21	<b>ACCOUNT CLOSING DAILY BALANCE</b>	<b>21,478.95-</b>	<b>21,478.95</b>	<b>9,727,579.40</b>	<b>0.00</b>
12/17/21	Interest WELLS FARGO NATL BK WEST LA 17JAN23 RATE: 1.900% MATURITY: 01/17/23 TRADE DATE 12/17/21 SET/DATE 12/17/21 CUSIP 949495A08 250,000,000 SHARES Cash Debit	390.41	0.00	0.00	0.00
12/17/21	BNF: MASON COUNTY TREASURER SHELTON MAIN DETAIL: WIRE TO COLUMBIA BANK A/C WITH: COLUMBIA STATE BANK 98402,WA,US				
12/17/21	<b>ACCOUNT CLOSING DAILY BALANCE</b>	<b>21,478.95-</b>	<b>21,478.95</b>	<b>9,727,579.40</b>	<b>0.00</b>
12/20/21	Interest WELLS FARGO BK N A SIOUX FA 19JUL22 RATE: 2.300% MATURITY: 07/19/22 TRADE DATE 12/19/21 SET/DATE 12/19/21 CUSIP 949763JP2 250,000,000 SHARES Cash Debit	472.60	0.00	0.00	0.00
12/20/21	BNF: MASON COUNTY TREASURER SHELTON MAIN DETAIL: WIRE TO COLUMBIA BANK A/C WITH: COLUMBIA STATE BANK 98402,WA,US				
12/20/21	<b>ACCOUNT CLOSING DAILY BALANCE</b>	<b>21,478.95-</b>	<b>21,478.95</b>	<b>9,727,579.40</b>	<b>0.00</b>
12/23/21	Interest FEDERAL HOME LOAN MORTGAGE CORP RATE: 0.375% MATURITY: 12/23/24 TRADE DATE 12/23/21 SET/DATE 12/23/21 CUSIP 3134GXG74	468.75	0.00	0.00	0.00



BNY MELLON

The Bank of New York Mellon Trust Company, N.A.

007492 XBNEED902 002091 E

Statement Period 12/01/2021 Through 12/31/2021  
Account 232530  
Base Currency = USD  
MASON COUNTY TREASURER



Statement of Transactions by Transaction Date - Continued

Transaction Date	Transaction Description	Income	Principal	Cost	Realized Gains/Losses
12/23/21	250,000,000 SHARES Cash Debit BNF: MASON COUNTY TREASURER SHELTON MAIN DETAIL: WIRE TO COLUMBIA BANK DETAIL: FROM BNYM CUSTODY ACCOUNT A/C WITH: COLUMBIA STATE BANK 98402,WA,US	468.75-	0.00	0.00	0.00
12/23/21	ACCOUNT CLOSING DAILY BALANCE	21,478.95-	21,478.95	9,727,579.40	0.00
12/31/21	Interest UNITED STATES TREASURY NOTE/BOND RATE: 0.375% MATURITY: 12/31/25 TRADE DATE 12/31/21 SET/DATE 12/31/21 CUSIP 91282CBC4 250,000,000 SHARES	468.75	0.00	0.00	0.00
12/31/21	Interest UNITED STATES TREASURY NOTE/BOND RATE: 0.125% MATURITY: 06/30/23 TRADE DATE 12/31/21 SET/DATE 12/31/21 CUSIP 91282CCK5 250,000,000 SHARES	156.25	0.00	0.00	0.00
12/31/21	Cash Debit BNF: MASON COUNTY TREASURER SHELTON MAIN DETAIL: WIRE TO COLUMBIA BANK DETAIL: FROM BNYM CUSTODY ACCOUNT A/C WITH: COLUMBIA STATE BANK 98402,WA,US	625.00-	0.00	0.00	0.00
12/31/21	ACCOUNT CLOSING DAILY BALANCE	21,478.95-	21,478.95	9,727,579.40	0.00
12/31/21	ACCOUNT CLOSING PERIOD BALANCE	21,478.95-	21,478.95	9,727,579.40	0.00

Accumulative realized capital gain and loss position from 12/31/2020 for securities held in principal of account:

Short Term: 0.00 \* Long Term: 2,661.30 \*

The above gain and loss position does not include transactions where tax cost information is incomplete or unavailable.

20



**BNY MELLON**

The Bank of New York Mellon Trust Company, N.A.

Statement Period 12/01/2021 Through 12/31/2021  
Account 232530  
Base Currency = USD  
MASON COUNTY TREASURER

12

Cash and securities set forth on this Account Statement are held by The Bank of New York Mellon, an affiliate of The Bank of New York Mellon Trust Company, N.A. In addition, The Bank of New York Mellon Trust Company, N.A. may utilize subsidiaries and affiliates to provide services and certain products to the Account. Subsidiaries and affiliates may be compensated for their services and products.

The value of securities set forth on this Account Statement are obtained by The Bank of New York Mellon from unaffiliated third parties (including independent pricing vendors) ("third party pricing services"). The Bank of New York Mellon has not verified such market values or information and makes no assurances as to the accuracy or correctness of such market values or information or that the market values set forth on this Account Statement reflect the value of the securities that can be realized upon the sale of such securities. In addition, the market values for the securities set forth in this Account Statement may differ from the market prices and information for the same securities used by other business units of The Bank of New York Mellon Trust Company, N.A., The Bank of New York Mellon or their respective subsidiaries or affiliates based upon market prices and information received from other third party pricing services utilized by such other business units. Corporate Trust does not compare its market values with those used by, or reconcile different market values used by, other business units of The Bank of New York Mellon Trust Company, N.A. The Bank of New York Mellon or their respective subsidiaries or affiliates. Neither The Bank of New York Mellon Trust Company, N.A. nor The Bank of New York Mellon shall be liable for any loss, damage or expense incurred as a result of or arising from or related to the market values or information provided by third party pricing services or the differences in market prices or information provided by other third party pricing services.

**Investment Statement Balance Sheet**

**Date: 12/31/2021**

**Local Government Investment**

<b>Pool (LGIP) Statement Investments</b>	<b>Treasurer's Cash Sheet LGIP Investments</b>	<b>Difference</b>
\$ 192,661,112.98	\$ 192,646,090.28	\$ (15,022.70)

**Difference:  
December Investment Interest Earned**

**Balanced by: HB**

Local Government Investment Pool  
Statement of Account for No: 10230  
Primary Account  
December 2021

LISA FRAZIER  
MASON COUNTY  
PO BOX 429  
SHELTON, WA 98584-8584

0.00M\*

39,752,624.16C +  
152,893,466.12 +  
192,646,090.28 \*

Date	Description	Comment	Deposits	Withdrawals	Balance
12/01/2021	Beginning Balance				197,398,717.47
12/01/2021	Withdrawal			4,215,400.00	193,183,317.47
12/03/2021	Withdrawal			15,515.35	193,167,802.12
12/06/2021	Deposit		5,373,269.26		198,541,071.38
12/08/2021	Withdrawal			1,496,653.51	197,044,417.87
12/15/2021	Deposit		3,564,120.66		200,608,538.53
12/16/2021	Withdrawal			2,002,411.58	198,606,126.95
12/20/2021	Withdrawal			2,520,384.56	196,085,742.39
12/22/2021	Withdrawal			6,463,056.48	189,622,685.91
12/30/2021	Deposit		3,023,404.37		192,646,090.28
12/31/2021	Month End Balance				192,646,090.28
	December Earnings	Daily Factor Earnings	15,022.70		
	Net Ending Balance				192,661,112.98

Account Summary

Beginning Balance:	197,398,717.47	Gross Earnings:	15,986.88
Deposits:	11,960,794.29	Administrative Fee:	964.18
Withdrawals:	16,713,421.48	Net Earnings:	15,022.70
Month End Balance:	192,646,090.28		
Administrative Fee Rate:	0.0058 %	Net Ending Balance:	192,661,112.98
Gross Earnings Rate:	0.0967 %		
Net Earnings Rate:	0.0909 %	Average Daily Balance:	194,572,300.26

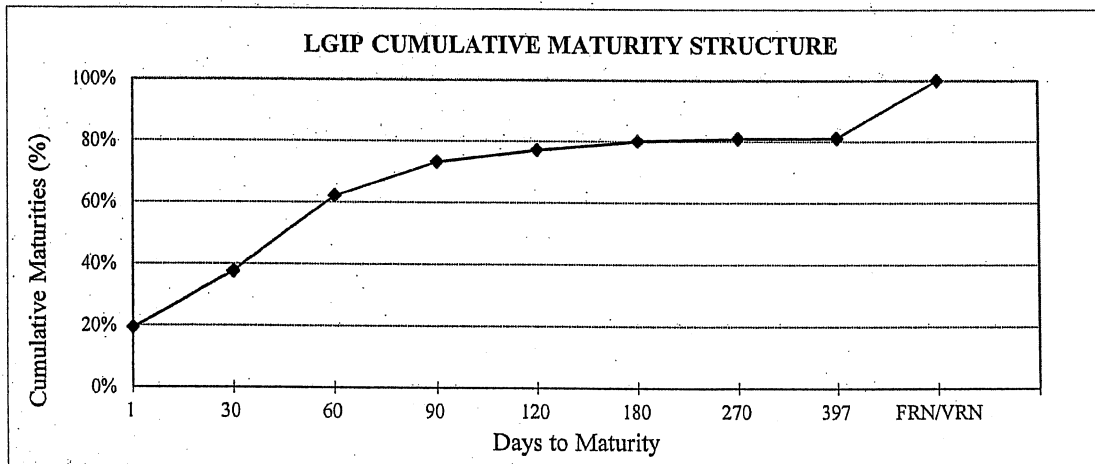
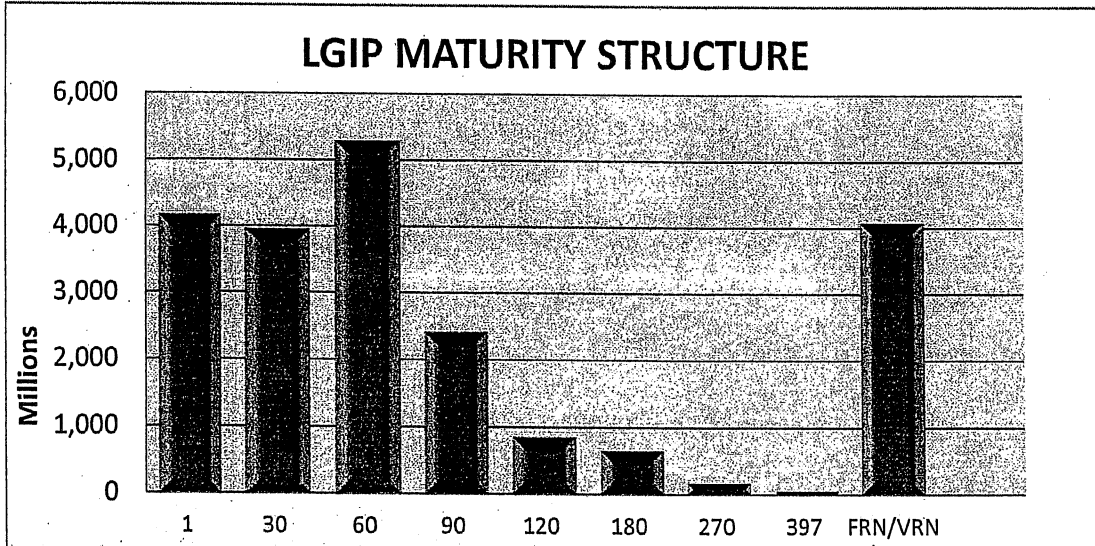
**WASHINGTON STATE  
LOCAL GOVERNMENT INVESTMENT POOL  
December 31, 2021**

<u>DAYS TO MATURITY</u>	<u>\$ MATURING (PAR VALUE)*</u>	<u>% MATURING</u>	<u>CUMULATIVE % MATURING</u>
1	4,162.88	19.3%	19.3%
2-30	3,948.52	18.3%	37.6%
31-60	5,291.95	24.5%	62.1%
61-90	2,409.67	11.2%	73.2%
91-120	850.00	3.9%	77.2%
121-180	650.00	3.0%	80.2%
181-270	160.00	0.7%	80.9%
271-397	50.00	0.2%	81.1%
FRN/VRN	4,071.81	18.9%	100.0%

**PORTFOLIO TOTAL:**

21,594.83

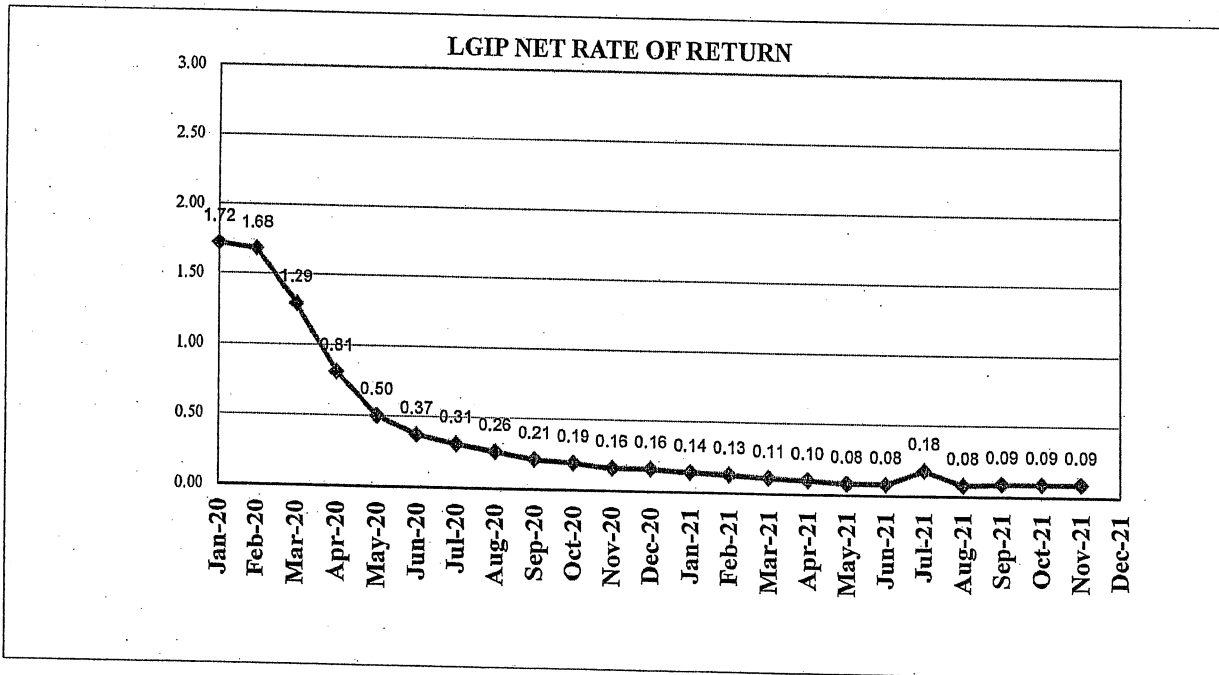
\* Amounts in millions of dollars





**WASHINGTON STATE  
LOCAL GOVERNMENT INVESTMENT POOL  
December 31, 2021**

Investment Type	Average Balance <u>Dec-21</u>	Dec-21 <u>Percentage</u>	Average Balance <u>CY 2021</u>	2021 <u>Percentage</u>
Agency Bullets	49,999,877.66	0.23%	62,657,430.34	0.29%
Agency Discount Notes	1,584,756,525.44	7.22%	928,650,108.18	4.25%
Agency Floating Rate Notes	2,775,825,833.79	12.64%	2,616,945,188.70	11.98%
Agency Variable Rate Notes	138,708,474.45	0.63%	202,830,827.49	0.93%
Certificates of Deposit	92,754,032.26	0.42%	117,726,369.86	0.54%
IB Bank Deposit	2,207,199,800.79	10.05%	2,263,421,319.35	10.36%
Repurchase Agreements	896,838,709.67	4.08%	689,183,561.62	3.15%
SOFR Floating Rate Notes	0.00	0.00%	0.00	0.00%
Supras - Bullets	100,280,207.10	0.46%	149,086,538.70	0.68%
Supras - Discount Notes	99,986,166.67	0.46%	117,783,456.01	0.54%
Supras- Floating Rate Notes	0.00	0.00%	0.00	0.00%
Supras - Variables	0.00	0.00%	0.00	0.00%
Term Repurchase Agreements	503,225,806.45	2.29%	462,328,767.12	2.12%
U.S. Treasury Securities	12,207,888,880.37	55.60%	13,165,303,449.29	60.26%
US Treasury Floating Rate Notes	1,297,624,772.02	5.91%	1,070,675,666.65	4.90%
<b>Total Avg Daily Balance</b>	<b>21,955,089,086.66</b>	<b>100.00%</b>	<b>21,846,592,683.32</b>	<b>100.00%</b>
<b>Avg Days to Maturity</b>	<b>34 days</b>			



\* Rates are calculated on a 365-day basis

Mason County, WA  
Investment Activity

LGIP Effective Date From: 12/1/2021 to 12/31/2021

Fund Code	Account Name	Account Description	Beginning Balance	Investments		Ending Balance
				Acquired	Liquidated	
103-000000-000-000	RURAL SALES & USE TAX FUND	CASH IN INVESTMENTS	1,196,621.69	90,000.00	21,500.00	1,265,121.69
104-000000-000-000	AUDITOR'S O&M FUND	CASH IN INVESTMENTS	148,438.41	0.00	0.00	148,438.41
105-000000-000-000	COUNTY ROAD	CASH IN INVESTMENTS	753,650.46	10,000,000.00	1,500,000.00	9,253,650.46
106-000000-000-000	PATHS & TRAILS RESERVE	CASH IN INVESTMENTS	165,000.00	0.00	0.00	165,000.00
109-000000-000-000	ELECTION EQUIPMENT HOLDING FND	CASH IN INVESTMENTS	145,000.00	0.00	0.00	145,000.00
118-000000-000-000	ABATEMENT/REPAIR/DEMOLITION	CASH IN INVESTMENTS	277,720.97	0.00	100.00	277,620.97
120-000000-000-000	REET ELECTRONIC TECHNOLOGY	CASH IN INVESTMENTS	85,324.38	1,900.00	0.00	87,224.38
155-000000-000-000	MASON COUNTY	CASH IN INVESTMENTS	5,500,000.00	0.00	931,000.00	4,569,000.00
163-000000-000-000	LODGING TAX (HOTEL/MOTEL)	CASH IN INVESTMENTS	125,000.00	0.00	0.00	125,000.00
164-000000-000-000	MENTAL HEALTH	CASH IN INVESTMENTS	1,668,759.16	100,000.00	135,384.56	1,633,374.60
180-000000-000-000	TREASURER'S M&O FUND	CASH IN INVESTMENTS	67,270.01	0.00	11,500.00	55,770.01
190-000000-000-000	VETERAN'S ASSISTANCE FUND	CASH IN INVESTMENTS	145,655.32	0.00	5,000.00	140,655.32
194-000000-000-000	MASON LAKE AQUATIC WEEDS MGMT	CASH IN INVESTMENTS	68,534.62	1,100.00	1,000.00	68,634.62
195-000000-000-000	MASON COUNTY	CASH IN INVESTMENTS	6,527.39	600.04	0.00	7,127.43
199-000000-000-000	ISLAND LAKE MGMT DISTRICT #1	CASH IN INVESTMENTS	28,452.18	500.00	0.00	28,952.18
215-000000-000-000	MASON CTY LTGO 2013 BOND	CASH IN INVESTMENTS - POOL	97,454.33	0.00	18,841.70	78,612.63
250-000000-000-000	MC 2008 LTGO BOND FUND	CASH IN INVESTMENTS	13,552.92	0.00	0.00	13,552.92
350-000000-000-000	REET 1 CAPITAL IMPROVEMENTS	CASH IN INVESTMENTS	1,827,249.95	140,000.00	90,000.00	1,877,249.95
351-000000-000-000	REET 2 CAPITAL IMPROVEMENTS	CASH IN INVESTMENTS	4,400,649.66	75,000.00	300,000.00	4,175,649.66
402-000000-000-000	MASON COUNTY LANDFILL	CASH IN INVESTMENTS	144,515.22	948,000.00	0.00	1,092,515.22
403-000000-000-000	N.BAY/CASE INLET UTILITY	CASH IN INVESTMENTS	580,881.83	533,000.00	0.00	1,113,881.83
411-000000-000-000	RUSTLEWOOD SEWER & WATER	CASH IN INVESTMENTS	26,078.27	53,000.00	0.00	79,078.27
412-000000-000-000	BEARDS COVE WATER	CASH IN INVESTMENTS	257,871.10	300,000.00	0.00	557,871.10
413-000000-000-000	BELFAIR VW & WATER RECLAMATION	CASH IN INVESTMENTS	252.94	300,000.00	0.00	300,252.94
428-000000-000-000	CUM RESERVE LANDFILL	CASH IN INVESTMENTS	443,456.28	0.00	0.00	443,456.28
429-000000-000-000	RESERVE BEARDS COVE	CASH IN INVESTMENTS	185,919.41	0.00	0.00	185,919.41
501-000000-000-000	EQUIPMENT RENTAL & REVOLVING	CASH IN INVESTMENTS	732,752.31	0.00	0.00	732,752.31
662-001010-000-000	CEMETERY DISTRICT #1	CASH IN INVESTMENTS	72,000.00	0.00	0.00	72,000.00
665-003010-000-000	FIRE DISTRICT #3 EXPENSE FUND	CASH IN INVESTMENTS	52,000.00	0.00	0.00	52,000.00
665-003020-000-000	FIRE DISTRICT #3 RESERVE FUND	CASH IN INVESTMENTS	147,850.54	0.00	0.00	147,850.54
665-003040-000-000	FIRE DISTRICT #3 EMS FUND	CASH IN INVESTMENTS	403,439.91	0.00	0.00	403,439.91
665-004020-000-000	FIRE DISTRICT #4 RESERVE FUND	CASH IN INVESTMENTS	150,461.92	0.00	0.00	150,461.92
665-006020-000-000	FIRE DISTRICT #6 RESERVE FUND	CASH IN INVESTMENTS	125,419.63	0.00	0.00	125,419.63
665-010010-000-000	FIRE DISTRICT #10 EXPENSE	CASH IN INVESTMENTS - POOL	2,200,046.07	800,000.00	0.00	3,000,046.07
665-010030-000-000	FIRE DIST #10 CONSTR FUND	CASH IN INVESTMENTS	3,995,067.60	0.00	985,843.92	3,009,223.68
665-011010-000-000	FIRE DISTRICT #11 EXPENSE FUND	CASH IN INVESTMENTS	132,818.52	59,384.15	0.00	192,202.67
665-011040-000-000	FIRE DISTRICT #11 EMS FUND	CASH IN INVESTMENTS	210,610.83	0.00	0.00	210,610.83
665-012010-000-000	FIRE DISTRICT #12 EXPENSE FUND	CASH IN INVESTMENTS	3,000.00	0.00	0.00	3,000.00
665-012020-000-000	FIRE DISTRICT #12 RESERVE FUND	CASH IN INVESTMENTS	18,726.64	0.00	0.00	18,726.64

26

Mason County, WA

Investment Activity LGIP Effective Date From: 12/1/2021 to 12/31/2021

Account Number	Description	9,765.38	0.00	0.00	9,765.38
665-012040-000-000	FIRE DISTRICT #12 EMS FUND				
665-012060-000-000	FIRE DISTRICT #12 BOND FUND	3,301.67	0.00	0.00	3,301.67
665-013020-000-000	FIRE DISTRICT #13 RESERVE FUND	2,131.03	0.00	0.00	2,131.03
665-016010-000-000	FIRE DISTRICT #16 EXPENSE FUND	5,248.67	0.00	0.00	5,248.67
665-016020-000-000	FIRE DISTRICT #16 RESERVE FUND	110,942.08	0.00	0.00	110,942.08
665-016040-000-000	FIRE DISTRICT #16 EMS FUND	700.00	0.00	0.00	700.00
665-017010-000-000	FIRE DISTRICT #17 EXPENSE FUND	30,531.68	0.00	0.00	30,531.68
665-017040-000-000	FIRE DISTRICT #17 EMS FUND	86,665.44	0.00	0.00	86,665.44
665-018010-000-000	FIRE DISTRICT #18 EXPENSE FUND	144,511.04	0.00	0.00	144,511.04
665-018020-000-000	FIRE DISTRICT #18 RESERVE FUND	137,916.00	0.00	0.00	137,916.00
665-018040-000-000	FIRE DISTRICT #18 EMS FUND	116,362.33	0.00	0.00	116,362.33
665-018060-000-000	FIRE DISTRICT #18 BOND FUND	23.43	0.00	0.00	23.43
668-010010-000-000	MASON COUNTY TRANSIT	12,000,000.00	1,500,000.00	0.00	13,500,000.00
670-000010-000-000	PORT OF ALLYN EXPENSE FUND	30,814.73	0.00	0.00	30,814.73
670-005010-000-000	PORT OF ALLYN INDUSTRIAL DEV	21,123.36	0.00	0.00	21,123.36
670-006010-000-000	PORT OF ALLYN WATER SYSTEM	2,300.00	0.00	0.00	2,300.00
670-010010-000-000	PORT OF DEWATTO	200,000.00	20,000.00	0.00	220,000.00
670-020010-000-000	PORT OF GRAPEVIEW	836.62	0.00	0.00	836.62
670-020030-000-000	PORT OF GRAPEVIEW CAPL. CONST.	7,832.30	0.00	0.00	7,832.30
670-030010-000-000	PORT OF HOODSPORT	226,952.17	0.00	0.00	226,952.17
675-001010-000-000	HOSPITAL DISTRICTS	11,359,568.58	1,821.84	1,909,754.57	9,451,635.85
675-001015-000-000	PHD #1 ADMINISTRATIVE FUND	58,275,400.98	4,711,104.36	0.00	62,986,505.34
675-001020-000-000	PUB.HOSP.#1 EMPLOYEES MED BEN	62,685.59	8.98	0.00	62,694.57
675-001035-000-000	MGH FUNDED DEPRECIATION	5,254,704.86	753.19	0.00	5,255,458.05
675-001064-000-000	SERIES 2019 BOND PROJECT FUND	5,055,441.49	724.62	0.00	5,056,166.11
675-002015-000-000	HOSPITAL #2	680,000.00	0.00	0.00	680,000.00
685-042010-000-000	SCHOOL DISTRICT #42 GENERAL	394,819.29	0.00	0.00	394,819.29
685-042030-000-000	SCHOOL DIST. #42 CAP. PROJECT	5,924.67	0.00	5,400.00	524.67
685-042060-000-000	SCHOOL DIST. #42 DEBT. SERVICE	67,166.60	0.00	21,000.00	46,166.60
685-042080-000-000	SCHOOL DISTRICT #42 ASB	1,683.69	0.00	0.00	1,683.69
685-042090-000-000	SCHOOL DISTRICT #42 TRANS VEHI	216.95	0.00	0.00	216.95
685-054010-000-000	SCHOOL DISTRICT #54 GENERAL	262,608.07	0.00	50,000.00	212,608.07
685-054030-000-000	SCHOOL DIST. #54 CAP. PROJECT	133,665.01	0.00	0.00	133,665.01
685-054060-000-000	SCHOOL DISTRICT #54 DEBIT SERV	2,499.00	50,000.00	0.00	52,499.00
685-054080-000-000	SCHOOL DISTRICT #54 ASB FUND	7,394.72	0.00	0.00	7,394.72
685-054090-000-000	SCHOOL DISTRICT #54 TRANS VEHI	76,603.80	3,000.00	0.00	79,603.80
685-309050-000-000	SD. #309 TRUST & AGENCY FUND	236,011.59	17.79	0.00	236,029.38
685-309060-000-000	SCHOOL DIST. #309 DEBT SERVICE	-104,160.92	454,160.92	0.00	350,000.00
685-309080-000-000	SCHOOL DISTRICT #309 ASB FUND	442,014.17	0.00	136,500.00	305,514.17
685-309090-000-000	SCHOOL DIST. #309 TRANS VEHI	247,738.00	16.71	245,000.00	2,754.71
685-311010-000-000	SCHOOL DISTRICT #311 GENERAL	5,494,855.75	138,995.82	0.00	5,633,851.57

Mason County, WA

Investment Activity LGIP Effective Date From: 12/1/2021 to 12/31/2021

685-311030-000-000	SCHOOL DIST. #311 CAP. PROJECT	CASH IN INVESTMENTS	519,555.26	0.00	89,535.13	430,020.13
685-311060-000-000	SCHOOL DISTRICT #311 DEBIT SER	CASH IN INVESTMENTS	623.55	0.05	0.00	623.60
685-311080-000-000	SCHOOL DISTRICT #311 ASB FUND	CASH IN INVESTMENTS	20,231.69	2,566.85	0.00	22,798.54
685-311090-000-000	SCHOOL DIST. #311 TRANS VEHI	CASH IN INVESTMENTS	131,379.54	9.91	0.00	131,389.45
685-402010-000-000	SCHOOL DISTRICT #402 GENERAL	CASH IN INVESTMENTS	3,270,411.17	0.00	485,000.00	2,785,411.17
685-402060-000-000	SCHOOL DIST #402 DEBT. SERVICE	CASH IN INVESTMENTS	140,000.00	0.00	0.00	140,000.00
685-402080-000-000	SCHOOL DISTRICT #402 ASB FUND	CASH IN INVESTMENTS	51,063.12	0.00	150.00	50,913.12
685-402090-000-000	SCHOOL DIST. #402 TRANS VEHI	CASH IN INVESTMENTS	132,818.14	0.00	0.00	132,818.14
685-403010-000-000	SCHOOL DISTRICT #403 GENERAL	CASH IN INVESTMENTS	2,137,483.64	339,973.18	367,925.21	2,109,531.61
685-403030-000-000	SCHOOL DIST. #403 CAP. PROJECT	CASH IN INVESTMENTS	430,386.33	32.76	17,172.29	413,246.80
685-403060-000-000	SCHOOL DIST. #403 DEBT. SERVICE	CASH IN INVESTMENTS	635,273.31	298,861.11	0.00	934,134.42
685-403080-000-000	SCHOOL DISTRICT #403 ASB FUND	CASH IN INVESTMENTS	405,406.86	4,820.55	7,394.59	402,832.82
685-403090-000-000	SCHOOL DISTRICT #403 TRANS VEHI	CASH IN INVESTMENTS	339,574.16	25.60	0.00	339,599.76
685-404010-000-000	SCHOOL DISTRICT #404 GENERAL	CASH IN INVESTMENTS	1,582,436.25	0.00	0.00	1,582,436.25
685-404030-000-000	SCHOOL DIST. #404 CAP. PROJECT	CASH IN INVESTMENTS	95,465.00	0.00	0.00	95,465.00
685-404050-000-000	SCHOOL DIST #404 TRUST & AGENCY	CASH IN INVESTMENTS	63,872.16	0.00	0.00	63,872.16
685-404060-000-000	SCHOOL DIST #404 DEBT. SERVICE	CASH IN INVESTMENTS	556,502.39	0.00	0.00	556,502.39
685-404080-000-000	SCHOOL DIST #404 ASB FUND	CASH IN INVESTMENTS	24,732.76	0.00	0.00	24,732.76
685-404090-000-000	DIST 404 TRANS VEHICLE FUND	CASH IN INVESTMENTS	197,194.79	0.00	0.00	197,194.79
690-001010-000-000	BELFAIR WATER DIST #1 M&O	CASH IN INVESTMENTS	711.57	0.00	0.00	711.57
690-001045-000-000	BELFAIR WATER DIST. #1 IMPROVM	CASH IN INVESTMENTS	1,048.51	0.00	0.00	1,048.51
690-002010-000-000	TRAILS END WATER DIST. #2 GENER	CASH IN INVESTMENTS	27,481.80	0.00	0.00	27,481.80
690-002020-000-000	TEW DIST #2 RESERVE MAINTENANCE	CASH IN INVESTMENTS	26,983.79	0.00	0.00	26,983.79
690-002065-000-000	TEW DIST. #2 WATER REVENUE	CASH IN INVESTMENTS	118,781.64	0.00	0.00	118,781.64
690-002130-000-000	TEW DIST. #2 ASSESSMENT REVE.	CASH IN INVESTMENTS	8,533.18	0.00	0.00	8,533.18
690-003020-000-000	MLWD#3 CAPITAL IMPROV. RESERVE	CASH IN INVESTMENTS	126,234.80	0.00	0.00	126,234.80
690-005010-000-000	HARSTENE POINTE WTR-SWR DIST.	CASH IN INVESTMENTS	130,000.00	0.00	0.00	130,000.00
690-005020-000-000	HARSTENE POINTE WTR-SWR RESRV	CASH IN INVESTMENTS	276,450.16	50,942.24	0.00	327,392.40
690-005030-000-000	HARSTENE POINTE WTR-SWR ECOLOG	CASH IN INVESTMENTS	40,547.39	3.06	0.00	40,550.45
690-005050-000-000	FIRE DISTRICT 5 LTGO 2013	CASH IN INVESTMENTS	13,597.76	6,778.33	0.00	20,376.09
690-005070-000-000	HARTSTENE PTE WTR REV. BOND'12	CASH IN INVESTMENTS	37,424.49	330.53	0.00	37,755.02
800-000000-000-010	TREASURER DAILY CASH - ST POOL	CASH IN INVESTMENTS ST POOL	57,164,627.11	7,607,937.68	25,019,940.63	39,752,624.16
<b>Grand Total</b>			<b>196,405,662.61</b>	<b>28,595,370.27</b>	<b>32,354,942.60</b>	<b>192,646,090.28</b>


# U.S. DEPARTMENT OF THE TREASURY


## Resource Center

### Daily Treasury Bill Rates Data

Get updates to this content.

**NOTICE:** See Developer Notice on upcoming January 2022 changes to XML data feeds.

 These data are also available in XML format by clicking on the XML icon.

 The schema for the XML is available in XSD format by clicking on the XSD icon.

If you are having trouble viewing the above XML in your browser, click here.

To access interest rate data in the legacy XML format and the corresponding XSD schema, click here.

**Select type of Interest Rate Data**

Daily Treasury Bill Rates   Go

**Select Time Period**

2021   Go

DATE	4 WEEKS		8 WEEKS		13 WEEKS		26 WEEKS		52 WEEKS	
	BANK DISCOUNT	COUPON EQUIVALENT	BANK DISCOUNT	COUPON EQUIVALENT	BANK DISCOUNT	COUPON EQUIVALENT	BANK DISCOUNT	COUPON EQUIVALENT	BANK DISCOUNT	COUPON EQUIVALENT
11/26/21	0.11	0.11	0.04	0.04	0.06	0.06	0.10	0.10	0.18	0.18
11/29/21	0.07	0.07	0.04	0.04	0.06	0.06	0.10	0.10	0.19	0.19
11/30/21	0.11	0.11	0.05	0.05	0.05	0.05	0.10	0.10	0.24	0.24
12/01/21	0.10	0.10	0.04	0.04	0.06	0.06	0.10	0.10	0.25	0.25
12/02/21	0.05	0.05	0.05	0.05	0.05	0.05	0.09	0.09	0.26	0.26
12/03/21	0.04	0.04	0.05	0.05	0.06	0.06	0.09	0.09	0.25	0.25
12/06/21	0.05	0.05	0.05	0.05	0.06	0.06	0.13	0.13	0.27	0.27
12/07/21	0.05	0.05	0.06	0.06	0.06	0.06	0.15	0.15	0.30	0.30
12/08/21	0.04	0.04	0.05	0.05	0.07	0.07	0.13	0.13	0.28	0.28
12/09/21	0.03	0.03	0.06	0.06	0.06	0.06	0.12	0.12	0.26	0.26
12/10/21	0.03	0.03	0.06	0.06	0.06	0.06	0.13	0.13	0.26	0.26
12/13/21	0.01	0.01	0.05	0.05	0.05	0.05	0.11	0.11	0.25	0.25
12/14/21	0.01	0.01	0.05	0.05	0.05	0.05	0.13	0.13	0.25	0.25
12/15/21	0.03	0.03	0.05	0.05	0.06	0.06	0.13	0.13	0.27	0.27
12/16/21	0.04	0.04	0.06	0.06	0.05	0.05	0.13	0.13	0.25	0.25
12/17/21	0.03	0.03	0.04	0.04	0.05	0.05	0.13	0.13	0.25	0.25
12/20/21	0.03	0.03	0.05	0.05	0.07	0.07	0.16	0.16	0.25	0.25
12/21/21	0.03	0.03	0.04	0.04	0.07	0.07	0.16	0.16	0.26	0.26
12/22/21	0.03	0.03	0.04	0.04	0.08	0.08	0.16	0.16	0.26	0.26
12/23/21	0.04	0.04	0.05	0.05	0.08	0.08	0.18	0.18	0.28	0.28
12/27/21	0.04	0.04	0.05	0.05	0.06	0.06	0.21	0.21	0.30	0.30
12/28/21	0.03	0.03	0.04	0.04	0.06	0.06	0.20	0.20	0.38	0.39
12/29/21	0.01	0.01	0.02	0.02	0.05	0.05	0.19	0.19	0.38	0.39
12/30/21	0.06	0.06	0.06	0.06	0.05	0.05	0.19	0.19	0.37	0.38
12/31/21	0.06	0.06	0.05	0.05	0.06	0.06	0.19	0.19	0.38	0.39

**Daily Treasury Bill Rates:** These rates are the daily secondary market quotations on the most recently auctioned Treasury Bills for each maturity tranche (4-week, 8-week, 13-week, 26-week, and 52-week) for which Treasury currently issues new bills. Market quotations are obtained at approximately 3:30 PM each business day by the Federal Reserve Bank of New York. The Bank Discount rate is the rate at which a bill is quoted in the secondary market and is based on the par value, amount of the discount and a 360-day year. The Coupon Equivalent, also called the Bond Equivalent, or the Investment Yield, is the bill's yield based on a 365- or 366-day year. The Coupon Equivalent is used to compare the yield on a discount bill to the yield on a nominal coupon security that pays semiannual

## Mason County Treasurer's Office

01/24/22

## Account QuickReport

Accrual Basis

As of December 31, 2021

Type	Date	Num	Name	Memo	Split	Amount	Balance
<b>STATE POOL INVESTMENT LEDGER</b>							193,585,720.01
<b>155-AMERICAN RESCUE PLAN ACT</b>							0.00
General Journal	06/28/2021	WIRE	INVESTMENT ACQ...		Inv Deposit	6,000,000.00	6,000,000.00
General Journal	08/11/2021	WIRE	INVESTMENT LIQUI...		Inv Withdrawl	-500,000.00	5,500,000.00
General Journal	12/06/2021	WIRE	INVESTMENT LIQUI...		Inv Withdrawl	-100,000.00	5,400,000.00
General Journal	12/10/2021	WIRE	INVESTMENT LIQUI...		Inv Withdrawl	-831,000.00	4,569,000.00
Total 155-AMERICAN RESCUE PLAN ACT						4,569,000.00	4,569,000.00
<b>665010040-FIRE DIST #10 EMS</b>							0.00
General Journal	06/07/2021	WIRE	INVESTMENT ACQ...		Inv Deposit	621,499.71	621,499.71
General Journal	06/15/2021	WIRE	INVESTMENT LIQUI...		Inv Withdrawl	-621,499.71	0.00
Total 665010040-FIRE DIST #10 EMS						0.00	0.00
<b>665018060 - FIRE DIST #18 BOND</b>							0.00
General Journal	03/15/2021	WIRE	INVESTMENT ACQ...		Inv Deposit	23.43	23.43
Total 665018060 - FIRE DIST #18 BOND						23.43	23.43
<b>195 - SPENCER LAKE MANAGEMENT</b>							6,683.69
General Journal	01/14/2021	WIRE	INVESTMENT ACQ...		Inv Deposit	110.83	6,794.52
General Journal	02/16/2021	WIRE	INVESTMENT ACQ...		Inv Deposit	112.68	6,907.20
General Journal	03/11/2021	WIRE	INVESTMENT ACQ...		Inv Deposit	1,001.41	7,908.61
General Journal	04/15/2021	WIRE	INVESTMENT ACQ...		Inv Deposit	2,038.47	9,947.08
General Journal	05/24/2021	WIRE	INVESTMENT ACQ...		Inv Deposit	2,000.00	11,947.08
General Journal	06/17/2021	WIRE	INVESTMENT ACQ...		Inv Deposit	1,900.00	13,847.08
General Journal	08/05/2021	WIRE	INVESTMENT LIQUI...		Inv Withdrawl	-9,662.68	4,184.40
General Journal	08/12/2021	WIRE	INVESTMENT LIQUI...		Inv Withdrawl	-1,813.00	2,371.40
General Journal	08/19/2021	WIRE	INVESTMENT LIQUI...		Inv Withdrawl	-144.01	2,227.39
General Journal	10/15/2021	WIRE	INVESTMENT ACQ...		Inv Deposit	800.00	3,027.39
General Journal	11/12/2021	WIRE	INVESTMENT ACQ...		Inv Deposit	3,500.00	6,527.39
General Journal	12/06/2021	WIRE	INVESTMENT ACQ...		Inv Deposit	600.04	7,127.43
Total 195 - SPENCER LAKE MANAGEMENT						443.74	7,127.43
<b>675001064 - PHD #1 2019 SERIES</b>							5,050,583.83
General Journal	01/29/2021	WIRE	INVESTMENT ACQ...		Inv Deposit	636.30	5,051,220.13
General Journal	02/23/2021	WIRE	INVESTMENT ACQ...		Inv Deposit	636.07	5,051,856.20
General Journal	03/15/2021	WIRE	INVESTMENT ACQ...		Inv Deposit	568.30	5,052,424.50
General Journal	04/13/2021	WIRE	INVESTMENT ACQ...		Inv Deposit	496.29	5,052,920.79
General Journal	05/14/2021	WIRE	INVESTMENT ACQ...		Inv Deposit	464.39	5,053,385.18
General Journal	06/08/2021	WIRE	INVESTMENT ACQ...		Inv Deposit	400.97	5,053,786.15
General Journal	07/23/2021	WIRE	INVESTMENT ACQ...		Inv Deposit	312.25	5,054,098.40
General Journal	08/06/2021	WIRE	INVESTMENT ACQ...		Inv Deposit	297.38	5,054,395.78
General Journal	09/14/2021	WIRE	INVESTMENT ACQ...		Inv Deposit	724.18	5,055,119.96
General Journal	10/15/2021	WIRE	INVESTMENT ACQ...		Inv Deposit	321.53	5,055,441.49
General Journal	12/15/2021	WIRE	INVESTMENT ACQ...		Inv Deposit	724.62	5,056,166.11
Total 675001064 - PHD #1 2019 SERIES						5,582.28	5,056,166.11
<b>675002015-HOSPITAL #2</b>							680,000.00
Total 675002015-HOSPITAL #2							680,000.00
<b>685311060-SD#311 DEBT SERVICE</b>							622.92
General Journal	01/29/2021	WIRE	INVESTMENT ACQ...		Inv Deposit	0.08	623.00
General Journal	02/11/2021	WIRE	INVESTMENT LIQUI...		Inv Withdrawl	-0.02	622.98
General Journal	03/31/2021	WIRE	INVESTMENT ACQ...		Inv Deposit	0.15	623.13
General Journal	04/30/2021	WIRE	INVESTMENT ACQ...		Inv Deposit	0.06	623.19
General Journal	05/28/2021	WIRE	INVESTMENT ACQ...		Inv Deposit	0.06	623.25
General Journal	06/30/2021	WIRE	INVESTMENT ACQ...		Inv Deposit	0.05	623.30
General Journal	07/30/2021	WIRE	INVESTMENT ACQ...		Inv Deposit	0.04	623.34
General Journal	08/31/2021	WIRE	INVESTMENT ACQ...		Inv Deposit	0.04	623.38
General Journal	09/30/2021	WIRE	INVESTMENT ACQ...		Inv Deposit	0.09	623.47
General Journal	10/29/2021	WIRE	INVESTMENT ACQ...		Inv Deposit	0.04	623.51
General Journal	11/30/2021	WIRE	INVESTMENT ACQ...		Inv Deposit	0.04	623.55
General Journal	12/30/2021	WIRE	INVESTMENT ACQ...		Inv Deposit	0.05	623.60
Total 685311060-SD#311 DEBT SERVICE						0.68	623.60
<b>103 - RURAL CO SALES &amp; USE TAX</b>							905,218.37
General Journal	01/14/2021	WIRE	INVESTMENT ACQ...		Inv Deposit	81,561.54	986,779.91
General Journal	02/16/2021	WIRE	INVESTMENT ACQ...		Inv Deposit	73,000.00	1,059,779.91
General Journal	03/11/2021	WIRE	INVESTMENT ACQ...		Inv Deposit	87,488.10	1,147,268.01
General Journal	04/15/2021	WIRE	INVESTMENT ACQ...		Inv Deposit	40,176.56	1,187,444.57
General Journal	04/27/2021	WIRE	INVESTMENT LIQUI...		Inv Withdrawl	-420,000.00	767,444.57
General Journal	05/24/2021	WIRE	INVESTMENT ACQ...		Inv Deposit	46,738.62	814,183.19
General Journal	06/17/2021	WIRE	INVESTMENT ACQ...		Inv Deposit	88,000.00	902,183.19
General Journal	08/11/2021	WIRE	INVESTMENT ACQ...		Inv Deposit	157,793.33	1,059,976.52
General Journal	08/19/2021	WIRE	INVESTMENT LIQUI...		Inv Withdrawl	-2,080.25	1,057,896.27

Mason County Treasurer's Office  
**Account QuickReport**  
 As of December 31, 2021

01/24/22

Accrual Basis

Type	Date	Num	Name	Memo	Split	Amount	Balance
General Journal	09/08/2021	WIRE	INVESTMENT ACQ...		Inv Deposit	97,198.36	1,155,094.63
General Journal	09/27/2021	WIRE	INVESTMENT LIQUI...		Inv Withdrawl	-325.00	1,154,769.63
General Journal	10/15/2021	WIRE	INVESTMENT ACQ...		Inv Deposit	89,446.36	1,244,215.99
General Journal	10/22/2021	WIRE	INVESTMENT LIQUI...		Inv Withdrawl	-22,500.00	1,221,715.99
General Journal	10/29/2021	WIRE	INVESTMENT LIQUI...		Inv Withdrawl	-275.00	1,221,440.99
General Journal	11/12/2021	WIRE	INVESTMENT ACQ...		Inv Deposit	89,180.70	1,310,621.69
General Journal	11/24/2021	WIRE	INVESTMENT LIQUI...		Inv Withdrawl	-114,000.00	1,196,621.69
General Journal	12/06/2021	WIRE	INVESTMENT ACQ...		Inv Deposit	90,000.00	1,286,621.69
General Journal	12/17/2021	WIRE	INVESTMENT LIQUI...		Inv Withdrawl	-21,500.00	1,265,121.69
<b>Total 103 - RURAL CO SALES &amp; USE TAX</b>						<b>359,903.32</b>	<b>1,265,121.69</b>
<b>104 - AUDITOR'S O &amp; M</b>							<b>148,438.41</b>
Total 104 - AUDITOR'S O & M							148,438.41
<b>105 - COUNTY ROAD</b>							<b>753,650.46</b>
General Journal	12/06/2021	WIRE	INVESTMENT ACQ...		Inv Deposit	10,000,000.00	10,753,650.46
General Journal	12/22/2021	WIRE	INVESTMENT LIQUI...		Inv Withdrawl	-300,000.00	10,453,650.46
General Journal	12/30/2021	WIRE	INVESTMENT LIQUI...		Inv Withdrawl	-1,200,000.00	9,253,650.46
Total 105 - COUNTY ROAD						<b>8,500,000.00</b>	<b>9,253,650.46</b>
<b>106 - PATHS &amp; TRAILS RESERVE</b>							<b>165,000.00</b>
Total 106 - PATHS & TRAILS RESERVE							165,000.00
<b>109 - ELECTION EQUIP HOLDING</b>							<b>145,000.00</b>
Total 109 - ELECTION EQUIP HOLDING							145,000.00
<b>118 - ABATEMENT REPAIR &amp; DEMO</b>							<b>278,673.63</b>
General Journal	01/14/2021	WIRE	INVESTMENT ACQ...		Inv Deposit	35.10	278,708.73
General Journal	02/16/2021	WIRE	INVESTMENT ACQ...		Inv Deposit	31.36	278,740.09
General Journal	02/25/2021	WIRE	INVESTMENT LIQUI...		Inv Withdrawl	-287.50	278,452.59
General Journal	03/11/2021	WIRE	INVESTMENT ACQ...		Inv Deposit	27.38	278,479.97
General Journal	04/15/2021	WIRE	INVESTMENT ACQ...		Inv Deposit	25.59	278,505.56
General Journal	05/24/2021	WIRE	INVESTMENT ACQ...		Inv Deposit	22.10	278,527.66
General Journal	06/17/2021	WIRE	INVESTMENT LIQUI...		Inv Withdrawl	-270.29	278,257.37
General Journal	08/11/2021	WIRE	INVESTMENT ACQ...		Inv Deposit	56.25	278,313.62
General Journal	08/19/2021	WIRE	INVESTMENT LIQUI...		Inv Withdrawl	-287.50	278,026.12
General Journal	09/08/2021	WIRE	INVESTMENT ACQ...		Inv Deposit	80.00	278,106.12
General Journal	09/27/2021	WIRE	INVESTMENT LIQUI...		Inv Withdrawl	-75.00	278,031.12
General Journal	10/15/2021	WIRE	INVESTMENT LIQUI...		Inv Withdrawl	-268.35	277,762.77
General Journal	10/29/2021	WIRE	INVESTMENT LIQUI...		Inv Withdrawl	-100.00	277,662.77
General Journal	11/12/2021	WIRE	INVESTMENT ACQ...		Inv Deposit	58.20	277,720.97
General Journal	12/10/2021	WIRE	INVESTMENT LIQUI...		Inv Withdrawl	-100.00	277,620.97
Total 118 - ABATEMENT REPAIR & DEMO						<b>-1,052.66</b>	<b>277,620.97</b>
<b>120 - REET &amp; PROPERTY TAX ADMIN</b>							<b>75,316.14</b>
General Journal	01/07/2021	WIRE	INVESTMENT LIQUI...		Inv Withdrawl	-7,272.00	68,044.14
General Journal	02/16/2021	WIRE	INVESTMENT ACQ...		Inv Deposit	1,000.00	69,044.14
General Journal	02/25/2021	WIRE	INVESTMENT LIQUI...		Inv Withdrawl	-165.00	68,879.14
General Journal	03/04/2021	WIRE	INVESTMENT LIQUI...		Inv Withdrawl	-160.00	68,719.14
General Journal	03/11/2021	WIRE	INVESTMENT ACQ...		Inv Deposit	1,859.30	70,578.44
General Journal	04/15/2021	WIRE	INVESTMENT ACQ...		Inv Deposit	2,022.78	72,601.22
General Journal	05/24/2021	WIRE	INVESTMENT ACQ...		Inv Deposit	2,443.36	75,044.58
General Journal	06/17/2021	WIRE	INVESTMENT ACQ...		Inv Deposit	992.10	76,036.68
General Journal	08/11/2021	WIRE	INVESTMENT ACQ...		Inv Deposit	4,805.90	80,842.58
General Journal	08/19/2021	WIRE	INVESTMENT LIQUI...		Inv Withdrawl	-998.00	79,844.58
General Journal	09/08/2021	WIRE	INVESTMENT ACQ...		Inv Deposit	2,013.58	81,858.16
General Journal	10/15/2021	WIRE	INVESTMENT ACQ...		Inv Deposit	1,270.00	83,128.16
General Journal	11/12/2021	WIRE	INVESTMENT ACQ...		Inv Deposit	2,196.22	85,324.38
General Journal	12/06/2021	WIRE	INVESTMENT ACQ...		Inv Deposit	1,900.00	87,224.38
Total 120 - REET & PROPERTY TAX ADMIN						<b>11,908.24</b>	<b>87,224.38</b>
<b>163 - LODGING HOTEL/MOTEL TAX</b>							<b>125,000.00</b>
Total 163 - LODGING HOTEL/MOTEL TAX							125,000.00
<b>164 - MENTAL HEALTH</b>							<b>1,241,246.08</b>
General Journal	01/14/2021	WIRE	INVESTMENT ACQ...		Inv Deposit	140,000.00	1,381,246.08
General Journal	01/22/2021	WIRE	INVESTMENT LIQUI...		Inv Withdrawl	-8,000.00	1,373,246.08
General Journal	02/16/2021	WIRE	INVESTMENT ACQ...		Inv Deposit	50,000.00	1,423,246.08
General Journal	03/11/2021	WIRE	INVESTMENT ACQ...		Inv Deposit	100,000.00	1,523,246.08
General Journal	03/22/2021	WIRE	INVESTMENT LIQUI...		Inv Withdrawl	-3,000.00	1,520,246.08
General Journal	04/15/2021	WIRE	INVESTMENT ACQ...		Inv Deposit	60,000.00	1,580,246.08
General Journal	04/26/2021	WIRE	INVESTMENT LIQUI...		Inv Withdrawl	-12,500.00	1,567,746.08
General Journal	04/28/2021	WIRE	INVESTMENT LIQUI...		Inv Withdrawl	-10,000.00	1,557,746.08
General Journal	05/24/2021	WIRE	INVESTMENT ACQ...		Inv Deposit	40,000.00	1,597,746.08
General Journal	06/17/2021	WIRE	INVESTMENT ACQ...		Inv Deposit	39,249.04	1,636,995.12
General Journal	08/11/2021	WIRE	INVESTMENT ACQ...		Inv Deposit	110,000.00	1,746,995.12

31

Mason County Treasurer's Office

01/24/22

Account QuickReport

Accrual Basis

As of December 31, 2021

Type	Date	Num	Name	Memo	Split	Amount	Balance
General Journal	08/18/2021	WIRE	INVESTMENT LIQUI...		Inv Withdrawl	-55,000.00	1,691,995.12
General Journal	08/19/2021	WIRE	INVESTMENT LIQUI...		Inv Withdrawl	-8,821.00	1,683,174.12
General Journal	08/31/2021	WIRE	INVESTMENT LIQUI...		Inv Withdrawl	-215.00	1,682,959.12
General Journal	09/08/2021	WIRE	INVESTMENT ACQ...		Inv Deposit	90,000.00	1,772,959.12
General Journal	09/15/2021	WIRE	INVESTMENT LIQUI...		Inv Withdrawl	-15,018.91	1,757,940.21
General Journal	09/27/2021	WIRE	INVESTMENT LIQUI...		Inv Withdrawl	-4,000.00	1,753,940.21
General Journal	10/15/2021	WIRE	INVESTMENT ACQ...		Inv Deposit	80,000.00	1,833,940.21
General Journal	11/12/2021	WIRE	INVESTMENT ACQ...		Inv Deposit	90,000.00	1,923,940.21
General Journal	11/18/2021	WIRE	INVESTMENT LIQUI...		Inv Withdrawl	-66,252.78	1,857,687.43
General Journal	11/24/2021	WIRE	INVESTMENT LIQUI...		Inv Withdrawl	-10,000.00	1,847,687.43
General Journal	11/30/2021	WIRE	INVESTMENT LIQUI...		Inv Withdrawl	-178,928.27	1,668,759.16
General Journal	12/06/2021	WIRE	INVESTMENT ACQ...		Inv Deposit	100,000.00	1,768,759.16
General Journal	12/08/2021	WIRE	INVESTMENT LIQUI...		Inv Withdrawl	-5,000.00	1,763,759.16
General Journal	12/20/2021	WIRE	INVESTMENT LIQUI...		Inv Withdrawl	-20,384.56	1,743,374.60
General Journal	12/22/2021	WIRE	INVESTMENT LIQUI...		Inv Withdrawl	-10,000.00	1,733,374.60
General Journal	12/30/2021	WIRE	INVESTMENT LIQUI...		Inv Withdrawl	-100,000.00	1,633,374.60
Total 164 - MENTAL HEALTH						392,128.52	1,633,374.60
<b>180 - TREASURER'S M&amp;O</b>							89,220.70
General Journal	01/22/2021	WIRE	INVESTMENT LIQUI...		Inv Withdrawl	-2,138.00	87,082.70
General Journal	02/05/2021	WIRE	INVESTMENT LIQUI...		Inv Withdrawl	-4,459.69	82,623.01
General Journal	02/08/2021	WIRE	INVESTMENT LIQUI...		Inv Withdrawl	-163.20	82,459.81
General Journal	02/23/2021	WIRE	INVESTMENT LIQUI...		Inv Withdrawl	-1,500.00	80,959.81
General Journal	03/08/2021	WIRE	INVESTMENT LIQUI...		Inv Withdrawl	-2,369.11	78,590.70
General Journal	05/24/2021	WIRE	INVESTMENT ACQ...		Inv Deposit	20,000.00	98,590.70
General Journal	06/09/2021	WIRE	INVESTMENT LIQUI...		Inv Withdrawl	-5,700.00	92,890.70
General Journal	07/07/2021	WIRE	INVESTMENT LIQUI...		Inv Withdrawl	-460.69	92,430.01
General Journal	09/08/2021	WIRE	INVESTMENT ACQ...		Inv Deposit	30,000.00	122,430.01
General Journal	10/15/2021	WIRE	INVESTMENT ACQ...		Inv Deposit	10,840.00	133,270.01
General Journal	11/24/2021	WIRE	INVESTMENT LIQUI...		Inv Withdrawl	-66,000.00	67,270.01
General Journal	12/06/2021	WIRE	INVESTMENT LIQUI...		Inv Withdrawl	-5,000.00	62,270.01
General Journal	12/30/2021	WIRE	INVESTMENT LIQUI...		Inv Withdrawl	-6,500.00	55,770.01
Total 180 - TREASURER'S M&O						-33,450.69	55,770.01
<b>190 - VETERANS ASSISTANCE FUND</b>							77,800.56
General Journal	01/14/2021	WIRE	INVESTMENT ACQ...		Inv Deposit	1,600.00	79,400.56
General Journal	01/22/2021	WIRE	INVESTMENT LIQUI...		Inv Withdrawl	-4,500.00	74,900.56
General Journal	02/08/2021	WIRE	INVESTMENT LIQUI...		Inv Withdrawl	-406.90	74,493.66
General Journal	02/25/2021	WIRE	INVESTMENT LIQUI...		Inv Withdrawl	-10,211.22	64,282.44
General Journal	03/11/2021	WIRE	INVESTMENT ACQ...		Inv Deposit	6,375.00	70,657.44
General Journal	03/22/2021	WIRE	INVESTMENT LIQUI...		Inv Withdrawl	-3,000.00	67,657.44
General Journal	04/15/2021	WIRE	INVESTMENT ACQ...		Inv Deposit	7,000.00	74,657.44
General Journal	05/24/2021	WIRE	INVESTMENT ACQ...		Inv Deposit	46,000.00	120,657.44
General Journal	06/17/2021	WIRE	INVESTMENT ACQ...		Inv Deposit	2,600.00	123,257.44
General Journal	06/25/2021	WIRE	INVESTMENT LIQUI...		Inv Withdrawl	-1,200.00	122,057.44
General Journal	07/07/2021	WIRE	INVESTMENT LIQUI...		Inv Withdrawl	-2,121.81	119,935.63
General Journal	08/06/2021	WIRE	INVESTMENT LIQUI...		Inv Withdrawl	-5,895.84	114,039.79
General Journal	08/19/2021	WIRE	INVESTMENT LIQUI...		Inv Withdrawl	-3,184.47	110,855.32
General Journal	09/27/2021	WIRE	INVESTMENT LIQUI...		Inv Withdrawl	-5,200.00	105,655.32
General Journal	11/12/2021	WIRE	INVESTMENT ACQ...		Inv Deposit	40,000.00	145,655.32
General Journal	12/30/2021	WIRE	INVESTMENT LIQUI...		Inv Withdrawl	-5,000.00	140,655.32
Total 190 - VETERANS ASSISTANCE FUND						62,854.76	140,655.32
<b>192 - SKOKOMISH FLOOD ZONE</b>							15,630.06
General Journal	10/15/2021	WIRE	INVESTMENT LIQUI...		Inv Withdrawl	-15,630.06	0.00
Total 192 - SKOKOMISH FLOOD ZONE						-15,630.06	0.00
<b>194 - MASON LAKE LMD#2</b>							73,489.99
General Journal	01/14/2021	WIRE	INVESTMENT ACQ...		Inv Deposit	214.96	73,704.95
General Journal	02/16/2021	WIRE	INVESTMENT ACQ...		Inv Deposit	44.14	73,749.09
General Journal	02/25/2021	WIRE	INVESTMENT LIQUI...		Inv Withdrawl	-329.00	73,420.09
General Journal	03/11/2021	WIRE	INVESTMENT ACQ...		Inv Deposit	1,328.74	74,748.83
General Journal	04/15/2021	WIRE	INVESTMENT ACQ...		Inv Deposit	4,210.39	78,959.22
General Journal	05/24/2021	WIRE	INVESTMENT ACQ...		Inv Deposit	8,600.00	87,559.22
General Journal	06/17/2021	WIRE	INVESTMENT ACQ...		Inv Deposit	2,900.00	90,459.22
General Journal	08/19/2021	WIRE	INVESTMENT LIQUI...		Inv Withdrawl	-223.24	90,235.98
General Journal	10/07/2021	WIRE	INVESTMENT LIQUI...		Inv Withdrawl	-34,381.36	55,854.62
General Journal	10/15/2021	WIRE	INVESTMENT ACQ...		Inv Deposit	180.00	56,034.62
General Journal	11/12/2021	WIRE	INVESTMENT ACQ...		Inv Deposit	12,500.00	68,534.62
General Journal	12/06/2021	WIRE	INVESTMENT ACQ...		Inv Deposit	1,100.00	69,634.62
General Journal	12/10/2021	WIRE	INVESTMENT LIQUI...		Inv Withdrawl	-1,000.00	68,634.62
Total 194 - MASON LAKE LMD#2						-4,855.37	68,634.62
<b>199 - ISLAND LAKE LMD#1</b>							30,116.61
General Journal	01/14/2021	WIRE	INVESTMENT ACQ...		Inv Deposit	154.58	30,271.19

32



## Mason County Treasurer's Office

01/24/22

## Account QuickReport

Accrual Basis

As of December 31, 2021

Type	Date	Num	Name	Memo	Split	Amount	Balance
General Journal	02/16/2021	WIRE	INVESTMENT ACQ...		Inv Deposit	3.40	30,274.59
General Journal	03/11/2021	WIRE	INVESTMENT ACQ...		Inv Deposit	366.67	30,641.26
General Journal	04/15/2021	WIRE	INVESTMENT ACQ...		Inv Deposit	1,019.99	31,661.25
General Journal	05/24/2021	WIRE	INVESTMENT ACQ...		Inv Deposit	4,221.04	35,882.29
General Journal	06/10/2021	WIRE	INVESTMENT LIQUI...		Inv Withdrawl	-7,738.10	28,144.19
General Journal	06/17/2021	WIRE	INVESTMENT LIQUI...		Inv Withdrawl	-45.50	28,098.69
General Journal	07/09/2021	WIRE	INVESTMENT LIQUI...		Inv Withdrawl	-49.94	28,048.75
General Journal	08/12/2021	WIRE	INVESTMENT ACQ...		Inv Deposit	3,163.00	31,211.75
General Journal	08/19/2021	WIRE	INVESTMENT LIQUI...		Inv Withdrawl	-6,370.57	24,841.18
General Journal	10/15/2021	WIRE	INVESTMENT ACQ...		Inv Deposit	411.00	25,252.18
General Journal	11/12/2021	WIRE	INVESTMENT ACQ...		Inv Deposit	3,200.00	28,452.18
General Journal	12/06/2021	WIRE	INVESTMENT ACQ...		Inv Deposit	500.00	28,952.18
Total 199 - ISLAND LAKE LMD#1						-1,164.43	28,952.18
<b>215 - MC LTGO BONDS 2013 A/B</b>							60,659.85
General Journal	01/14/2021	WIRE	INVESTMENT LIQUI...		Inv Withdrawl	-592.36	60,067.49
General Journal	02/16/2021	WIRE	INVESTMENT ACQ...		Inv Deposit	6.78	60,074.27
General Journal	03/11/2021	WIRE	INVESTMENT ACQ...		Inv Deposit	118,740.88	178,815.15
General Journal	04/15/2021	WIRE	INVESTMENT ACQ...		Inv Deposit	12.92	178,828.07
General Journal	05/24/2021	WIRE	INVESTMENT LIQUI...		Inv Withdrawl	-12,490.06	166,338.01
General Journal	06/17/2021	WIRE	INVESTMENT ACQ...		Inv Deposit	10.85	166,348.86
General Journal	08/11/2021	WIRE	INVESTMENT ACQ...		Inv Deposit	33.62	166,382.48
General Journal	10/05/2021	WIRE	INVESTMENT LIQUI...		Inv Withdrawl	-289.42	166,093.06
General Journal	10/15/2021	WIRE	INVESTMENT ACQ...		Inv Deposit	11.30	166,104.36
General Journal	11/24/2021	WIRE	INVESTMENT LIQUI...		Inv Withdrawl	-68,650.03	97,454.33
General Journal	12/06/2021	WIRE	INVESTMENT LIQUI...		Inv Withdrawl	-18,841.70	78,612.63
Total 215 - MC LTGO BONDS 2013 A/B						17,952.78	78,612.63
<b>250 - MASON CO LTGO BOND 2008</b>							12,851.07
General Journal	01/14/2021	WIRE	INVESTMENT ACQ...		Inv Deposit	1.61	12,852.68
General Journal	02/16/2021	WIRE	INVESTMENT ACQ...		Inv Deposit	132.55	12,985.23
General Journal	03/11/2021	WIRE	INVESTMENT ACQ...		Inv Deposit	275,041.37	288,026.60
General Journal	04/15/2021	WIRE	INVESTMENT ACQ...		Inv Deposit	18.32	288,044.92
General Journal	05/24/2021	WIRE	INVESTMENT ACQ...		Inv Deposit	22.86	288,067.78
General Journal	05/25/2021	WIRE	INVESTMENT LIQUI...		Inv Withdrawl	-24,395.32	263,672.46
General Journal	06/17/2021	WIRE	INVESTMENT ACQ...		Inv Deposit	17.46	263,689.92
General Journal	08/11/2021	WIRE	INVESTMENT ACQ...		Inv Deposit	53.29	263,743.21
General Journal	10/15/2021	WIRE	INVESTMENT ACQ...		Inv Deposit	34.71	263,777.92
General Journal	11/24/2021	WIRE	INVESTMENT LIQUI...		Inv Withdrawl	-250,225.00	13,552.92
Total 250 - MASON CO LTGO BOND 2008						701.85	13,552.92
<b>350 - CAP IMPROVEMENTS REET 1</b>							908,840.46
General Journal	01/14/2021	WIRE	INVESTMENT ACQ...		Inv Deposit	1,380,000.00	2,288,840.46
General Journal	02/08/2021	WIRE	INVESTMENT LIQUI...		Inv Withdrawl	-580,474.80	1,708,365.66
General Journal	02/10/2021	WIRE	INVESTMENT LIQUI...		Inv Withdrawl	-13,367.25	1,694,998.41
General Journal	02/23/2021	WIRE	INVESTMENT LIQUI...		Inv Withdrawl	-248,040.00	1,446,958.41
General Journal	03/04/2021	WIRE	INVESTMENT LIQUI...		Inv Withdrawl	-153,270.00	1,293,688.41
General Journal	03/08/2021	WIRE	INVESTMENT LIQUI...		Inv Withdrawl	-1,159.73	1,292,528.68
General Journal	03/11/2021	WIRE	INVESTMENT ACQ...		Inv Deposit	35,621.27	1,328,149.95
General Journal	04/15/2021	WIRE	INVESTMENT LIQUI...		Inv Withdrawl	-146,900.00	1,181,249.95
General Journal	05/24/2021	WIRE	INVESTMENT ACQ...		Inv Deposit	120,000.00	1,301,249.95
General Journal	06/17/2021	WIRE	INVESTMENT ACQ...		Inv Deposit	76,000.00	1,377,249.95
General Journal	07/16/2021	WIRE	INVESTMENT LIQUI...		Inv Withdrawl	-160,000.00	1,217,249.95
General Journal	08/11/2021	WIRE	INVESTMENT ACQ...		Inv Deposit	175,000.00	1,392,249.95
General Journal	09/08/2021	WIRE	INVESTMENT ACQ...		Inv Deposit	160,000.00	1,552,249.95
General Journal	10/15/2021	WIRE	INVESTMENT ACQ...		Inv Deposit	235,000.00	1,787,249.95
General Journal	11/12/2021	WIRE	INVESTMENT ACQ...		Inv Deposit	40,000.00	1,827,249.95
General Journal	12/06/2021	WIRE	INVESTMENT ACQ...		Inv Deposit	140,000.00	1,967,249.95
General Journal	12/10/2021	WIRE	INVESTMENT LIQUI...		Inv Withdrawl	-90,000.00	1,877,249.95
Total 350 - CAP IMPROVEMENTS REET 1						968,409.49	1,877,249.95
<b>351 - CAP IMPROVEMENTS REET 2</b>							2,932,229.00
General Journal	01/14/2021	WIRE	INVESTMENT ACQ...		Inv Deposit	230,000.00	3,162,229.00
General Journal	02/16/2021	WIRE	INVESTMENT ACQ...		Inv Deposit	150,000.00	3,312,229.00
General Journal	03/11/2021	WIRE	INVESTMENT ACQ...		Inv Deposit	115,321.91	3,427,550.91
General Journal	04/15/2021	WIRE	INVESTMENT ACQ...		Inv Deposit	130,000.00	3,557,550.91
General Journal	04/27/2021	WIRE	INVESTMENT LIQUI...		Inv Withdrawl	-400,000.00	3,157,550.91
General Journal	05/24/2021	WIRE	INVESTMENT ACQ...		Inv Deposit	139,000.00	3,296,550.91
General Journal	06/17/2021	WIRE	INVESTMENT ACQ...		Inv Deposit	131,000.00	3,427,550.91
General Journal	08/11/2021	WIRE	INVESTMENT ACQ...		Inv Deposit	470,000.00	3,897,550.91
General Journal	08/18/2021	WIRE	INVESTMENT LIQUI...		Inv Withdrawl	-60,000.00	3,837,550.91
General Journal	08/19/2021	WIRE	INVESTMENT LIQUI...		Inv Withdrawl	-1,901.25	3,835,649.66
General Journal	09/08/2021	WIRE	INVESTMENT ACQ...		Inv Deposit	115,000.00	3,950,649.66
General Journal	10/15/2021	WIRE	INVESTMENT ACQ...		Inv Deposit	300,000.00	4,250,649.66
General Journal	11/12/2021	WIRE	INVESTMENT ACQ...		Inv Deposit	150,000.00	4,400,649.66

## Mason County Treasurer's Office

## Account QuickReport

As of December 31, 2021

Type	Date	Num	Name	Memo	Split	Amount	Balance
General Journal	12/06/2021	WIRE	INVESTMENT ACQ...		Inv Deposit	75,000.00	4,475,649.66
General Journal	12/30/2021	WIRE	INVESTMENT LIQUI...		Inv Withdrawl	-300,000.00	4,175,649.66
Total 351 - CAP IMPROVEMENTS REET 2						1,243,420.66	4,175,649.66
<b>402 - MASON COUNTY LANDFILL</b>							144,515.22
General Journal	12/06/2021	WIRE	INVESTMENT ACQ...		Inv Deposit	948,000.00	1,092,515.22
Total 402 - MASON COUNTY LANDFILL						948,000.00	1,092,515.22
<b>403 - WASTEWATER N BAY/CASE INL</b>							580,881.83
General Journal	12/06/2021	WIRE	INVESTMENT ACQ...		Inv Deposit	533,000.00	1,113,881.83
Total 403 - WASTEWATER N BAY/CASE INL						533,000.00	1,113,881.83
<b>411 - RUSTLEWOOD SEWER/WATER</b>							26,078.27
General Journal	12/06/2021	WIRE	INVESTMENT ACQ...		Inv Deposit	53,000.00	79,078.27
Total 411 - RUSTLEWOOD SEWER/WATER						53,000.00	79,078.27
<b>412 - BEARDS COVE WATER</b>							257,871.10
General Journal	12/06/2021	WIRE	INVESTMENT ACQ...		Inv Deposit	300,000.00	557,871.10
Total 412 - BEARDS COVE WATER						300,000.00	557,871.10
<b>413 - BELFAIR WW &amp; WTR RECLAMTN</b>							252.94
General Journal	12/06/2021	WIRE	INVESTMENT ACQ...		Inv Deposit	300,000.00	300,252.94
Total 413 - BELFAIR WW & WTR RECLAMTN						300,000.00	300,252.94
<b>428 - CUM RESERVE LANDFILL</b>							444,834.57
General Journal	02/25/2021	WIRE	INVESTMENT LIQUI...		Inv Withdrawl	-338.77	444,495.80
General Journal	06/17/2021	WIRE	INVESTMENT LIQUI...		Inv Withdrawl	-297.00	444,198.80
General Journal	08/19/2021	WIRE	INVESTMENT LIQUI...		Inv Withdrawl	-355.92	443,842.88
General Journal	10/15/2021	WIRE	INVESTMENT LIQUI...		Inv Withdrawl	-386.60	443,456.28
Total 428 - CUM RESERVE LANDFILL						-1,378.29	443,456.28
<b>429 - RESERVE BEARDS COVE</b>							185,919.41
Total 429 - RESERVE BEARDS COVE							185,919.41
<b>501 - EQUIP RENTAL &amp; REVOLVING</b>							732,752.31
Total 501 - EQUIP RENTAL & REVOLVING							732,752.31
<b>662 - CEMETERY DIST #1</b>							52,000.00
General Journal	07/23/2021	WIRE	INVESTMENT ACQ...		Inv Deposit	20,000.00	72,000.00
Total 662 - CEMETERY DIST #1						20,000.00	72,000.00
<b>665001010 - FIRE DIST #1 EXP</b>							95,000.00
General Journal	01/07/2021	WIRE	INVESTMENT LIQUI...		Inv Withdrawl	-95,000.00	0.00
Total 665001010 - FIRE DIST #1 EXP						-95,000.00	0.00
<b>665001020 - FIRE DIST #1 RESV</b>							137,267.47
General Journal	01/07/2021	WIRE	INVESTMENT LIQUI...		Inv Withdrawl	-137,267.47	0.00
Total 665001020 - FIRE DIST #1 RESV						-137,267.47	0.00
<b>665001040 - FIRE DIST #1 EMS</b>							63,592.51
General Journal	01/07/2021	WIRE	INVESTMENT LIQUI...		Inv Withdrawl	-63,592.51	0.00
Total 665001040 - FIRE DIST #1 EMS						-63,592.51	0.00
<b>665001060 - FIRE DIST #1 BOND</b>							23.43
General Journal	01/07/2021	WIRE	INVESTMENT LIQUI...		Inv Withdrawl	-23.43	0.00
Total 665001060 - FIRE DIST #1 BOND						-23.43	0.00
<b>665003010 - FIRE DIST #3 EXP</b>							0.00
General Journal	05/25/2021	WIRE	INVESTMENT ACQ...		Inv Deposit	100,000.00	100,000.00
General Journal	07/20/2021	WIRE	INVESTMENT LIQUI...		Inv Withdrawl	-20,000.00	80,000.00
General Journal	08/17/2021	WIRE	INVESTMENT LIQUI...		Inv Withdrawl	-13,000.00	67,000.00
General Journal	09/14/2021	WIRE	INVESTMENT LIQUI...		Inv Withdrawl	-15,000.00	52,000.00
Total 665003010 - FIRE DIST #3 EXP						52,000.00	52,000.00
<b>665003020 - FIRE DIST #3 RESV</b>							17,222.90
General Journal	05/25/2021	WIRE	INVESTMENT ACQ...		Inv Deposit	130,627.64	147,850.54
Total 665003020 - FIRE DIST #3 RESV						130,627.64	147,850.54
<b>665003040 - FIRE DIST #3 EMS</b>							13,787.92
General Journal	05/25/2021	WIRE	INVESTMENT ACQ...		Inv Deposit	478,470.49	492,258.41

34

**Mason County Treasurer's Office**  
**Account QuickReport**  
As of December 31, 2021

Type	Date	Num	Name	Memo	Split	Amount	Balance
General Journal	08/17/2021	WIRE	INVESTMENT LIQUI...		Inv Withdrawl	-28,000.00	464,258.41
General Journal	09/14/2021	WIRE	INVESTMENT LIQUI...		Inv Withdrawl	-23,000.00	441,258.41
General Journal	10/20/2021	WIRE	INVESTMENT LIQUI...		Inv Withdrawl	-37,818.50	403,439.91
Total 665003040 - FIRE DIST #3 EMS						389,651.99	403,439.91
<b>665004020 - FIRE DIST #4 RESV</b>							150,461.92
Total 665004020 - FIRE DIST #4 RESV							150,461.92
<b>665006020 - FIRE DIST #6 RESV</b>							125,419.63
Total 665006020 - FIRE DIST #6 RESV							125,419.63
<b>665010010 - FIRE DIST #10 EXP</b>							1,705,000.00
General Journal	01/20/2021	WIRE	INVESTMENT LIQUI...		Inv Withdrawl	-37,000.00	1,668,000.00
General Journal	02/08/2021	WIRE	INVESTMENT LIQUI...		Inv Withdrawl	-305,000.00	1,363,000.00
General Journal	03/08/2021	WIRE	INVESTMENT LIQUI...		Inv Withdrawl	-199,269.53	1,163,730.47
General Journal	06/22/2021	WIRE	INVESTMENT ACQ...		Inv Deposit	1,500,000.00	2,663,730.47
General Journal	08/09/2021	WIRE	INVESTMENT LIQUI...		Inv Withdrawl	-25,758.83	2,637,971.64
General Journal	09/13/2021	WIRE	INVESTMENT LIQUI...		Inv Withdrawl	-224,955.14	2,413,016.50
General Journal	10/12/2021	WIRE	INVESTMENT LIQUI...		Inv Withdrawl	-212,970.43	2,200,046.07
General Journal	12/15/2021	WIRE	INVESTMENT ACQ...		Inv Deposit	800,000.00	3,000,046.07
Total 665010010 - FIRE DIST #10 EXP						1,295,046.07	3,000,046.07
<b>665010030 - FIRE DIST #10 CONST</b>							10,019,450.25
General Journal	02/09/2021	WIRE	INVESTMENT LIQUI...		Inv Withdrawl	-103,076.38	9,916,373.87
General Journal	03/08/2021	WIRE	INVESTMENT LIQUI...		Inv Withdrawl	-41,669.93	9,874,703.94
General Journal	03/22/2021	WIRE	INVESTMENT LIQUI...		Inv Withdrawl	-909,420.11	8,965,283.83
General Journal	04/13/2021	WIRE	INVESTMENT LIQUI...		Inv Withdrawl	-194,914.37	8,770,369.46
General Journal	05/10/2021	WIRE	INVESTMENT LIQUI...		Inv Withdrawl	-138,924.61	8,631,444.85
General Journal	05/18/2021	WIRE	INVESTMENT LIQUI...		Inv Withdrawl	-22,661.67	8,608,783.18
General Journal	06/07/2021	WIRE	INVESTMENT LIQUI...		Inv Withdrawl	-563,087.36	8,045,695.82
General Journal	06/14/2021	WIRE	INVESTMENT LIQUI...		Inv Withdrawl	-4,249.25	8,041,446.57
General Journal	07/12/2021	WIRE	INVESTMENT LIQUI...		Inv Withdrawl	-1,053,333.21	6,988,113.36
General Journal	08/09/2021	WIRE	INVESTMENT LIQUI...		Inv Withdrawl	-855,248.34	6,132,865.02
General Journal	09/13/2021	WIRE	INVESTMENT LIQUI...		Inv Withdrawl	-511,619.61	5,621,245.41
General Journal	10/12/2021	WIRE	INVESTMENT LIQUI...		Inv Withdrawl	-787,124.41	4,834,121.00
General Journal	11/08/2021	WIRE	INVESTMENT LIQUI...		Inv Withdrawl	-839,053.40	3,995,067.60
General Journal	12/13/2021	WIRE	INVESTMENT LIQUI...		Inv Withdrawl	-985,843.92	3,009,223.68
Total 665010030 - FIRE DIST #10 CONST						-7,010,226.57	3,009,223.68
<b>665011010 - FIRE DIST #11 EXP</b>							248,646.52
General Journal	02/03/2021	WIRE	INVESTMENT LIQUI...		Inv Withdrawl	-115,828.00	132,818.52
General Journal	12/22/2021	WIRE	INVESTMENT ACQ...		Inv Deposit	59,384.15	192,202.67
Total 665011010 - FIRE DIST #11 EXP						-56,443.85	192,202.67
<b>665011040 - FIRE DIST #11 EMS</b>							260,610.83
General Journal	02/03/2021	WIRE	INVESTMENT LIQUI...		Inv Withdrawl	-50,000.00	210,610.83
Total 665011040 - FIRE DIST #11 EMS						-50,000.00	210,610.83
<b>665012010 - FIRE DIST #12 EXP</b>							3,000.00
Total 665012010 - FIRE DIST #12 EXP							3,000.00
<b>665012020 - FIRE DIST #12 RESV</b>							18,726.64
Total 665012020 - FIRE DIST #12 RESV							18,726.64
<b>665012040 - FIRE DIST #12 EMS</b>							9,765.38
Total 665012040 - FIRE DIST #12 EMS							9,765.38
<b>665012060 - FIRE DIST #12 BOND</b>							3,301.67
Total 665012060 - FIRE DIST #12 BOND							3,301.67
<b>665013020 - FIRE DIST #13 RESV</b>							2,131.03
Total 665013020 - FIRE DIST #13 RESV							2,131.03
<b>665016010 - FIRE DIST #16 EXP</b>							5,248.67
Total 665016010 - FIRE DIST #16 EXP							5,248.67
<b>665016020 - FIRE DIST #16 RESV</b>							260,942.08
General Journal	01/15/2021	WIRE	INVESTMENT LIQUI...		Inv Withdrawl	-55,000.00	205,942.08
General Journal	01/22/2021	WIRE	INVESTMENT ACQ...		Inv Deposit	5,000.00	210,942.08
General Journal	03/04/2021	WIRE	INVESTMENT LIQUI...		Inv Withdrawl	-100,000.00	110,942.08
Total 665016020 - FIRE DIST #16 RESV						-150,000.00	110,942.08
<b>665016040 - FIRE DIST #16 EMS</b>							700.00
Total 665016040 - FIRE DIST #16 EMS							700.00
<b>665017010 - FIRE DIST #17 EXP</b>							30,531.68

## Mason County Treasurer's Office Account QuickReport As of December 31, 2021

Type	Date	Num	Name	Memo	Split	Amount	Balance	
Total 665017010 - FIRE DIST #17 EXP							30,531.68	
<b>665017040 - FIRE DIST #17 EMS</b>							86,665.44	
Total 665017040 - FIRE DIST #17 EMS							86,665.44	
<b>665018010 - FIRE DIST #18 EXP</b>							49,511.04	
General Journal	03/15/2021	WIRE	INVESTMENT ACQ...		Inv Deposit	95,000.00	144,511.04	
Total 665018010 - FIRE DIST #18 EXP							95,000.00	144,511.04
<b>665018020 - FIRE DIST #18 RESV</b>							648.53	
General Journal	03/15/2021	WIRE	INVESTMENT ACQ...		Inv Deposit	137,267.47	137,916.00	
Total 665018020 - FIRE DIST #18 RESV							137,267.47	137,916.00
<b>665018040 - FIRE DIST #18 EMS</b>							52,769.82	
General Journal	03/15/2021	WIRE	INVESTMENT ACQ...		Inv Deposit	63,592.51	116,362.33	
Total 665018040 - FIRE DIST #18 EMS							63,592.51	116,362.33
<b>668 - MC PUBLIC TRANS BENEFIT</b>							11,500,000.00	
General Journal	06/30/2021	WIRE	INVESTMENT LIQUI...		Inv Withdrawl	-1,000,000.00	10,500,000.00	
General Journal	07/27/2021	WIRE	INVESTMENT LIQUI...		Inv Withdrawl	-1,000,000.00	9,500,000.00	
General Journal	08/06/2021	WIRE	INVESTMENT ACQ...		Inv Deposit	2,500,000.00	12,000,000.00	
General Journal	12/30/2021	WIRE	INVESTMENT ACQ...		Inv Deposit	1,500,000.00	13,500,000.00	
Total 668 - MC PUBLIC TRANS BENEFIT							2,000,000.00	13,500,000.00
<b>670000010 - PORT OF ALLYN</b>							30,814.73	
Total 670000010 - PORT OF ALLYN							30,814.73	
<b>670005010 - PORT OF ALLYN IN DV</b>							21,123.36	
Total 670005010 - PORT OF ALLYN IN DV							21,123.36	
<b>670006010 - PORT OF ALLYN WT SY</b>							2,300.00	
Total 670006010 - PORT OF ALLYN WT SY							2,300.00	
<b>670010010 - PORT OF DEWATTO</b>							190,000.00	
General Journal	08/19/2021	WIRE	INVESTMENT ACQ...		Inv Deposit	10,000.00	200,000.00	
General Journal	12/14/2021	WIRE	INVESTMENT ACQ...		Inv Deposit	20,000.00	220,000.00	
Total 670010010 - PORT OF DEWATTO							30,000.00	220,000.00
<b>670020010 - PORT OF GRAPEVIEW</b>							2,646.22	
General Journal	02/18/2021	WIRE	INVESTMENT LIQUI...		Inv Withdrawl	-1,809.60	836.62	
Total 670020010 - PORT OF GRAPEVIEW							-1,809.60	836.62
<b>670020030 -PORT OF GRAPEVIEW CC</b>							470.00	
General Journal	01/20/2021	WIRE	INVESTMENT ACQ...		Inv Deposit	25,000.00	25,470.00	
General Journal	07/28/2021	WIRE	INVESTMENT LIQUI...		Inv Withdrawl	-17,637.70	7,832.30	
Total 670020030 -PORT OF GRAPEVIEW CC							7,362.30	7,832.30
<b>670030010 - PORT OF HOODSPORT</b>							226,952.17	
Total 670030010 - PORT OF HOODSPORT							226,952.17	
<b>675001010 - MASON GEN HOSPITAL</b>							12,476,148.27	
General Journal	01/29/2021	WIRE	INVESTMENT ACQ...		Inv Deposit	2,201,896.27	14,678,044.54	
General Journal	02/23/2021	WIRE	INVESTMENT ACQ...		Inv Deposit	1,886.19	14,679,930.73	
General Journal	03/15/2021	WIRE	INVESTMENT ACQ...		Inv Deposit	1,452.95	14,681,383.68	
General Journal	04/13/2021	WIRE	INVESTMENT ACQ...		Inv Deposit	1,468.01	14,682,851.69	
General Journal	05/14/2021	WIRE	INVESTMENT ACQ...		Inv Deposit	1,370.45	14,684,222.14	
General Journal	05/28/2021	WIRE	INVESTMENT LIQUI...		Inv Withdrawl	-447,922.90	14,236,299.24	
General Journal	06/08/2021	WIRE	INVESTMENT ACQ...		Inv Deposit	1,176.44	14,237,475.68	
General Journal	06/30/2021	WIRE	INVESTMENT LIQUI...		Inv Withdrawl	-489,944.61	13,747,531.07	
General Journal	07/23/2021	WIRE	INVESTMENT ACQ...		Inv Deposit	903.76	13,748,434.83	
General Journal	07/30/2021	WIRE	INVESTMENT LIQUI...		Inv Withdrawl	-97,212.43	13,651,222.40	
General Journal	08/06/2021	WIRE	INVESTMENT LIQUI...		Inv Withdrawl	-166,832.67	13,484,389.73	
General Journal	08/25/2021	WIRE	INVESTMENT LIQUI...		Inv Withdrawl	-439,207.57	13,045,182.16	
General Journal	09/14/2021	WIRE	INVESTMENT ACQ...		Inv Deposit	2,022.66	13,047,204.82	
General Journal	09/30/2021	WIRE	INVESTMENT LIQUI...		Inv Withdrawl	-571,217.48	12,475,987.34	
General Journal	10/15/2021	WIRE	INVESTMENT ACQ...		Inv Deposit	853.19	12,476,840.53	
General Journal	10/29/2021	WIRE	INVESTMENT LIQUI...		Inv Withdrawl	-554,402.81	11,922,437.72	
General Journal	11/30/2021	WIRE	INVESTMENT LIQUI...		Inv Withdrawl	-562,869.14	11,359,568.58	
General Journal	12/15/2021	WIRE	INVESTMENT ACQ...		Inv Deposit	1,821.84	11,361,390.42	
General Journal	12/30/2021	WIRE	INVESTMENT LIQUI...		Inv Withdrawl	-1,909,754.57	9,451,635.85	
Total 675001010 - MASON GEN HOSPITAL							-3,024,512.42	9,451,635.85
<b>675001015 - PHD#1 ADMIN FUND</b>							55,998,845.78	
General Journal	01/29/2021	WIRE	INVESTMENT ACQ...		Inv Deposit	2,252,667.24	58,251,513.02	

Mason County Treasurer's Office

01/24/22

Account QuickReport

Accrual Basis

As of December 31, 2021

Type	Date	Num	Name	Memo	Split	Amount	Balance
General Journal	02/23/2021	WIRE	INVESTMENT ACQ...		Inv Deposit	1,014,239.12	59,265,752.14
General Journal	03/15/2021	WIRE	INVESTMENT ACQ...		Inv Deposit	51,195.05	59,316,947.19
General Journal	04/13/2021	WIRE	INVESTMENT ACQ...		Inv Deposit	1,121,732.94	60,438,680.13
General Journal	05/14/2021	WIRE	INVESTMENT ACQ...		Inv Deposit	1,373,150.20	61,811,830.33
General Journal	06/01/2021	WIRE	INVESTMENT LIQUI...		Inv Withdrawl	-1,089,115.75	60,722,714.58
General Journal	06/08/2021	WIRE	INVESTMENT ACQ...		Inv Deposit	6,255,914.28	66,978,628.86
General Journal	07/15/2021	WIRE	INVESTMENT LIQUI...		Inv Withdrawl	-4,969,067.85	62,009,561.01
General Journal	08/06/2021	WIRE	INVESTMENT ACQ...		Inv Deposit	27,042.26	62,036,603.27
General Journal	08/25/2021	WIRE	INVESTMENT LIQUI...		Inv Withdrawl	-2,000,000.00	60,036,603.27
General Journal	09/14/2021	WIRE	INVESTMENT ACQ...		Inv Deposit	46,803.73	60,083,407.00
General Journal	10/05/2021	WIRE	INVESTMENT ACQ...		Inv Deposit	700,000.00	60,783,407.00
General Journal	10/15/2021	WIRE	INVESTMENT ACQ...		Inv Deposit	46,109.73	60,829,516.73
General Journal	11/18/2021	WIRE	INVESTMENT LIQUI...		Inv Withdrawl	-2,554,115.75	58,275,400.98
General Journal	12/15/2021	WIRE	INVESTMENT ACQ...		Inv Deposit	4,711,104.36	62,986,505.34
Total 675001015 - PHD#1 ADMIN FUND						6,987,659.56	62,986,505.34
<b>675001020 - PHD#1 EMP MED BEN</b>							62,625.34
General Journal	01/29/2021	WIRE	INVESTMENT ACQ...		Inv Deposit	7.89	62,633.23
General Journal	02/23/2021	WIRE	INVESTMENT ACQ...		Inv Deposit	7.88	62,641.11
General Journal	03/15/2021	WIRE	INVESTMENT ACQ...		Inv Deposit	7.05	62,648.16
General Journal	04/13/2021	WIRE	INVESTMENT ACQ...		Inv Deposit	6.16	62,654.32
General Journal	05/14/2021	WIRE	INVESTMENT ACQ...		Inv Deposit	5.76	62,660.08
General Journal	06/08/2021	WIRE	INVESTMENT ACQ...		Inv Deposit	4.97	62,665.05
General Journal	07/23/2021	WIRE	INVESTMENT ACQ...		Inv Deposit	3.88	62,668.93
General Journal	08/06/2021	WIRE	INVESTMENT ACQ...		Inv Deposit	3.69	62,672.62
General Journal	09/14/2021	WIRE	INVESTMENT ACQ...		Inv Deposit	8.98	62,681.60
General Journal	10/15/2021	WIRE	INVESTMENT ACQ...		Inv Deposit	3.99	62,685.59
General Journal	12/15/2021	WIRE	INVESTMENT ACQ...		Inv Deposit	8.98	62,694.57
Total 675001020 - PHD#1 EMP MED BEN						69.23	62,694.57
<b>675001035 - MGH FUNDED DEPRC</b>							5,249,665.78
General Journal	01/29/2021	WIRE	INVESTMENT ACQ...		Inv Deposit	651.37	5,250,317.15
General Journal	02/23/2021	WIRE	INVESTMENT ACQ...		Inv Deposit	661.14	5,250,978.29
General Journal	03/15/2021	WIRE	INVESTMENT ACQ...		Inv Deposit	590.70	5,251,568.99
General Journal	04/13/2021	WIRE	INVESTMENT ACQ...		Inv Deposit	515.85	5,252,084.84
General Journal	05/14/2021	WIRE	INVESTMENT ACQ...		Inv Deposit	482.69	5,252,567.53
General Journal	06/08/2021	WIRE	INVESTMENT ACQ...		Inv Deposit	416.76	5,252,984.29
General Journal	07/23/2021	WIRE	INVESTMENT ACQ...		Inv Deposit	324.56	5,253,308.85
General Journal	08/06/2021	WIRE	INVESTMENT ACQ...		Inv Deposit	309.10	5,253,617.95
General Journal	09/14/2021	WIRE	INVESTMENT ACQ...		Inv Deposit	752.71	5,254,370.66
General Journal	10/15/2021	WIRE	INVESTMENT ACQ...		Inv Deposit	334.20	5,254,704.86
General Journal	12/15/2021	WIRE	INVESTMENT ACQ...		Inv Deposit	753.19	5,255,458.05
Total 675001035 - MGH FUNDED DEPRC						5,792.27	5,255,458.05
<b>685042010 - SD#42 GENERAL</b>							394,819.29
Total 685042010 - SD#42 GENERAL							394,819.29
<b>685042030 - SD#42 CAP PROJ</b>							5,924.67
General Journal	12/01/2021	WIRE	INVESTMENT LIQUI...		Inv Withdrawl	-5,400.00	524.67
Total 685042030 - SD#42 CAP PROJ						-5,400.00	524.67
<b>685042060 - SD#42 DEBT SERVICE</b>							87,166.60
General Journal	01/13/2021	WIRE	INVESTMENT LIQUI...		Inv Withdrawl	-20,000.00	67,166.60
General Journal	12/01/2021	WIRE	INVESTMENT LIQUI...		Inv Withdrawl	-21,000.00	46,166.60
Total 685042060 - SD#42 DEBT SERVICE						-41,000.00	46,166.60
<b>685042080 - SD#42 ASB</b>							1,683.69
Total 685042080 - SD#42 ASB							1,683.69
<b>685042090 - SD#42 TRANS VEHICLE</b>							216.95
Total 685042090 - SD#42 TRANS VEHICLE							216.95
<b>685054010 - SD#54 GENERAL</b>							419,608.07
General Journal	01/29/2021	WIRE	INVESTMENT LIQUI...		Inv Withdrawl	-32,000.00	387,608.07
General Journal	02/25/2021	WIRE	INVESTMENT LIQUI...		Inv Withdrawl	-60,000.00	327,608.07
General Journal	03/31/2021	WIRE	INVESTMENT ACQ...		Inv Deposit	50,000.00	377,608.07
General Journal	04/30/2021	WIRE	INVESTMENT ACQ...		Inv Deposit	50,000.00	427,608.07
General Journal	07/30/2021	WIRE	INVESTMENT ACQ...		Inv Deposit	50,000.00	477,608.07
General Journal	09/30/2021	WIRE	INVESTMENT LIQUI...		Inv Withdrawl	-200,000.00	277,608.07
General Journal	11/30/2021	WIRE	INVESTMENT LIQUI...		Inv Withdrawl	-15,000.00	262,608.07
General Journal	12/17/2021	WIRE	INVESTMENT LIQUI...		Inv Withdrawl	-50,000.00	212,608.07
Total 685054010 - SD#54 GENERAL						-207,000.00	212,608.07
<b>685054030 - SD#54 CAP PROJ</b>							146,665.01
General Journal	01/29/2021	WIRE	INVESTMENT LIQUI...		Inv Withdrawl	-5,000.00	141,665.01

37

Mason County Treasurer's Office

Account QuickReport

As of December 31, 2021

Type	Date	Num	Name	Memo	Split	Amount	Balance
General Journal	02/25/2021	WIRE	INVESTMENT LIQUI...		Inv Withdrawl	-5,000.00	136,665.01
General Journal	03/31/2021	WIRE	INVESTMENT LIQUI...		Inv Withdrawl	-1,500.00	135,165.01
General Journal	04/30/2021	WIRE	INVESTMENT LIQUI...		Inv Withdrawl	-1,500.00	133,665.01
Total 685054030 - SD#54 CAP PROJ						-13,000.00	133,665.01
<b>685054060 - SD#54 DEBT SERVICE</b>							32,499.00
General Journal	04/30/2021	WIRE	INVESTMENT ACQ...		Inv Deposit	100,000.00	132,499.00
General Journal	06/30/2021	WIRE	INVESTMENT ACQ...		Inv Deposit	100,000.00	232,499.00
General Journal	07/30/2021	WIRE	INVESTMENT ACQ...		Inv Deposit	100,000.00	332,499.00
General Journal	08/31/2021	WIRE	INVESTMENT ACQ...		Inv Deposit	50,000.00	382,499.00
General Journal	11/30/2021	WIRE	INVESTMENT LIQUI...		Inv Withdrawl	-380,000.00	2,499.00
General Journal	12/17/2021	WIRE	INVESTMENT ACQ...		Inv Deposit	50,000.00	52,499.00
Total 685054060 - SD#54 DEBT SERVICE						20,000.00	52,499.00
<b>685054080 - SD#54 ASB</b>							5,394.72
General Journal	08/31/2021	WIRE	INVESTMENT ACQ...		Inv Deposit	2,000.00	7,394.72
Total 685054080 - SD#54 ASB						2,000.00	7,394.72
<b>685054090 - SD#54 TRANS VEHICLE</b>							55,603.80
General Journal	08/31/2021	WIRE	INVESTMENT ACQ...		Inv Deposit	1,000.00	56,603.80
General Journal	09/30/2021	WIRE	INVESTMENT ACQ...		Inv Deposit	20,000.00	76,603.80
General Journal	12/17/2021	WIRE	INVESTMENT ACQ...		Inv Deposit	3,000.00	79,603.80
Total 685054090 - SD#54 TRANS VEHICLE						24,000.00	79,603.80
<b>685309010 - SD#309 GENERAL</b>							2,246,921.00
General Journal	01/29/2021	WIRE	INVESTMENT LIQUI...		Inv Withdrawl	-685,000.00	1,561,921.00
General Journal	02/08/2021	WIRE	INVESTMENT ACQ...		Inv Deposit	86,000.00	1,647,921.00
General Journal	02/26/2021	WIRE	INVESTMENT LIQUI...		Inv Withdrawl	-710,000.00	937,921.00
General Journal	03/03/2021	WIRE	INVESTMENT LIQUI...		Inv Withdrawl	-633,850.00	304,071.00
General Journal	04/05/2021	WIRE	INVESTMENT ACQ...		Inv Deposit	500,000.00	804,071.00
General Journal	05/06/2021	WIRE	INVESTMENT ACQ...		Inv Deposit	1,959,463.96	2,763,534.96
General Journal	05/10/2021	WIRE	INVESTMENT ACQ...		Inv Deposit	90,000.00	2,853,534.96
General Journal	06/01/2021	WIRE	INVESTMENT LIQUI...		Inv Withdrawl	-825,000.00	2,028,534.96
General Journal	06/09/2021	WIRE	INVESTMENT ACQ...		Inv Deposit	270,000.00	2,298,534.96
General Journal	06/30/2021	WIRE	INVESTMENT LIQUI...		Inv Withdrawl	-1,490,000.00	808,534.96
General Journal	07/07/2021	WIRE	INVESTMENT LIQUI...		Inv Withdrawl	-500,000.00	308,534.96
General Journal	07/30/2021	WIRE	INVESTMENT ACQ...		Inv Deposit	1,000,000.00	1,308,534.96
General Journal	08/31/2021	WIRE	INVESTMENT ACQ...		Inv Deposit	1,300,000.00	2,608,534.96
General Journal	09/03/2021	WIRE	INVESTMENT ACQ...		Inv Deposit	90,368.80	2,698,903.76
General Journal	09/30/2021	WIRE	INVESTMENT LIQUI...		Inv Withdrawl	-1,000,000.00	1,698,903.76
General Journal	10/29/2021	WIRE	INVESTMENT ACQ...		Inv Deposit	800,000.00	2,498,903.76
General Journal	11/30/2021	WIRE	INVESTMENT LIQUI...		Inv Withdrawl	-1,850,000.00	648,903.76
General Journal	12/10/2021	WIRE	INVESTMENT LIQUI...		Inv Withdrawl	-648,903.76	0.00
Total 685309010 - SD#309 GENERAL						-2,246,921.00	0.00
<b>685309030 - SD#309 CAP PROJ</b>							565,731.57
General Journal	01/11/2021	WIRE	INVESTMENT ACQ...		Inv Deposit	535,000.00	1,100,731.57
General Journal	01/29/2021	WIRE	INVESTMENT LIQUI...		Inv Withdrawl	-357,000.00	743,731.57
General Journal	02/08/2021	WIRE	INVESTMENT LIQUI...		Inv Withdrawl	-370,000.00	373,731.57
General Journal	03/03/2021	WIRE	INVESTMENT ACQ...		Inv Deposit	350,000.00	723,731.57
General Journal	04/05/2021	WIRE	INVESTMENT LIQUI...		Inv Withdrawl	-346,000.00	377,731.57
General Journal	05/06/2021	WIRE	INVESTMENT LIQUI...		Inv Withdrawl	-157,000.00	220,731.57
General Journal	06/09/2021	WIRE	INVESTMENT ACQ...		Inv Deposit	700,000.00	920,731.57
General Journal	07/01/2021	WIRE	INVESTMENT LIQUI...		Inv Withdrawl	-179,684.03	741,047.54
General Journal	07/07/2021	WIRE	INVESTMENT LIQUI...		Inv Withdrawl	-146,000.00	595,047.54
General Journal	07/30/2021	WIRE	INVESTMENT LIQUI...		Inv Withdrawl	-389,687.00	205,360.54
General Journal	09/03/2021	WIRE	INVESTMENT ACQ...		Inv Deposit	163,611.17	368,971.71
General Journal	09/14/2021	WIRE	INVESTMENT LIQUI...		Inv Withdrawl	-40,335.96	328,635.75
General Journal	12/10/2021	WIRE	INVESTMENT LIQUI...		Inv Withdrawl	-328,635.75	0.00
Total 685309030 - SD#309 CAP PROJ						-565,731.57	0.00
<b>685309050 - SD#309 TR &amp; AGENCY</b>							239,529.98
General Journal	01/11/2021	WIRE	INVESTMENT ACQ...		Inv Deposit	66.10	239,596.08
General Journal	01/29/2021	WIRE	INVESTMENT ACQ...		Inv Deposit	30.17	239,626.25
General Journal	04/05/2021	WIRE	INVESTMENT ACQ...		Inv Deposit	50.50	239,676.75
General Journal	05/06/2021	WIRE	INVESTMENT ACQ...		Inv Deposit	22.03	239,698.78
General Journal	06/09/2021	WIRE	INVESTMENT LIQUI...		Inv Withdrawl	-3,030.98	236,667.80
General Journal	07/07/2021	WIRE	INVESTMENT ACQ...		Inv Deposit	14.81	236,682.61
General Journal	09/03/2021	WIRE	INVESTMENT LIQUI...		Inv Withdrawl	-702.12	235,980.49
General Journal	11/30/2021	WIRE	INVESTMENT ACQ...		Inv Deposit	31.10	236,011.59
General Journal	12/10/2021	WIRE	INVESTMENT ACQ...		Inv Deposit	17.79	236,029.38
Total 685309050 - SD#309 TR & AGENCY						-3,500.60	236,029.38

Mason County Treasurer's Office  
**Account QuickReport**  
 As of December 31, 2021

Type	Date	Num	Name	Memo	Split	Amount	Balance
<b>685309060 - SD#309 DEBT SERVICE</b>							
General Journal	01/11/2021	WIRE	INVESTMENT ACQ...		Inv Deposit	37,220.44	419,347.77
General Journal	01/29/2021	WIRE	INVESTMENT ACQ...		Inv Deposit	15,286.07	456,568.21
General Journal	02/08/2021	WIRE	INVESTMENT ACQ...		Inv Deposit	1,937.26	473,791.54
General Journal	02/26/2021	WIRE	INVESTMENT ACQ...		Inv Deposit	22,238.69	496,030.23
General Journal	04/05/2021	WIRE	INVESTMENT ACQ...		Inv Deposit	523,220.30	1,019,250.53
General Journal	05/06/2021	WIRE	INVESTMENT ACQ...		Inv Deposit	2,287,284.74	3,306,535.27
General Journal	06/01/2021	WIRE	INVESTMENT LIQU...		Inv Withdrawl	-825,000.00	2,481,535.27
General Journal	07/07/2021	WIRE	INVESTMENT ACQ...		Inv Deposit	91,207.29	2,572,742.56
General Journal	07/30/2021	WIRE	INVESTMENT ACQ...		Inv Deposit	18,000.00	2,590,742.56
General Journal	08/31/2021	WIRE	INVESTMENT ACQ...		Inv Deposit	35,000.00	2,625,742.56
General Journal	09/03/2021	WIRE	INVESTMENT ACQ...		Inv Deposit	70,096.52	2,695,839.08
General Journal	10/29/2021	WIRE	INVESTMENT ACQ...		Inv Deposit	1,700,000.00	4,395,839.08
General Journal	11/30/2021	WIRE	INVESTMENT LIQU...		Inv Withdrawl	-4,500,000.00	-104,160.92
General Journal	12/06/2021	WIRE	INVESTMENT ACQ...		Inv Deposit	104,160.92	0.00
General Journal	12/10/2021	WIRE	INVESTMENT ACQ...		Inv Deposit	350,000.00	350,000.00
Total 685309060 - SD#309 DEBT SERVICE						-69,347.77	350,000.00
<b>685309080 - SD#309 ASB</b>							
General Journal	01/11/2021	WIRE	INVESTMENT LIQU...		Inv Withdrawl	-15,000.00	431,909.08
General Journal	07/07/2021	WIRE	INVESTMENT ACQ...		Inv Deposit	2,400.00	419,309.08
General Journal	07/30/2021	WIRE	INVESTMENT ACQ...		Inv Deposit	10,000.00	429,309.08
General Journal	09/03/2021	WIRE	INVESTMENT ACQ...		Inv Deposit	12,705.09	442,014.17
General Journal	12/22/2021	WIRE	INVESTMENT LIQU...		Inv Withdrawl	-136,500.00	305,514.17
Total 685309080 - SD#309 ASB						-126,394.91	305,514.17
<b>685309090 -SD#309 TRANS VEHICLE</b>							
General Journal	01/11/2021	WIRE	INVESTMENT ACQ...		Inv Deposit	31.61	250,878.24
General Journal	01/29/2021	WIRE	INVESTMENT ACQ...		Inv Deposit	31.60	250,909.85
General Journal	04/05/2021	WIRE	INVESTMENT ACQ...		Inv Deposit	52.88	250,994.33
General Journal	05/06/2021	WIRE	INVESTMENT ACQ...		Inv Deposit	23.07	251,017.40
General Journal	06/09/2021	WIRE	INVESTMENT ACQ...		Inv Deposit	19.92	251,037.32
General Journal	06/30/2021	WIRE	INVESTMENT LIQU...		Inv Withdrawl	-72,493.05	178,544.27
General Journal	07/07/2021	WIRE	INVESTMENT ACQ...		Inv Deposit	15.51	178,559.78
General Journal	08/31/2021	WIRE	INVESTMENT ACQ...		Inv Deposit	176,678.55	355,238.33
General Journal	09/03/2021	WIRE	INVESTMENT ACQ...		Inv Deposit	25.58	355,263.91
General Journal	09/30/2021	WIRE	INVESTMENT LIQU...		Inv Withdrawl	-133,561.47	221,702.44
General Journal	11/30/2021	WIRE	INVESTMENT ACQ...		Inv Deposit	26,035.56	247,738.00
General Journal	12/10/2021	WIRE	INVESTMENT ACQ...		Inv Deposit	16.71	247,754.71
General Journal	12/22/2021	WIRE	INVESTMENT LIQU...		Inv Withdrawl	-245,000.00	2,754.71
Total 685309090 -SD#309 TRANS VEHICLE						-248,123.53	2,754.71
<b>685311010 - SD#311 GENERAL</b>							
General Journal	01/21/2021	WIRE	INVESTMENT LIQU...		Inv Withdrawl	-224.53	4,213,155.44
General Journal	01/29/2021	WIRE	INVESTMENT ACQ...		Inv Deposit	528,323.06	4,212,930.91
General Journal	02/11/2021	WIRE	INVESTMENT ACQ...		Inv Deposit	2,610,114.09	4,741,253.97
General Journal	02/26/2021	WIRE	INVESTMENT ACQ...		Inv Deposit	195,144.08	7,546,512.14
General Journal	03/31/2021	WIRE	INVESTMENT LIQU...		Inv Withdrawl	-2,738,614.00	4,807,898.14
General Journal	04/30/2021	WIRE	INVESTMENT ACQ...		Inv Deposit	809,563.77	5,617,461.91
General Journal	05/28/2021	WIRE	INVESTMENT LIQU...		Inv Withdrawl	-118,956.67	5,498,505.24
General Journal	06/08/2021	WIRE	INVESTMENT LIQU...		Inv Withdrawl	-11,205.00	5,487,300.24
General Journal	06/30/2021	WIRE	INVESTMENT LIQU...		Inv Withdrawl	-1,408,390.53	4,078,909.71
General Journal	07/30/2021	WIRE	INVESTMENT ACQ...		Inv Deposit	1,871,139.20	5,950,048.91
General Journal	08/31/2021	WIRE	INVESTMENT LIQU...		Inv Withdrawl	-370,126.42	5,579,922.49
General Journal	09/30/2021	WIRE	INVESTMENT LIQU...		Inv Withdrawl	-195,150.78	5,384,771.71
General Journal	10/29/2021	WIRE	INVESTMENT ACQ...		Inv Deposit	140,320.45	5,525,092.16
General Journal	11/30/2021	WIRE	INVESTMENT LIQU...		Inv Withdrawl	-30,236.41	5,494,855.75
General Journal	12/30/2021	WIRE	INVESTMENT ACQ...		Inv Deposit	138,995.82	5,633,851.57
Total 685311010 - SD#311 GENERAL						1,420,696.13	5,633,851.57
<b>685311030 - SD#311 CAP PROJ</b>							
General Journal	01/29/2021	WIRE	INVESTMENT ACQ...		Inv Deposit	0.02	111.61
General Journal	02/11/2021	WIRE	INVESTMENT LIQU...		Inv Withdrawl	-0.01	111.62
General Journal	03/31/2021	WIRE	INVESTMENT ACQ...		Inv Deposit	0.02	111.64
General Journal	04/30/2021	WIRE	INVESTMENT ACQ...		Inv Deposit	0.01	111.65
General Journal	05/28/2021	WIRE	INVESTMENT ACQ...		Inv Deposit	0.01	111.66
General Journal	06/30/2021	WIRE	INVESTMENT ACQ...		Inv Deposit	0.01	111.67
General Journal	07/30/2021	WIRE	INVESTMENT ACQ...		Inv Deposit	760,000.01	760,111.68
General Journal	08/31/2021	WIRE	INVESTMENT LIQU...		Inv Withdrawl	-13,011.76	747,099.92
General Journal	09/30/2021	WIRE	INVESTMENT LIQU...		Inv Withdrawl	-39,160.29	707,939.63
General Journal	10/29/2021	WIRE	INVESTMENT ACQ...		Inv Deposit	48.33	707,987.96
General Journal	11/30/2021	WIRE	INVESTMENT LIQU...		Inv Withdrawl	-188,432.70	519,555.26
General Journal	12/30/2021	WIRE	INVESTMENT LIQU...		Inv Withdrawl	-89,535.13	430,020.13
Total 685311030 - SD#311 CAP PROJ						429,908.52	430,020.13

Mason County Treasurer's Office

Account QuickReport

As of December 31, 2021

Type	Date	Num	Name	Memo	Split	Amount	Balance
<b>685311080 - SD#311 ASB</b>							
General Journal	01/29/2021	WIRE	INVESTMENT ACQ...		Inv Deposit	1,842.70	22,243.87
General Journal	02/11/2021	WIRE	INVESTMENT LIQUI...		Inv Withdrawl	-1,803.40	24,086.57
General Journal	02/26/2021	WIRE	INVESTMENT LIQUI...		Inv Withdrawl	-927.03	22,283.17
General Journal	03/31/2021	WIRE	INVESTMENT ACQ...		Inv Deposit	2,620.20	21,356.14
General Journal	04/30/2021	WIRE	INVESTMENT LIQUI...		Inv Withdrawl	-383.04	23,976.34
General Journal	05/28/2021	WIRE	INVESTMENT LIQUI...		Inv Withdrawl	-9,332.71	23,593.30
General Journal	06/30/2021	WIRE	INVESTMENT ACQ...		Inv Deposit	4,894.83	14,260.59
General Journal	07/30/2021	WIRE	INVESTMENT LIQUI...		Inv Withdrawl	-286.93	19,155.42
General Journal	08/31/2021	WIRE	INVESTMENT ACQ...		Inv Deposit	0.85	18,868.49
General Journal	09/30/2021	WIRE	INVESTMENT ACQ...		Inv Deposit	442.75	18,869.34
General Journal	10/29/2021	WIRE	INVESTMENT ACQ...		Inv Deposit	61.20	19,312.09
General Journal	11/30/2021	WIRE	INVESTMENT ACQ...		Inv Deposit	858.40	19,373.29
General Journal	12/30/2021	WIRE	INVESTMENT ACQ...		Inv Deposit	2,566.85	20,231.69
Total 685311080 - SD#311 ASB						554.67	22,798.54
<b>685311090 -SD#311 TRANS VEHICLE</b>							
General Journal	01/29/2021	WIRE	INVESTMENT ACQ...		Inv Deposit	4.80	31,960.24
General Journal	02/11/2021	WIRE	INVESTMENT LIQUI...		Inv Withdrawl	-0.77	31,965.04
General Journal	03/31/2021	WIRE	INVESTMENT ACQ...		Inv Deposit	7.63	31,964.27
General Journal	04/30/2021	WIRE	INVESTMENT ACQ...		Inv Deposit	3.14	31,971.90
General Journal	05/28/2021	WIRE	INVESTMENT ACQ...		Inv Deposit	2.94	31,975.04
General Journal	06/30/2021	WIRE	INVESTMENT ACQ...		Inv Deposit	2.54	31,977.98
General Journal	07/30/2021	WIRE	INVESTMENT ACQ...		Inv Deposit	65,001.98	31,980.52
General Journal	08/31/2021	WIRE	INVESTMENT ACQ...		Inv Deposit	34,376.68	96,982.50
General Journal	09/30/2021	WIRE	INVESTMENT ACQ...		Inv Deposit	5.19	131,359.18
General Journal	10/29/2021	WIRE	INVESTMENT ACQ...		Inv Deposit	6.24	131,364.37
General Journal	11/30/2021	WIRE	INVESTMENT ACQ...		Inv Deposit	8.93	131,370.61
General Journal	12/30/2021	WIRE	INVESTMENT ACQ...		Inv Deposit	9.91	131,379.54
Total 685311090 -SD#311 TRANS VEHICLE						99,429.21	131,389.45
<b>685402010 - SD#402 GENERAL</b>							
General Journal	01/29/2021	WIRE	INVESTMENT LIQUI...		Inv Withdrawl	-297,000.00	3,049,411.17
General Journal	02/26/2021	WIRE	INVESTMENT LIQUI...		Inv Withdrawl	-215,000.00	2,752,411.17
General Journal	03/11/2021	WIRE	INVESTMENT ACQ...		Inv Deposit	37,000.00	2,537,411.17
General Journal	04/05/2021	WIRE	INVESTMENT ACQ...		Inv Deposit	158,000.00	2,674,411.17
General Journal	04/30/2021	WIRE	INVESTMENT ACQ...		Inv Deposit	200,000.00	2,874,411.17
General Journal	05/18/2021	WIRE	INVESTMENT ACQ...		Inv Deposit	525,000.00	2,932,411.17
General Journal	05/28/2021	WIRE	INVESTMENT LIQUI...		Inv Withdrawl	-280,000.00	3,457,411.17
General Journal	06/30/2021	WIRE	INVESTMENT LIQUI...		Inv Withdrawl	-427,000.00	3,177,411.17
General Journal	08/06/2021	WIRE	INVESTMENT ACQ...		Inv Deposit	70,000.00	2,750,411.17
General Journal	10/27/2021	WIRE	INVESTMENT LIQUI...		Inv Withdrawl	-450,000.00	2,820,411.17
General Journal	11/30/2021	WIRE	INVESTMENT ACQ...		Inv Deposit	900,000.00	2,370,411.17
General Journal	12/06/2021	WIRE	INVESTMENT LIQUI...		Inv Withdrawl	-150,000.00	3,270,411.17
General Journal	12/30/2021	WIRE	INVESTMENT LIQUI...		Inv Withdrawl	-335,000.00	3,120,411.17
Total 685402010 - SD#402 GENERAL						-264,000.00	2,785,411.17
<b>685402030 - SD#402 CAP PROJ</b>							
General Journal	02/26/2021	WIRE	INVESTMENT ACQ...		Inv Deposit	9,318.00	0.00
General Journal	03/11/2021	WIRE	INVESTMENT ACQ...		Inv Deposit	17,000.00	9,318.00
General Journal	04/05/2021	WIRE	INVESTMENT ACQ...		Inv Deposit	107,150.00	26,318.00
General Journal	04/30/2021	WIRE	INVESTMENT ACQ...		Inv Deposit	312,000.00	133,468.00
General Journal	05/18/2021	WIRE	INVESTMENT ACQ...		Inv Deposit	97,000.00	445,468.00
General Journal	05/28/2021	WIRE	INVESTMENT LIQUI...		Inv Withdrawl	-462,000.00	542,468.00
General Journal	06/30/2021	WIRE	INVESTMENT ACQ...		Inv Deposit	15,000.00	80,468.00
General Journal	07/30/2021	WIRE	INVESTMENT ACQ...		Inv Deposit	1,100.00	95,468.00
General Journal	08/06/2021	WIRE	INVESTMENT ACQ...		Inv Deposit	3,300.00	96,568.00
General Journal	11/30/2021	WIRE	INVESTMENT LIQUI...		Inv Withdrawl	-99,868.00	99,868.00
Total 685402030 - SD#402 CAP PROJ						0.00	0.00
<b>685402060 - SD#402 DEBT SERVICE</b>							
General Journal	01/11/2021	WIRE	INVESTMENT ACQ...		Inv Deposit	22,200.00	157,075.61
General Journal	02/26/2021	WIRE	INVESTMENT ACQ...		Inv Deposit	4,539.00	179,275.61
General Journal	03/11/2021	WIRE	INVESTMENT ACQ...		Inv Deposit	33,000.00	183,814.61
General Journal	04/05/2021	WIRE	INVESTMENT ACQ...		Inv Deposit	145,450.00	216,814.61
General Journal	04/30/2021	WIRE	INVESTMENT ACQ...		Inv Deposit	429,000.00	362,264.61
General Journal	05/18/2021	WIRE	INVESTMENT ACQ...		Inv Deposit	134,000.00	791,264.61
General Journal	05/28/2021	WIRE	INVESTMENT LIQUI...		Inv Withdrawl	-391,000.00	925,264.61
General Journal	06/30/2021	WIRE	INVESTMENT ACQ...		Inv Deposit	11,900.00	534,264.61
General Journal	07/30/2021	WIRE	INVESTMENT ACQ...		Inv Deposit	10,200.00	546,164.61
General Journal	08/06/2021	WIRE	INVESTMENT ACQ...		Inv Deposit	4,500.00	556,364.61
General Journal	11/30/2021	WIRE	INVESTMENT LIQUI...		Inv Withdrawl	-420,864.61	560,864.61
Total 685402060 - SD#402 DEBT SERVICE						-17,075.61	140,000.00
<b>685402080 - SD#402 ASB</b>							
							53,669.12

40



Mason County Treasurer's Office

Account QuickReport

01/24/22

As of December 31, 2021

Accrual Basis

Type	Date	Num	Name	Memo	Split	Amount	Balance
General Journal	01/11/2021	WIRE	INVESTMENT ACQ...		Inv Deposit	33.00	53,702.12
General Journal	02/26/2021	WIRE	INVESTMENT ACQ...		Inv Deposit	24.00	53,726.12
General Journal	03/31/2021	WIRE	INVESTMENT LIQUI...		Inv Withdrawl	-923.00	52,803.12
General Journal	07/30/2021	WIRE	INVESTMENT LIQUI...		Inv Withdrawl	-1,550.00	51,253.12
General Journal	08/06/2021	WIRE	INVESTMENT ACQ...		Inv Deposit	60.00	51,313.12
General Journal	11/30/2021	WIRE	INVESTMENT LIQUI...		Inv Withdrawl	-250.00	51,063.12
General Journal	12/06/2021	WIRE	INVESTMENT LIQUI...		Inv Withdrawl	-150.00	50,913.12
Total 685402080 - SD#402 ASB						-2,756.00	50,913.12
<b>685402090 -SD#402 TRANS VEHICLE</b>							182,394.14
General Journal	01/11/2021	WIRE	INVESTMENT ACQ...		Inv Deposit	74.00	182,468.14
General Journal	04/30/2021	WIRE	INVESTMENT LIQUI...		Inv Withdrawl	-129,650.00	52,818.14
General Journal	11/30/2021	WIRE	INVESTMENT ACQ...		Inv Deposit	80,000.00	132,818.14
Total 685402090 -SD#402 TRANS VEHICLE						-49,576.00	132,818.14
<b>685403010 - SD#403 GENERAL</b>							4,236,177.36
General Journal	01/14/2021	WIRE	INVESTMENT LIQUI...		Inv Withdrawl	-324,805.09	3,911,372.27
General Journal	01/29/2021	WIRE	INVESTMENT LIQUI...		Inv Withdrawl	-257,796.18	3,653,576.09
General Journal	02/11/2021	WIRE	INVESTMENT LIQUI...		Inv Withdrawl	-156,302.73	3,497,273.36
General Journal	02/26/2021	WIRE	INVESTMENT ACQ...		Inv Deposit	190,972.22	3,688,245.58
General Journal	03/15/2021	WIRE	INVESTMENT LIQUI...		Inv Withdrawl	-196,066.46	3,492,179.12
General Journal	03/31/2021	WIRE	INVESTMENT ACQ...		Inv Deposit	156,641.71	3,648,820.83
General Journal	04/15/2021	WIRE	INVESTMENT LIQUI...		Inv Withdrawl	-260,228.72	3,388,592.11
General Journal	04/30/2021	WIRE	INVESTMENT ACQ...		Inv Deposit	619,129.96	4,007,722.07
General Journal	05/14/2021	WIRE	INVESTMENT LIQUI...		Inv Withdrawl	-415,564.07	3,592,158.00
General Journal	05/28/2021	WIRE	INVESTMENT LIQUI...		Inv Withdrawl	-635,403.74	2,956,754.26
General Journal	06/11/2021	WIRE	INVESTMENT LIQUI...		Inv Withdrawl	-271,666.10	2,685,088.16
General Journal	06/30/2021	WIRE	INVESTMENT ACQ...		Inv Deposit	614,322.99	3,299,411.15
General Journal	07/15/2021	WIRE	INVESTMENT LIQUI...		Inv Withdrawl	-243,556.98	3,055,854.17
General Journal	07/30/2021	WIRE	INVESTMENT ACQ...		Inv Deposit	1,037,534.20	4,093,388.37
General Journal	08/13/2021	WIRE	INVESTMENT LIQUI...		Inv Withdrawl	-72,842.05	4,020,546.32
General Journal	08/31/2021	WIRE	INVESTMENT ACQ...		Inv Deposit	148,222.32	4,168,768.64
General Journal	09/15/2021	WIRE	INVESTMENT LIQUI...		Inv Withdrawl	-154,919.75	4,013,848.89
General Journal	09/30/2021	WIRE	INVESTMENT LIQUI...		Inv Withdrawl	-772,617.63	3,241,231.26
General Journal	10/15/2021	WIRE	INVESTMENT ACQ...		Inv Deposit	167,820.91	3,409,052.17
General Journal	10/29/2021	WIRE	INVESTMENT ACQ...		Inv Deposit	211,254.64	3,620,306.81
General Journal	11/15/2021	WIRE	INVESTMENT LIQUI...		Inv Withdrawl	-225,811.97	3,394,494.84
General Journal	11/30/2021	WIRE	INVESTMENT LIQUI...		Inv Withdrawl	-1,257,011.20	2,137,483.64
General Journal	12/14/2021	WIRE	INVESTMENT LIQUI...		Inv Withdrawl	-367,925.21	1,769,558.43
General Journal	12/30/2021	WIRE	INVESTMENT ACQ...		Inv Deposit	339,973.18	2,109,531.61
Total 685403010 - SD#403 GENERAL						-2,126,645.75	2,109,531.61
<b>685403030 - SD#403 CAP PROJ</b>							584,770.25
General Journal	01/14/2021	WIRE	INVESTMENT ACQ...		Inv Deposit	81.02	584,851.27
General Journal	01/29/2021	WIRE	INVESTMENT LIQUI...		Inv Withdrawl	-46,978.65	537,872.62
General Journal	02/11/2021	WIRE	INVESTMENT ACQ...		Inv Deposit	73.77	537,946.39
General Journal	03/15/2021	WIRE	INVESTMENT ACQ...		Inv Deposit	515.29	538,461.68
General Journal	03/31/2021	WIRE	INVESTMENT LIQUI...		Inv Withdrawl	-14,223.65	524,238.03
General Journal	04/15/2021	WIRE	INVESTMENT LIQUI...		Inv Withdrawl	-2,314.44	521,923.59
General Journal	05/14/2021	WIRE	INVESTMENT ACQ...		Inv Deposit	49.44	521,973.03
General Journal	05/28/2021	WIRE	INVESTMENT LIQUI...		Inv Withdrawl	-15,889.76	506,083.27
General Journal	06/11/2021	WIRE	INVESTMENT LIQUI...		Inv Withdrawl	-2,227.99	503,855.28
General Journal	06/30/2021	WIRE	INVESTMENT LIQUI...		Inv Withdrawl	-20,493.00	483,362.28
General Journal	07/15/2021	WIRE	INVESTMENT ACQ...		Inv Deposit	32.13	483,394.41
General Journal	08/13/2021	WIRE	INVESTMENT ACQ...		Inv Deposit	29.65	483,424.06
General Journal	08/31/2021	WIRE	INVESTMENT LIQUI...		Inv Withdrawl	-22,854.28	460,569.78
General Journal	09/15/2021	WIRE	INVESTMENT LIQUI...		Inv Withdrawl	-19,336.99	441,232.79
General Journal	09/30/2021	WIRE	INVESTMENT LIQUI...		Inv Withdrawl	-6,333.17	434,899.62
General Journal	10/15/2021	WIRE	INVESTMENT LIQUI...		Inv Withdrawl	-275.20	434,624.42
General Journal	10/29/2021	WIRE	INVESTMENT LIQUI...		Inv Withdrawl	-3,468.75	431,155.67
General Journal	11/15/2021	WIRE	INVESTMENT LIQUI...		Inv Withdrawl	-769.34	430,386.33
General Journal	12/14/2021	WIRE	INVESTMENT ACQ...		Inv Deposit	32.76	430,419.09
General Journal	12/30/2021	WIRE	INVESTMENT LIQUI...		Inv Withdrawl	-17,172.29	413,246.80
Total 685403030 - SD#403 CAP PROJ						-171,523.45	413,246.80
<b>685403060 - SD#403 DEBT SERVICE</b>							251,664.37
General Journal	01/14/2021	WIRE	INVESTMENT ACQ...		Inv Deposit	38,167.47	289,831.84
General Journal	01/29/2021	WIRE	INVESTMENT ACQ...		Inv Deposit	6,298.78	296,130.62
General Journal	02/11/2021	WIRE	INVESTMENT ACQ...		Inv Deposit	24,397.54	320,528.16
General Journal	03/15/2021	WIRE	INVESTMENT ACQ...		Inv Deposit	158,920.18	479,448.34
General Journal	04/15/2021	WIRE	INVESTMENT ACQ...		Inv Deposit	262,073.73	741,522.07
General Journal	05/14/2021	WIRE	INVESTMENT ACQ...		Inv Deposit	1,128,068.83	1,869,590.90
General Journal	05/28/2021	WIRE	INVESTMENT LIQUI...		Inv Withdrawl	-741,522.00	1,128,068.90
General Journal	07/15/2021	WIRE	INVESTMENT ACQ...		Inv Deposit	258,181.14	1,386,250.04
General Journal	08/13/2021	WIRE	INVESTMENT ACQ...		Inv Deposit	151,154.15	1,537,404.19

41

## Mason County Treasurer's Office Account QuickReport As of December 31, 2021

Type	Date	Num	Name	Memo	Split	Amount	Balance
General Journal	09/15/2021	WIRE	INVESTMENT ACQ...		Inv Deposit	40,099.36	1,577,503.55
General Journal	09/30/2021	WIRE	INVESTMENT LIQUI...		Inv Withdrawl	-923.84	1,576,579.71
General Journal	10/15/2021	WIRE	INVESTMENT ACQ...		Inv Deposit	63,888.93	1,640,468.64
General Journal	11/15/2021	WIRE	INVESTMENT ACQ...		Inv Deposit	974,113.15	2,614,581.79
General Journal	11/30/2021	WIRE	INVESTMENT LIQUI...		Inv Withdrawl	-1,979,308.48	635,273.31
General Journal	12/14/2021	WIRE	INVESTMENT ACQ...		Inv Deposit	298,861.11	934,134.42
Total 685403060 - SD#403 DEBT SERVICE						682,470.05	934,134.42
<b>685403080 - SD#403 ASB</b>							393,712.10
General Journal	01/14/2021	WIRE	INVESTMENT ACQ...		Inv Deposit	4,628.04	398,340.14
General Journal	01/29/2021	WIRE	INVESTMENT ACQ...		Inv Deposit	795.83	399,135.97
General Journal	02/11/2021	WIRE	INVESTMENT LIQUI...		Inv Deposit	4,829.38	403,965.35
General Journal	02/26/2021	WIRE	INVESTMENT LIQUI...		Inv Withdrawl	-4,269.64	399,695.71
General Journal	03/15/2021	WIRE	INVESTMENT ACQ...		Inv Deposit	8,444.48	408,140.19
General Journal	03/31/2021	WIRE	INVESTMENT LIQUI...		Inv Withdrawl	-1,316.31	406,823.88
General Journal	04/15/2021	WIRE	INVESTMENT LIQUI...		Inv Withdrawl	-1,667.74	405,156.14
General Journal	04/30/2021	WIRE	INVESTMENT LIQUI...		Inv Withdrawl	-3,033.61	402,122.53
General Journal	05/14/2021	WIRE	INVESTMENT ACQ...		Inv Deposit	8,669.86	410,792.39
General Journal	05/28/2021	WIRE	INVESTMENT ACQ...		Inv Deposit	1,880.96	412,673.35
General Journal	06/11/2021	WIRE	INVESTMENT LIQUI...		Inv Withdrawl	-8,742.00	403,931.35
General Journal	06/30/2021	WIRE	INVESTMENT LIQUI...		Inv Withdrawl	-16,051.37	387,879.98
General Journal	07/15/2021	WIRE	INVESTMENT ACQ...		Inv Deposit	2,606.05	390,486.03
General Journal	07/30/2021	WIRE	INVESTMENT LIQUI...		Inv Withdrawl	-451.69	390,034.34
General Journal	08/13/2021	WIRE	INVESTMENT ACQ...		Inv Deposit	920.91	390,955.25
General Journal	08/31/2021	WIRE	INVESTMENT LIQUI...		Inv Withdrawl	-452.36	390,502.89
General Journal	09/15/2021	WIRE	INVESTMENT ACQ...		Inv Deposit	3,028.86	393,531.75
General Journal	09/30/2021	WIRE	INVESTMENT ACQ...		Inv Deposit	13,015.12	406,546.87
General Journal	10/15/2021	WIRE	INVESTMENT LIQUI...		Inv Withdrawl	-10,493.88	396,052.99
General Journal	10/29/2021	WIRE	INVESTMENT LIQUI...		Inv Withdrawl	-5,000.79	391,052.20
General Journal	11/15/2021	WIRE	INVESTMENT ACQ...		Inv Deposit	16,442.04	407,494.24
General Journal	11/30/2021	WIRE	INVESTMENT LIQUI...		Inv Withdrawl	-2,087.38	405,406.86
General Journal	12/14/2021	WIRE	INVESTMENT LIQUI...		Inv Withdrawl	-4,983.01	400,423.85
General Journal	12/16/2021	WIRE	INVESTMENT LIQUI...		Inv Withdrawl	-2,411.58	398,012.27
General Journal	12/30/2021	WIRE	INVESTMENT ACQ...		Inv Deposit	4,820.55	402,832.82
Total 685403080 - SD#403 ASB						9,120.72	402,832.82
<b>685403090 -SD#403 TRANS VEHICLE</b>							180,228.85
General Journal	01/14/2021	WIRE	INVESTMENT ACQ...		Inv Deposit	22.70	180,251.55
General Journal	02/11/2021	WIRE	INVESTMENT ACQ...		Inv Deposit	22.70	180,274.25
General Journal	03/15/2021	WIRE	INVESTMENT ACQ...		Inv Deposit	20.28	180,294.53
General Journal	04/15/2021	WIRE	INVESTMENT ACQ...		Inv Deposit	17.71	180,312.24
General Journal	05/14/2021	WIRE	INVESTMENT ACQ...		Inv Deposit	16.57	180,328.81
General Journal	06/11/2021	WIRE	INVESTMENT ACQ...		Inv Deposit	14.31	180,343.12
General Journal	07/15/2021	WIRE	INVESTMENT ACQ...		Inv Deposit	12,405.51	192,748.63
General Journal	08/13/2021	WIRE	INVESTMENT ACQ...		Inv Deposit	10.61	192,759.24
General Journal	08/31/2021	WIRE	INVESTMENT ACQ...		Inv Deposit	146,752.46	339,511.70
General Journal	09/15/2021	WIRE	INVESTMENT ACQ...		Inv Deposit	26.82	339,538.52
General Journal	10/15/2021	WIRE	INVESTMENT ACQ...		Inv Deposit	12.56	339,551.08
General Journal	11/15/2021	WIRE	INVESTMENT ACQ...		Inv Deposit	23.08	339,574.16
General Journal	12/14/2021	WIRE	INVESTMENT ACQ...		Inv Deposit	25.60	339,599.76
Total 685403090 -SD#403 TRANS VEHICLE						159,370.91	339,599.76
<b>685404010 - SD#404 GENERAL</b>							1,771,041.25
General Journal	01/29/2021	WIRE	INVESTMENT LIQUI...		Inv Withdrawl	-205,000.00	1,566,041.25
General Journal	03/31/2021	WIRE	INVESTMENT ACQ...		Inv Deposit	375,000.00	1,941,041.25
General Journal	04/30/2021	WIRE	INVESTMENT ACQ...		Inv Deposit	120,000.00	2,061,041.25
General Journal	05/28/2021	WIRE	INVESTMENT ACQ...		Inv Deposit	86,000.00	2,147,041.25
General Journal	06/30/2021	WIRE	INVESTMENT LIQUI...		Inv Withdrawl	-350,000.00	1,797,041.25
General Journal	07/30/2021	WIRE	INVESTMENT LIQUI...		Inv Withdrawl	-182,000.00	1,615,041.25
General Journal	09/01/2021	WIRE	INVESTMENT ACQ...		Inv Deposit	200,000.00	1,815,041.25
General Journal	09/30/2021	WIRE	INVESTMENT LIQUI...		Inv Withdrawl	-350,000.00	1,465,041.25
General Journal	10/05/2021	WIRE	INVESTMENT LIQUI...		Inv Withdrawl	-2,605.00	1,462,436.25
General Journal	10/29/2021	WIRE	INVESTMENT LIQUI...		Inv Withdrawl	-250,000.00	1,212,436.25
General Journal	11/30/2021	WIRE	INVESTMENT ACQ...		Inv Deposit	370,000.00	1,582,436.25
Total 685404010 - SD#404 GENERAL						-188,605.00	1,582,436.25
<b>685404030 - SD#404 CAP PROJ</b>							393,000.00
General Journal	01/29/2021	WIRE	INVESTMENT ACQ...		Inv Deposit	153,000.00	546,000.00
General Journal	03/31/2021	WIRE	INVESTMENT LIQUI...		Inv Withdrawl	-135,000.00	411,000.00
General Journal	04/30/2021	WIRE	INVESTMENT ACQ...		Inv Deposit	48,000.00	459,000.00
General Journal	05/28/2021	WIRE	INVESTMENT ACQ...		Inv Deposit	190,000.00	649,000.00
General Journal	06/04/2021	WIRE	INVESTMENT ACQ...		Inv Deposit	13,023.00	662,023.00
General Journal	07/06/2021	WIRE	INVESTMENT LIQUI...		Inv Withdrawl	-6,558.00	655,465.00
General Journal	09/01/2021	WIRE	INVESTMENT LIQUI...		Inv Withdrawl	-13,000.00	642,465.00
General Journal	09/30/2021	WIRE	INVESTMENT ACQ...		Inv Deposit	29,000.00	671,465.00

42

## Mason County Treasurer's Office

01/24/22

## Account QuickReport

Accrual Basis

As of December 31, 2021

Type	Date	Num	Name	Memo	Split	Amount	Balance
General Journal	10/29/2021	WIRE	INVESTMENT LIQUI...		Inv Withdrawl	-190,000.00	481,465.00
General Journal	11/30/2021	WIRE	INVESTMENT LIQUI...		Inv Withdrawl	-386,000.00	95,465.00
Total 685404030 - SD#404 CAP PROJ						-297,535.00	95,465.00
<b>685404050 - SD#404 TR &amp; AGENCY</b>							
General Journal	01/29/2021	WIRE	INVESTMENT LIQUI...		Inv Withdrawl	-470.00	64,922.16
General Journal	03/31/2021	WIRE	INVESTMENT LIQUI...		Inv Withdrawl	-220.00	64,232.16
General Journal	04/30/2021	WIRE	INVESTMENT LIQUI...		Inv Withdrawl	-210.00	64,022.16
General Journal	05/28/2021	WIRE	INVESTMENT ACQ...		Inv Deposit	250.00	64,272.16
General Journal	06/30/2021	WIRE	INVESTMENT LIQUI...		Inv Withdrawl	-170.00	64,102.16
General Journal	07/30/2021	WIRE	INVESTMENT ACQ...		Inv Deposit	350.00	64,452.16
General Journal	09/01/2021	WIRE	INVESTMENT ACQ...		Inv Deposit	100.00	64,552.16
General Journal	10/29/2021	WIRE	INVESTMENT LIQUI...		Inv Withdrawl	-290.00	64,262.16
General Journal	11/30/2021	WIRE	INVESTMENT LIQUI...		Inv Withdrawl	-390.00	63,872.16
Total 685404050 - SD#404 TR & AGENCY						-1,050.00	63,872.16
<b>685404060 - SD#404 DEBT SERVICE</b>							
General Journal	01/29/2021	WIRE	INVESTMENT ACQ...		Inv Deposit	44,000.00	528,202.39
General Journal	03/31/2021	WIRE	INVESTMENT ACQ...		Inv Deposit	71,000.00	572,202.39
General Journal	04/30/2021	WIRE	INVESTMENT ACQ...		Inv Deposit	210,000.00	643,202.39
General Journal	05/28/2021	WIRE	INVESTMENT ACQ...		Inv Deposit	190,000.00	853,202.39
General Journal	06/30/2021	WIRE	INVESTMENT ACQ...		Inv Deposit	10,000.00	1,043,202.39
General Journal	07/30/2021	WIRE	INVESTMENT ACQ...		Inv Deposit	1,500.00	1,053,202.39
General Journal	09/01/2021	WIRE	INVESTMENT ACQ...		Inv Deposit	1,500.00	1,054,702.39
General Journal	09/30/2021	WIRE	INVESTMENT ACQ...		Inv Deposit	1,500.00	1,056,202.39
General Journal	10/29/2021	WIRE	INVESTMENT ACQ...		Inv Deposit	83,300.00	1,139,502.39
General Journal	11/30/2021	WIRE	INVESTMENT ACQ...		Inv Deposit	12,000.00	1,151,502.39
General Journal	11/30/2021	WIRE	INVESTMENT LIQUI...		Inv Withdrawl	-595,000.00	556,502.39
Total 685404060 - SD#404 DEBT SERVICE						28,300.00	556,502.39
<b>685404080 - SD#404 ASB</b>							
General Journal	01/29/2021	WIRE	INVESTMENT ACQ...		Inv Deposit	250.00	26,792.76
General Journal	03/31/2021	WIRE	INVESTMENT ACQ...		Inv Deposit	700.00	27,042.76
General Journal	04/30/2021	WIRE	INVESTMENT ACQ...		Inv Deposit	2,000.00	27,742.76
General Journal	05/28/2021	WIRE	INVESTMENT LIQUI...		Inv Withdrawl	-200.00	29,742.76
General Journal	06/30/2021	WIRE	INVESTMENT LIQUI...		Inv Withdrawl	-5,650.00	23,892.76
General Journal	09/01/2021	WIRE	INVESTMENT ACQ...		Inv Deposit	390.00	24,282.76
General Journal	10/29/2021	WIRE	INVESTMENT ACQ...		Inv Deposit	450.00	24,732.76
Total 685404080 - SD#404 ASB						-2,060.00	24,732.76
<b>685404090 -SD#404 TRANS VEHICLE</b>							
General Journal	03/31/2021	WIRE	INVESTMENT ACQ...		Inv Deposit	50.00	90,424.79
General Journal	05/28/2021	WIRE	INVESTMENT ACQ...		Inv Deposit	35,000.00	90,474.79
General Journal	09/01/2021	WIRE	INVESTMENT ACQ...		Inv Deposit	28,900.00	125,474.79
General Journal	09/30/2021	WIRE	INVESTMENT ACQ...		Inv Deposit	42,800.00	154,374.79
General Journal	10/29/2021	WIRE	INVESTMENT ACQ...		Inv Deposit	20.00	197,174.79
Total 685404090 -SD#404 TRANS VEHICLE						106,770.00	197,194.79
<b>690001010 - BWD DIST#1 M&amp;O</b>							
Total 690001010 - BWD DIST#1 M&O							711.57
<b>690001045 - BWD #1 CAP IMPR FAC</b>							
Total 690001045 - BWD #1 CAP IMPR FAC							1,048.51
<b>690002010 - TEW DIST#2 GENERAL</b>							
Total 690002010 - TEW DIST#2 GENERAL							27,481.80
<b>690002020 - TEW DIST #2 RESV MT</b>							
Total 690002020 - TEW DIST #2 RESV MT							26,983.79
<b>690002065 - TEW DIST #2 WTR REV</b>							
Total 690002065 - TEW DIST #2 WTR REV							118,781.64
<b>690002130 -TEW DIST #2 ASMT REV</b>							
Total 690002130 -TEW DIST #2 ASMT REV							8,533.18
<b>690003020 - MLWD#3 CAP IMP RESV</b>							
General Journal	01/14/2021	WIRE	INVESTMENT ACQ...		Inv Deposit	2,700.00	115,414.80
General Journal	05/21/2021	WIRE	INVESTMENT ACQ...		Inv Deposit	6,000.00	118,114.80
General Journal	08/13/2021	WIRE	INVESTMENT ACQ...		Inv Deposit	2,120.00	124,114.80
Total 690003020 - MLWD#3 CAP IMP RESV						10,820.00	126,234.80
<b>690005010 -HARSTENE PT WTR/SWR</b>							
General Journal	02/03/2021	WIRE	INVESTMENT ACQ...		Inv Deposit	16,000.00	34,000.00
General Journal	08/10/2021	WIRE	INVESTMENT ACQ...		Inv Deposit	80,000.00	50,000.00
							130,000.00

Mason County Treasurer's Office

Account QuickReport

01/24/22

As of December 31, 2021

Accrual Basis

Type	Date	Num	Name	Memo	Split	Amount	Balance
Total 690005010 -HARSTENE PT WTR/SWR						96,000.00	130,000.00
<b>690005020 -HARSTENE PT W/S RESV</b>							
General Journal	01/06/2021	WIRE	INVESTMENT ACQ...		Inv Deposit	9,039.85	316,343.18
General Journal	02/03/2021	WIRE	INVESTMENT ACQ...		Inv Deposit	39.84	325,383.03
General Journal	03/03/2021	WIRE	INVESTMENT ACQ...		Inv Deposit	36.45	325,422.87
General Journal	03/12/2021	WIRE	INVESTMENT ACQ...		Inv Deposit	13,326.44	325,459.32
General Journal	04/07/2021	WIRE	INVESTMENT ACQ...		Inv Deposit	31.97	338,785.76
General Journal	05/07/2021	WIRE	INVESTMENT LIQUI...		Inv Withdraw	-29,889.30	338,817.73
General Journal	06/11/2021	WIRE	INVESTMENT ACQ...		Inv Deposit	26.88	308,928.43
General Journal	06/14/2021	WIRE	INVESTMENT LIQUI...		Inv Withdraw	-39,195.63	308,955.31
General Journal	07/08/2021	WIRE	INVESTMENT ACQ...		Inv Deposit	19.45	269,759.68
General Journal	08/10/2021	WIRE	INVESTMENT ACQ...		Inv Deposit	16.87	269,779.13
General Journal	09/10/2021	WIRE	INVESTMENT ACQ...		Inv Deposit	38.66	269,796.00
General Journal	10/12/2021	WIRE	INVESTMENT ACQ...		Inv Deposit	3,307.17	269,834.66
General Journal	11/12/2021	WIRE	INVESTMENT ACQ...		Inv Deposit	3,308.33	273,141.83
General Journal	12/08/2021	WIRE	INVESTMENT ACQ...		Inv Deposit	1,234.57	276,450.16
General Journal	12/15/2021	WIRE	INVESTMENT ACQ...		Inv Deposit	49,707.67	277,684.73
Total 690005020 -HARSTENE PT W/S RESV						11,049.22	327,392.40
<b>690005030 -HARSTENE PT W/S ECOL</b>							
General Journal	01/06/2021	WIRE	INVESTMENT ACQ...		Inv Deposit	5.10	40,505.70
General Journal	02/03/2021	WIRE	INVESTMENT ACQ...		Inv Deposit	5.10	40,510.80
General Journal	03/03/2021	WIRE	INVESTMENT ACQ...		Inv Deposit	4.56	40,515.90
General Journal	04/07/2021	WIRE	INVESTMENT ACQ...		Inv Deposit	3.98	40,520.46
General Journal	05/07/2021	WIRE	INVESTMENT ACQ...		Inv Deposit	3.72	40,524.44
General Journal	06/11/2021	WIRE	INVESTMENT ACQ...		Inv Deposit	3.22	40,528.16
General Journal	06/14/2021	WIRE	INVESTMENT ACQ...		Inv Deposit	3.22	40,531.38
General Journal	06/15/2021	WIRE	INVESTMENT LIQUI...		Inv Withdraw	-3.22	40,533.60
General Journal	07/08/2021	WIRE	INVESTMENT ACQ...		Inv Deposit	2.51	40,533.89
General Journal	08/10/2021	WIRE	INVESTMENT ACQ...		Inv Deposit	2.38	40,536.27
General Journal	09/10/2021	WIRE	INVESTMENT ACQ...		Inv Deposit	5.80	40,540.07
General Journal	10/12/2021	WIRE	INVESTMENT ACQ...		Inv Deposit	2.57	40,542.07
General Journal	11/12/2021	WIRE	INVESTMENT ACQ...		Inv Deposit	2.75	40,544.64
General Journal	12/08/2021	WIRE	INVESTMENT ACQ...		Inv Deposit	3.06	40,547.39
Total 690005030 -HARSTENE PT W/S ECOL						44.75	40,550.45
<b>690005050 -HARTSTENE DWSFR LOAN</b>							
General Journal	01/06/2021	WIRE	INVESTMENT ACQ...		Inv Deposit	6,778.88	20,430.39
General Journal	02/03/2021	WIRE	INVESTMENT ACQ...		Inv Deposit	6,780.41	27,209.27
General Journal	03/03/2021	WIRE	INVESTMENT ACQ...		Inv Deposit	6,780.94	33,989.68
General Journal	04/07/2021	WIRE	INVESTMENT ACQ...		Inv Deposit	6,781.30	40,770.62
General Journal	05/07/2021	WIRE	INVESTMENT ACQ...		Inv Deposit	6,781.70	47,551.92
General Journal	06/11/2021	WIRE	INVESTMENT ACQ...		Inv Deposit	6,781.67	54,333.62
General Journal	06/14/2021	WIRE	INVESTMENT ACQ...		Inv Deposit	6,781.67	61,115.29
General Journal	06/15/2021	WIRE	INVESTMENT LIQUI...		Inv Withdraw	-6,781.67	67,896.96
General Journal	07/08/2021	WIRE	INVESTMENT ACQ...		Inv Deposit	6,781.28	61,115.29
General Journal	08/10/2021	WIRE	INVESTMENT ACQ...		Inv Deposit	6,781.48	67,896.57
General Journal	09/10/2021	WIRE	INVESTMENT ACQ...		Inv Deposit	6,781.48	74,678.05
General Journal	09/20/2021	WIRE	INVESTMENT ACQ...		Inv Deposit	6,787.51	81,465.56
General Journal	09/20/2021	WIRE	INVESTMENT LIQUI...		Inv Withdraw	-81,431.80	33.76
General Journal	10/12/2021	WIRE	INVESTMENT ACQ...		Inv Deposit	6,782.63	6,816.39
General Journal	11/12/2021	WIRE	INVESTMENT ACQ...		Inv Deposit	6,781.37	13,597.76
General Journal	12/08/2021	WIRE	INVESTMENT ACQ...		Inv Deposit	6,778.33	20,376.09
Total 690005050 -HARTSTENE DWSFR LOAN						-54.30	20,376.09
<b>690005070 -HARTSTENE WATER BOND</b>							
General Journal	01/06/2021	WIRE	INVESTMENT ACQ...		Inv Deposit	331.92	33,783.23
General Journal	02/03/2021	WIRE	INVESTMENT ACQ...		Inv Deposit	332.00	34,115.15
General Journal	03/03/2021	WIRE	INVESTMENT ACQ...		Inv Deposit	331.58	34,447.15
General Journal	04/07/2021	WIRE	INVESTMENT ACQ...		Inv Deposit	331.13	34,778.73
General Journal	05/07/2021	WIRE	INVESTMENT ACQ...		Inv Deposit	331.11	35,109.86
General Journal	06/11/2021	WIRE	INVESTMENT ACQ...		Inv Deposit	330.53	35,440.97
General Journal	06/14/2021	WIRE	INVESTMENT ACQ...		Inv Deposit	330.53	35,771.50
General Journal	06/15/2021	WIRE	INVESTMENT LIQUI...		Inv Withdraw	-330.53	36,102.03
General Journal	07/08/2021	WIRE	INVESTMENT ACQ...		Inv Deposit	329.93	35,771.50
General Journal	08/10/2021	WIRE	INVESTMENT ACQ...		Inv Deposit	329.85	36,101.43
General Journal	09/10/2021	WIRE	INVESTMENT ACQ...		Inv Deposit	332.91	36,431.28
General Journal	09/10/2021	WIRE	INVESTMENT ACQ...		Inv Deposit	332.91	36,764.19
General Journal	10/12/2021	WIRE	INVESTMENT ACQ...		Inv Deposit	330.06	37,094.25
General Journal	11/12/2021	WIRE	INVESTMENT ACQ...		Inv Deposit	330.24	37,424.49
General Journal	12/08/2021	WIRE	INVESTMENT ACQ...		Inv Deposit	330.53	37,755.02
Total 690005070 -HARTSTENE WATER BOND						3,971.79	37,755.02
<b>800000010 - TDC - STATE POOL</b>							
General Journal	01/05/2021	WIRE	INVESTMENT ACQ...		Inv Deposit	2,500,000.00	50,885,679.46
General Journal	01/06/2021	WIRE	INVESTMENT LIQUI...		Inv Withdraw	-2,500,000.00	53,385,679.46
General Journal	01/11/2021	WIRE	INVESTMENT ACQ...		Inv Deposit	250,000.00	50,885,679.46

44

Mason County Treasurer's Office

Account QuickReport

01/24/22

As of December 31, 2021

Accrual Basis

Type	Date	Num	Name	Memo	Split	Amount	Balance
General Journal	01/13/2021	WIRE	INVESTMENT LIQUI...		Inv Withdrawl	-2,000,000.00	49,135,679.46
General Journal	01/14/2021	WIRE	INVESTMENT LIQUI...		Inv Withdrawl	-3,000,000.00	46,135,679.46
General Journal	01/15/2021	WIRE	INVESTMENT ACQ...		Inv Deposit	55,000.00	46,190,679.46
General Journal	01/20/2021	WIRE	INVESTMENT LIQUI...		Inv Withdrawl	-300,000.00	45,890,679.46
General Journal	01/21/2021	WIRE	INVESTMENT ACQ...		Inv Deposit	224.53	45,890,903.99
General Journal	01/22/2021	WIRE	INVESTMENT LIQUI...		Inv Withdrawl	-2,737,500.00	43,153,403.99
General Journal	01/29/2021	WIRE	INVESTMENT ACQ...		Inv Deposit	3,000,000.00	46,153,403.99
General Journal	02/03/2021	WIRE	INVESTMENT LIQUI...		Inv Withdrawl	-900,000.00	45,253,403.99
General Journal	02/04/2021	WIRE	INVESTMENT LIQUI...		Inv Withdrawl	-1,500,000.00	43,753,403.99
General Journal	02/05/2021	WIRE	INVESTMENT ACQ...		Inv Deposit	4,459.69	43,757,863.68
General Journal	02/09/2021	WIRE	INVESTMENT ACQ...		Inv Deposit	103,076.38	43,860,940.06
General Journal	02/10/2021	WIRE	INVESTMENT ACQ...		Inv Deposit	13,367.25	43,874,307.31
General Journal	02/11/2021	WIRE	INVESTMENT LIQUI...		Inv Withdrawl	-4,500,000.00	39,374,307.31
General Journal	02/12/2021	WIRE	INVESTMENT LIQUI...		Inv Withdrawl	-1,000,000.00	38,374,307.31
General Journal	02/16/2021	WIRE	INVESTMENT ACQ...		Inv Deposit	600,000.00	38,974,307.31
General Journal	02/18/2021	WIRE	INVESTMENT ACQ...		Inv Deposit	1,809.60	38,976,116.91
General Journal	02/19/2021	WIRE	INVESTMENT LIQUI...		Inv Withdrawl	-1,200,000.00	37,776,116.91
General Journal	02/23/2021	WIRE	INVESTMENT LIQUI...		Inv Withdrawl	-1,712,000.00	36,064,116.91
General Journal	02/25/2021	WIRE	INVESTMENT LIQUI...		Inv Withdrawl	-2,900,000.00	33,164,116.91
General Journal	02/26/2021	WIRE	INVESTMENT ACQ...		Inv Deposit	5,000,000.00	38,164,116.91
General Journal	03/01/2021	WIRE	INVESTMENT ACQ...		Inv Deposit	5,500,000.00	43,664,116.91
General Journal	03/04/2021	WIRE	INVESTMENT LIQUI...		Inv Withdrawl	-330,000.00	43,334,116.91
General Journal	03/08/2021	WIRE	INVESTMENT ACQ...		Inv Deposit	244,468.30	43,578,585.21
General Journal	03/11/2021	WIRE	INVESTMENT LIQUI...		Inv Withdrawl	-4,074,884.29	39,503,700.92
General Journal	03/12/2021	WIRE	INVESTMENT ACQ...		Inv Deposit	452,450.18	39,956,151.10
General Journal	03/15/2021	WIRE	INVESTMENT ACQ...		Inv Deposit	1,190,000.00	41,146,151.10
General Journal	03/18/2021	WIRE	INVESTMENT LIQUI...		Inv Withdrawl	-1,310,000.00	39,836,151.10
General Journal	03/24/2021	WIRE	INVESTMENT ACQ...		Inv Deposit	1,400,000.00	41,236,151.10
General Journal	03/25/2021	WIRE	INVESTMENT LIQUI...		Inv Withdrawl	-1,725,000.00	39,511,151.10
General Journal	03/29/2021	WIRE	INVESTMENT ACQ...		Inv Deposit	1,150,000.00	40,661,151.10
General Journal	03/31/2021	WIRE	INVESTMENT ACQ...		Inv Deposit	8,000,000.00	48,661,151.10
General Journal	04/05/2021	WIRE	INVESTMENT ACQ...		Inv Deposit	3,500,000.00	52,161,151.10
General Journal	04/07/2021	WIRE	INVESTMENT LIQUI...		Inv Withdrawl	-4,800,000.00	47,361,151.10
General Journal	04/08/2021	WIRE	INVESTMENT LIQUI...		Inv Withdrawl	-3,000,000.00	44,361,151.10
General Journal	04/13/2021	WIRE	INVESTMENT ACQ...		Inv Deposit	800,000.00	45,161,151.10
General Journal	04/15/2021	WIRE	INVESTMENT ACQ...		Inv Deposit	1,275,000.00	46,436,151.10
General Journal	04/22/2021	WIRE	INVESTMENT ACQ...		Inv Deposit	9,000,000.00	55,436,151.10
General Journal	04/26/2021	WIRE	INVESTMENT ACQ...		Inv Deposit	3,500,000.00	58,936,151.10
General Journal	04/27/2021	WIRE	INVESTMENT ACQ...		Inv Deposit	2,600,000.00	61,536,151.10
General Journal	04/28/2021	WIRE	INVESTMENT ACQ...		Inv Deposit	10,000.00	61,546,151.10
General Journal	04/30/2021	WIRE	INVESTMENT ACQ...		Inv Deposit	5,000,000.00	66,546,151.10
General Journal	05/04/2021	WIRE	INVESTMENT ACQ...		Inv Deposit	9,000,000.00	75,546,151.10
General Journal	05/06/2021	WIRE	INVESTMENT LIQUI...		Inv Withdrawl	-3,690,000.00	71,856,151.10
General Journal	05/07/2021	WIRE	INVESTMENT ACQ...		Inv Deposit	22,772.77	71,878,923.87
General Journal	05/10/2021	WIRE	INVESTMENT ACQ...		Inv Deposit	48,924.61	71,927,848.48
General Journal	05/14/2021	WIRE	INVESTMENT LIQUI...		Inv Withdrawl	-1,083,000.00	70,844,848.48
General Journal	05/18/2021	WIRE	INVESTMENT LIQUI...		Inv Withdrawl	-733,338.33	70,111,510.15
General Journal	05/19/2021	WIRE	INVESTMENT LIQUI...		Inv Withdrawl	-9,500,000.00	60,611,510.15
General Journal	05/21/2021	WIRE	INVESTMENT LIQUI...		Inv Withdrawl	-3,183,000.00	57,428,510.15
General Journal	05/24/2021	WIRE	INVESTMENT LIQUI...		Inv Withdrawl	-416,557.92	57,011,952.23
General Journal	05/25/2021	WIRE	INVESTMENT LIQUI...		Inv Withdrawl	-684,702.81	56,327,249.42
General Journal	05/28/2021	WIRE	INVESTMENT ACQ...		Inv Deposit	6,000,000.00	62,327,249.42
General Journal	06/01/2021	WIRE	INVESTMENT ACQ...		Inv Deposit	4,000,000.00	66,327,249.42
General Journal	06/02/2021	WIRE	INVESTMENT LIQUI...		Inv Withdrawl	-5,690,000.00	60,637,249.42
General Journal	06/03/2021	WIRE	INVESTMENT LIQUI...		Inv Withdrawl	-1,659,000.00	58,978,249.42
General Journal	06/04/2021	WIRE	INVESTMENT LIQUI...		Inv Withdrawl	-5,750,000.00	53,228,249.42
General Journal	06/07/2021	WIRE	INVESTMENT LIQUI...		Inv Withdrawl	-58,412.35	53,169,837.07
General Journal	06/08/2021	WIRE	INVESTMENT LIQUI...		Inv Withdrawl	-4,756,000.00	48,413,837.07
General Journal	06/09/2021	WIRE	INVESTMENT LIQUI...		Inv Withdrawl	-2,725,000.00	45,688,837.07
General Journal	06/10/2021	WIRE	INVESTMENT ACQ...		Inv Deposit	7,738.10	45,696,575.17
General Journal	06/11/2021	WIRE	INVESTMENT ACQ...		Inv Deposit	275,479.48	45,972,054.65
General Journal	06/14/2021	WIRE	INVESTMENT ACQ...		Inv Deposit	1,123,070.96	47,095,125.61
General Journal	06/15/2021	WIRE	INVESTMENT ACQ...		Inv Deposit	1,243,850.73	48,338,976.34
General Journal	06/17/2021	WIRE	INVESTMENT LIQUI...		Inv Withdrawl	-5,736,185.19	42,602,791.15
General Journal	06/22/2021	WIRE	INVESTMENT LIQUI...		Inv Withdrawl	-1,500,000.00	41,102,791.15
General Journal	06/24/2021	WIRE	INVESTMENT LIQUI...		Inv Withdrawl	-2,178,000.00	38,924,791.15
General Journal	06/25/2021	WIRE	INVESTMENT ACQ...		Inv Deposit	1,200.00	38,925,991.15
General Journal	07/01/2021	WIRE	INVESTMENT ACQ...		Inv Deposit	179,684.03	39,105,675.18
General Journal	07/06/2021	WIRE	INVESTMENT ACQ...		Inv Deposit	4,000,000.00	43,105,675.18
General Journal	07/07/2021	WIRE	INVESTMENT ACQ...		Inv Deposit	554,944.89	43,660,620.07
General Journal	07/08/2021	WIRE	INVESTMENT ACQ...		Inv Deposit	2,000,000.00	45,660,620.07
General Journal	07/09/2021	WIRE	INVESTMENT ACQ...		Inv Deposit	49.94	45,660,670.01
General Journal	07/15/2021	WIRE	INVESTMENT ACQ...		Inv Deposit	2,900,000.00	48,560,670.01
General Journal	07/16/2021	WIRE	INVESTMENT ACQ...		Inv Deposit	160,000.00	48,720,670.01
General Journal	07/20/2021	WIRE	INVESTMENT ACQ...		Inv Deposit	20,000.00	48,740,670.01
General Journal	07/23/2021	WIRE	INVESTMENT LIQUI...		Inv Withdrawl	-2,136,000.00	46,604,670.01
General Journal	07/27/2021	WIRE	INVESTMENT LIQUI...		Inv Withdrawl	-1,000,000.00	45,604,670.01
General Journal	07/28/2021	WIRE	INVESTMENT ACQ...		Inv Deposit	17,637.70	45,622,307.71

45

Mason County Treasurer's Office

Account QuickReport

As of December 31, 2021

01/24/22

Accrual Basis

Type	Date	Num	Name	Memo	Split	Amount	Balance
General Journal	07/30/2021	WIRE	INVESTMENT ACQ...		Inv Deposit	1,000,000.00	46,622,307.71
General Journal	08/04/2021	WIRE	INVESTMENT ACQ...		Inv Deposit	4,000,000.00	50,622,307.71
General Journal	08/05/2021	WIRE	INVESTMENT ACQ...		Inv Deposit	9,662.68	50,631,970.39
General Journal	08/06/2021	WIRE	INVESTMENT LIQUI...		Inv Withdrawl	-4,857,649.59	45,774,320.80
General Journal	08/09/2021	WIRE	INVESTMENT ACQ...		Inv Deposit	1,714,609.81	47,488,930.61
General Journal	08/10/2021	WIRE	INVESTMENT LIQUI...		Inv Withdrawl	-1,617,093.01	45,871,837.60
General Journal	08/11/2021	WIRE	INVESTMENT LIQUI...		Inv Withdrawl	-417,742.39	45,454,095.21
General Journal	08/12/2021	WIRE	INVESTMENT LIQUI...		Inv Withdrawl	-3,365,135.83	42,088,959.38
General Journal	08/13/2021	WIRE	INVESTMENT LIQUI...		Inv Withdrawl	-81,393.27	42,007,566.11
General Journal	08/17/2021	WIRE	INVESTMENT ACQ...		Inv Deposit	41,000.00	42,048,566.11
General Journal	08/18/2021	WIRE	INVESTMENT LIQUI...		Inv Withdrawl	-235,000.00	41,813,566.11
General Journal	08/19/2021	WIRE	INVESTMENT ACQ...		Inv Deposit	14,366.21	41,827,932.32
General Journal	08/31/2021	WIRE	INVESTMENT ACQ...		Inv Deposit	2,500,000.00	44,327,932.32
General Journal	09/01/2021	WIRE	INVESTMENT LIQUI...		Inv Withdrawl	-217,890.00	44,110,042.32
General Journal	09/03/2021	WIRE	INVESTMENT ACQ...		Inv Deposit	2,000,000.00	46,110,042.32
General Journal	09/08/2021	WIRE	INVESTMENT LIQUI...		Inv Withdrawl	-15,589.21	46,094,453.11
General Journal	09/10/2021	WIRE	INVESTMENT LIQUI...		Inv Withdrawl	-3,237,000.00	42,857,453.11
General Journal	09/10/2021	WIRE	INVESTMENT LIQUI...	CORRECTIO...	Inv Withdrawl	-5,895.84	42,851,557.27
General Journal	09/13/2021	WIRE	INVESTMENT ACQ...		Inv Deposit	736,574.75	43,588,132.02
General Journal	09/14/2021	WIRE	INVESTMENT ACQ...		Inv Deposit	28,023.70	43,616,155.72
General Journal	09/15/2021	WIRE	INVESTMENT ACQ...		Inv Deposit	146,120.61	43,762,276.33
General Journal	09/20/2021	WIRE	INVESTMENT ACQ...		Inv Deposit	81,431.80	43,843,708.13
General Journal	09/22/2021	WIRE	INVESTMENT LIQUI...		Inv Withdrawl	-2,679,749.22	41,163,958.91
General Journal	09/27/2021	WIRE	INVESTMENT LIQUI...		Inv Withdrawl	-1,000,000.00	40,163,958.91
General Journal	09/30/2021	WIRE	INVESTMENT ACQ...		Inv Deposit	620,000.00	40,783,958.91
General Journal	10/01/2021	WIRE	INVESTMENT ACQ...		Inv Deposit	5,000,000.00	45,783,958.91
General Journal	10/05/2021	WIRE	INVESTMENT ACQ...		Inv Deposit	3,800,000.00	49,583,958.91
General Journal	10/06/2021	WIRE	INVESTMENT LIQUI...		Inv Withdrawl	-1,807,299.24	47,776,659.67
General Journal	10/07/2021	WIRE	INVESTMENT LIQUI...		Inv Withdrawl	-2,972,675.94	44,803,983.73
General Journal	10/12/2021	WIRE	INVESTMENT ACQ...		Inv Deposit	989,672.41	45,793,656.14
General Journal	10/15/2021	WIRE	INVESTMENT ACQ...		Inv Deposit	1,300,000.00	47,093,656.14
General Journal	10/20/2021	WIRE	INVESTMENT ACQ...		Inv Deposit	37,818.50	47,131,474.64
General Journal	10/22/2021	WIRE	INVESTMENT ACQ...		Inv Deposit	9,500,000.00	56,631,474.64
General Journal	10/26/2021	WIRE	INVESTMENT ACQ...		Inv Deposit	5,000,000.00	61,631,474.64
General Journal	10/27/2021	WIRE	INVESTMENT ACQ...		Inv Deposit	450,000.00	62,081,474.64
General Journal	10/29/2021	WIRE	INVESTMENT ACQ...		Inv Deposit	7,000,000.00	69,081,474.64
General Journal	11/02/2021	WIRE	INVESTMENT ACQ...		Inv Deposit	5,000,000.00	74,081,474.64
General Journal	11/03/2021	WIRE	INVESTMENT ACQ...		Inv Deposit	3,000,000.00	77,081,474.64
General Journal	11/04/2021	WIRE	INVESTMENT LIQUI...		Inv Withdrawl	-2,350,000.00	74,731,474.64
General Journal	11/09/2021	WIRE	INVESTMENT LIQUI...		Inv Withdrawl	-2,400,000.00	72,331,474.64
General Journal	11/12/2021	WIRE	INVESTMENT LIQUI...		Inv Withdrawl	-2,200,000.00	70,131,474.64
General Journal	11/15/2021	WIRE	INVESTMENT LIQUI...		Inv Withdrawl	-763,996.96	69,367,477.68
General Journal	11/18/2021	WIRE	INVESTMENT LIQUI...		Inv Withdrawl	-8,702,850.57	60,664,627.11
General Journal	11/24/2021	WIRE	INVESTMENT LIQUI...		Inv Withdrawl	-2,500,000.00	58,164,627.11
General Journal	11/29/2021	WIRE	INVESTMENT LIQUI...		Inv Withdrawl	-9,000,000.00	49,164,627.11
General Journal	11/30/2021	WIRE	INVESTMENT ACQ...		Inv Deposit	8,000,000.00	57,164,627.11
General Journal	12/01/2021	WIRE	INVESTMENT LIQUI...		Inv Withdrawl	-4,189,000.00	52,975,627.11
General Journal	12/06/2021	WIRE	INVESTMENT LIQUI...		Inv Withdrawl	-7,000,000.00	45,975,627.11
General Journal	12/08/2021	WIRE	INVESTMENT LIQUI...		Inv Withdrawl	-1,500,000.00	44,475,627.11
General Journal	12/10/2021	WIRE	INVESTMENT ACQ...		Inv Deposit	1,549,605.01	46,025,232.12
General Journal	12/13/2021	WIRE	INVESTMENT ACQ...		Inv Deposit	985,843.92	47,011,076.04
General Journal	12/14/2021	WIRE	INVESTMENT ACQ...		Inv Deposit	53,988.75	47,065,064.79
General Journal	12/15/2021	WIRE	INVESTMENT LIQUI...		Inv Withdrawl	-2,000,000.00	45,065,064.79
General Journal	12/16/2021	WIRE	INVESTMENT LIQUI...		Inv Withdrawl	-2,000,000.00	43,065,064.79
General Journal	12/17/2021	WIRE	INVESTMENT ACQ...		Inv Deposit	18,500.00	43,083,564.79
General Journal	12/20/2021	WIRE	INVESTMENT LIQUI...		Inv Withdrawl	-2,500,000.00	40,583,564.79
General Journal	12/22/2021	WIRE	INVESTMENT LIQUI...		Inv Withdrawl	-5,830,940.63	34,752,624.16
General Journal	12/30/2021	WIRE	INVESTMENT ACQ...		Inv Deposit	5,000,000.00	39,752,624.16

Total 800000010 - TDC - STATE POOL

-11,133,055.30

39,752,624.16

800000030 - TDC - AGENCY BONDS

General Journal	01/14/2021	WIRE	INVESTMENT LIQUI...	FHLMC CUSI...	Inv Called	-250,000.00	5,097,771.35
General Journal	01/20/2021	WIRE	INVESTMENT ACQ...	FFCB CUSIP ...	Inv Purchased	249,925.75	4,847,771.35
General Journal	01/20/2021	WIRE	INVESTMENT ACQ...	FHLB CUSIP ...	Inv Purchased	250,000.00	5,097,697.10
General Journal	02/04/2021	WIRE	INVESTMENT LIQUI...	FFCB CUSIP ...	Inv Called	-300,000.00	5,347,697.10
General Journal	02/17/2021	WIRE	INVESTMENT LIQUI...	FHLM CUSIP ...	Inv Matured	-297,338.70	5,047,697.10
General Journal	02/18/2021	WIRE	INVESTMENT ACQ...	FFCB CUSIP ...	Inv Purchased	249,863.75	4,750,358.40
General Journal	02/18/2021	WIRE	INVESTMENT ACQ...	FFCB CUSIP ...	Inv Purchased	249,906.75	5,000,222.15
General Journal	03/12/2021	WIRE	INVESTMENT ACQ...	FHLMC CUSI...	Inv Purchased	249,127.75	5,250,128.90
General Journal	03/12/2021	WIRE	INVESTMENT ACQ...	FNMA CUSIP ...	Inv Purchased	246,443.75	5,499,256.65
General Journal	04/08/2021	WIRE	INVESTMENT ACQ...	FHLB CUSIP ...	Inv Purchased	249,280.25	5,745,700.40
General Journal	04/08/2021	WIRE	INVESTMENT ACQ...	TREASURY (...)	Inv Purchased	248,044.25	5,994,980.65
General Journal	05/12/2021	WIRE	INVESTMENT ACQ...	TREAS STRIP...	Inv Purchased	247,405.50	6,243,024.90
General Journal	05/12/2021	WIRE	INVESTMENT ACQ...	TREAS STRIP...	Inv Purchased	250,182.66	6,490,430.40
General Journal	05/13/2021	WIRE	INVESTMENT LIQUI...	TREAS STRIP...	Inv Matured	-0.66	6,740,613.06
General Journal	06/16/2021	WIRE	INVESTMENT ACQ...	FHLB CUSIP ...	Inv Purchased	500,000.00	6,740,612.40
General Journal	07/15/2021	WIRE	INVESTMENT ACQ...	US TREASUR...	Inv Purchased	249,246.25	7,240,612.40

460

9:44 AM

01/24/22

Accrual Basis

### Mason County Treasurer's Office

## Account QuickReport

As of December 31, 2021

Type	Date	Num	Name	Memo	Split	Amount	Balance
General Journal	07/15/2021	WIRE	INVESTMENT ACQ...	US TREASUR...	Inv Purchased	249,813.75	7,739,672.40
General Journal	08/18/2021	WIRE	INVESTMENT ACQ...	US TREASUR...	Inv Purchased	247,578.75	7,987,251.15
General Journal	10/07/2021	WIRE	INVESTMENT LIQUI...	FHLM CUSIP ...	Inv Called	-250,000.00	7,737,251.15
General Journal	10/13/2021	WIRE	INVESTMENT ACQ...	US TREASUR...	Inv Purchased	248,805.50	7,986,056.65
General Journal	10/13/2021	WIRE	INVESTMENT ACQ...	US TREASUR...	Inv Purchased	248,490.00	8,234,546.65
General Journal	11/03/2021	WIRE	INVESTMENT ACQ...	FFCB CUSIP ...	Inv Purchased	500,000.00	8,734,546.65
General Journal	11/18/2021	WIRE	INVESTMENT ACQ...	US TREASUR...	Inv Purchased	249,214.25	8,983,760.90
General Journal	11/18/2021	WIRE	INVESTMENT ACQ...	FHLB CUSIP ...	Inv Purchased	495,407.50	9,479,168.40
General Journal	12/16/2021	WIRE	INVESTMENT ACQ...	US TREAS C...	Inv Purchased	248,411.00	9,727,579.40
Total 800000030 - TDC - AGENCY BONDS						4,629,808.05	9,727,579.40
Total STATE POOL INVESTMENT LEDGER						8,787,949.67	202,373,669.68
<b>TOTAL</b>						<b>8,787,949.67</b>	<b>202,373,669.68</b>

47

Mason County Treasurer's Office  
 Account QuickReport  
 As of December 31, 2021

(Debt Report)

Type	Date	Num	Name	Memo	Split	Amount	Balance
<b>BONDS &amp; LOANS - MASON COUNTY</b>							24,086,087.75
<b>WATER METER BEARDS COVE '18A</b>							
General Journal	06/15/2021	WIRE	USDA Rural Develop...	\$2,217.00 M-...	Bond Principal ...	-1,218.00	161,292.00
General Journal	12/15/2021	WIRE	USDA Rural Develop...	\$2,201.00 M-8...	Bond Principal ...	-1,234.00	160,074.00
Total WATER METER BEARDS COVE '18A						-2,452.00	158,840.00
<b>BELFAIR WASTEWATER DOE L0400005</b>							
General Journal	03/20/2021	CHECK	WA STATE DEPART...	WT #8077850 ...	Bond Principal ...	-9,126.63	134,213.11
General Journal	08/18/2021	CHECK	WA STATE DEPART...	WT #8082838 ...	Bond Principal ...	-9,195.29	125,086.48
Total BELFAIR WASTEWATER DOE L0400005						-18,321.92	115,891.19
<b>BELFAIR WASTEWATER DOE L1200025</b>							
General Journal	08/30/2021	CHECK	WA STATE DEPART...	WT #0808087...	Bond Principal ...	-3,531.16	110,718.12
General Journal	12/15/2021	CHECK	WA STATE DEPART...	WT #8084356 ...	Bond Principal ...	-3,577.31	107,186.96
Total BELFAIR WASTEWATER DOE L1200025						-7,108.47	103,609.65
<b>NBCI WASTEWATER L0000021</b>							
General Journal	03/01/2021	CHECK	WA STATE DEPART...	WT #8077850 ...	Bond Principal	-187,694.75	563,084.31
General Journal	08/18/2021	CHECK	WA STATE DEPART...	WT #8082838 ...	Bond Principal	-187,694.75	375,389.56
Total NBCI WASTEWATER L0000021						-375,389.50	187,694.81
<b>REET1 TO BLDG #8 RESO #65-10</b>							
General Journal	06/01/2021	Transfer	Mason County Public...	\$7,378.59 M-...	Bond Principal ...	-30,545.38	338,990.58
General Journal	07/20/2021	Transfer	Mason County Public...	\$939.82 M-76...	Bond Principal ...	-308,445.20	308,445.20
Total REET1 TO BLDG #8 RESO #65-10						-338,990.58	0.00
<b>MASON COUNTY LTGO 2021 REF BD</b>							
General Journal	05/27/2021	WIRE	Cashmere Valley Bank	2021 REF BD ...	Opening Bal Eq...	3,167,955.00	3,167,955.00
General Journal	11/30/2021	WIRE	Cashmere Valley Bank	M-79819 \$25,...	Bond Principal ...	-284,205.00	2,883,750.00
Total MASON COUNTY LTGO 2021 REF BD						2,883,750.00	2,883,750.00
<b>MASON COUNTY LTGO 2020B REF BD</b>							
General Journal	06/01/2021	WIRE	NORTH CASCADE ...	M-75105 \$17,...	Bond Interest P...		1,175,385.00
General Journal	11/30/2021	WIRE	NORTH CASCADE ...	M-79812 \$14,...	Bond Principal ...	-29,195.00	1,175,385.00
Total MASON COUNTY LTGO 2020B REF BD						-29,195.00	1,146,190.00
<b>MASON COUNTY LTGO 2020A REF BD</b>							
General Journal	06/10/2021	CHECK	Columbia State Bank	\$84,145.02 M-...	Bond Interest P...		7,259,095.00
General Journal	11/30/2021	CHECK	Columbia Bank	\$70,776.18 M-...	Bond Principal ...	-792,375.00	7,259,095.00
Total MASON COUNTY LTGO 2020A REF BD						-792,375.00	6,466,720.00
<b>WATER METER BEARDS COVE '19</b>							
General Journal	02/05/2021	WIRE	USDA Rural Develop...	M-72003 \$16...	Bond Principal ...	-716.44	105,315.59
General Journal	08/05/2021	WIRE	USDA Rural Develop...	M-76904 \$1,6...	Bond Principal ...	-727.63	104,599.15
Total WATER METER BEARDS COVE '19						-1,444.07	103,871.52
<b>MAS0144-2-1 PUBLIC WKS BD FUND</b>							
General Journal	06/01/2021	WIRE	US BANK	\$146,875.00 M...	Bond Principal ...	-725,000.00	5,875,000.00
General Journal	11/30/2021	WIRE	US BANK	\$128,750.00	Bond Interest P...		5,150,000.00
Total MAS0144-2-1 PUBLIC WKS BD FUND						-725,000.00	5,150,000.00
<b>N Bay/Case Inlet LTGO REF 2017</b>							
General Journal	06/01/2021	WIRE	US BANK	72,037.50 M-7...	Bond Interest P...		4,060,000.00
General Journal	11/30/2021	WIRE	US BANK	\$72,037.50 M-...	Bond Principal ...	-125,000.00	4,060,000.00
Total N Bay/Case Inlet LTGO REF 2017						-125,000.00	3,935,000.00
<b>Belfair Wastewater Reclamation</b>							
General Journal	05/27/2021	WIRE	US BANK	M-74998 REF...	Bond Principal	-3,160,000.00	3,160,000.00
General Journal	06/01/2021	WIRE	US BANK	\$54,008.13 M...	Bond Interest P...		0.00
Total Belfair Wastewater Reclamation						-3,160,000.00	0.00
<b>Mason County LP_2016B Phone Sys</b>							
General Journal	06/01/2021	WIRE	US BANK	\$1,199.85	Bond Principal ...	-47,994.04	47,994.04
Total Mason County LP_2016B Phone Sys						-47,994.04	0.00
<b>Mason County LTGO 2013 B - Jail</b>							
General Journal	06/01/2021	WIRE	US BANK	\$31,333.43 M...	Bond Interest P...		1,095,000.00
General Journal	11/30/2021	WIRE	US BANK	\$31,333.43 M-...	Bond Principal ...	-75,000.00	1,095,000.00
Total Mason County LTGO 2013 B - Jail						-75,000.00	1,020,000.00



9:28 AM

01/24/22

Accrual Basis

Mason County Treasurer's Office  
Account QuickReport  
As of December 31, 2021

Type	Date	Num	Name	Memo	Split	Amount	Balance
Total Mason County LTGO 2013 B - Jail						-75,000.00	1,020,000.00
Total BONDS & LOANS - MASON COUNTY						-2,814,520.58	21,271,567.17
<b>TOTAL</b>						<b>-2,814,520.58</b>	<b>21,271,567.17</b>

49