



Mason County Finance Committee Report

2022 Third Quarters (July - September) Submitted November 7th, 2022

Mason County Finance Committee
 Lisa Frazier, Mason County Treasurer
 Paddy McGuire, Mason County Auditor
 Kevin Shutty, Mason County Commissioner

RCW 36.48.070

County finance committee — Approval of investment policy and debt policy — Rules.

The county treasurer, the county auditor, and the chair of the county legislative authority, ex officio, shall constitute the county finance committee. The county treasurer shall act as chair of the committee and the county auditor as secretary thereof. The committee shall keep a full and complete record of all its proceedings in appropriate books of record and all such records and all correspondence relating to the committee shall be kept in the office of the county auditor and shall be open to public inspection. The committee shall approve a county investment policy and a debt policy and shall make appropriate rules and regulations for the carrying out of the provisions of RCW 36.48.010 through 36.48.060, not inconsistent with law.

36.48.010

Depositaries to be designated by treasurer.

36.48.040

Depositaries to be designated by treasurer -- Deposited funds deemed in county treasury.

36.48.050

Depositaries to be designated by treasurer -- Treasurer's liability and bond additional.

36.48.060

Definition -- "Financial institution."

CE CASH BALANCE AS OF

September 30, 2022	\$	25,256,375.27	<i>Note: + \$5,409,380.14 for same period 2021</i>
June 30, 2022	\$	26,471,237.85	<i>Note: + \$6,456,265.59 for same period 2021</i>
March 31, 2022	\$	21,405,230.21	<i>Note: + \$6,495,776.02 for same period 2021</i>
December 31, 2021	\$	21,535,957.13	<i>Note: + \$5,430,352.61 for same period 2020</i>
September 30, 2021	\$	19,846,995.13	<i>Note: + \$7,277,278.20 for same period 2020</i>
June 30, 2021	\$	20,014,972.26	<i>Note: + \$6,644,755.76 for same period 2020</i>
March 31, 2021	\$	14,910,454.19	<i>Note: + \$5,024,574.64 for same period 2020</i>
December 31, 2020	\$	16,105,604.52	<i>Note: + \$4,029,284.40 for same period 2019</i>
December 31, 2019	\$	12,076,320.12	<i>Note: + \$4,242,643.62 for same period 2018</i>
December 31, 2018	\$	7,833,676.50	<i>Note: + \$3,730,693.46 for same period 2017</i>

GENERAL FUND RESERVE AND CONTINGENCY POLICY 2021-034

Year	2021 Expenditures	Percentage	Policy Balance	Cash 9/30/2022	Difference	Less Contingency
General Operating 2022	\$38,456,162.00	15%	\$5,768,424.30	\$ 25,256,375.27	\$ 19,487,950.97	\$ 18,487,950.97
General Operating 2022	\$38,456,162.00	20%	\$7,691,232.40	\$ 25,256,375.27	\$ 17,565,142.87	\$ 16,565,142.87
General Operating 2022	\$38,456,162.00	25%	\$9,614,040.50	\$ 25,256,375.27	\$ 15,642,334.77	\$ 14,642,334.77
Contingency Reserve 2022	\$1,000,000.00	n/a	\$1,000,000.00			

CASH & INVESTMENTS	
TREASURER'S REGULAR CHECKING ACCOUNT COLUMBIA BANK	\$ 17,745,288.67
IMPREST ACCOUNTS	\$ 66,025.00
TREASURER'S INVESTED FUNDS TOTAL (see breakdown below)	\$ 225,306,468.60

TOTAL CASH & INVESTMENTS AS OF June 30, 2022	\$ 243,117,782.27	9/30/2022	9/30/2022	9/30/2022	9/30/2022	9/30/2022
	COST	MARKET VALUE	GAIN/LOSS	PORTFOLIO %	PORTFOLIO %	Rating
INVESTMENT PORTFOLIO	\$ 232,603,870.22	\$ 231,897,912.39	\$ (705,957.83)	100.00%		
FEDERAL HOME LOAN BANK (FHLB)	\$ 2,493,879.25	\$ 2,276,145.00	\$ (217,734.25)	1.07%		S&P AA+
FEDERAL FARM CREDIT (FFCB)	\$ 2,493,033.50	\$ 2,325,312.50	\$ (167,721.00)	1.07%		S&P AA+
FEDERAL NATIONAL MORTGAGE ASSOCIATION (FNMA)	\$ 473,355.50	\$ 440,015.00	\$ (33,340.50)	0.20%		S&P AA+
FEDERAL HOME LOAN MORTGAGE COMPANY (FHLMC)	\$ 1,498,295.50	\$ 1,407,699.50	\$ (90,596.00)	0.64%		S&P AA+
MUNICIPAL BONDS	\$ 1,266,560.90	\$ 1,253,712.70	\$ (12,848.20)	0.54%		S&P A-/AA+
US TREASURIES	\$ 3,976,347.88	\$ 3,793,930.78	\$ (182,417.10)	1.71%		Moody's Aaa
(TREAS DAILY CASH) WA STATE LGIP	\$ 44,232,890.78	\$ 44,232,890.78	\$ -	19.02%		Not Rated
(CO DEPARTMENTS/TAXING DISTRICTS) WA STATE LGIP SAVINGS	\$ -	\$ -	\$ -	0.00%		PDPC Approved
CERTIFICATE OF DEPOSIT - WELLS FARGO	\$ 250,000.00	\$ 248,699.22	\$ (1,300.78)	0.11%		PDPC Approved
REGISTERED WARRANTS (INT RATE %)	\$ -	\$ -	\$ -	0.00%		Debt Policy Approved

BENCHMARK: 90 Day T-Bill Rate	September 30, 2022	3.29%
Savings		
State Pool Rate	September 30, 2022	2.56%
Market Rate Yield Agency/Treasury	September 30, 2022	0.86%

HISTORIC LGIP POOL RATES	2016-2017	0.26% - 1.28%
	2018-2019	1.28% - 2.20%
	2020-2021	1.72% - .08%
	2022-	.09% - 2.56%

FEDERAL RESERVE RATES	2021	.00% - .25%
	2022	.07% - 3.25%

INVESTMENT INTEREST COLLECTIONS					
YEAR	BUDGETED			COLLECTED	DIFFERENCE
2017	\$ 150,000.00			\$ 340,721.77	\$ 190,721.77
2018	\$ 300,000.00			\$ 670,553.69	\$ 370,553.69
2019	\$ 600,000.00			\$ 882,551.28	\$ 282,551.28
2020	\$ 800,000.00			\$ 436,545.18	\$ (363,454.82)
2021	\$ 500,000.00			\$ 124,051.45	\$ (375,948.55)
2022	\$ 250,000.00			\$ 312,299.45	\$ 62,299.45

TREASURER'S BANKING COSTS					
YEAR		COLUMBIA BANK	BONY MELLON	YEAR PD	
1/1/2017 through 11/30/2017		\$ 13,475.35	\$ 1,198.00	2017	
12/1/2017 through 11/30/2018		\$ 13,248.39	\$ 1,981.00	2018	
12/1/2018 through 11/30/2019		\$ -	\$ 3,105.00	2019	
12/1/2019 through 11/30/2020		\$ -	\$ 2,595.00	2020	
12/1/2020 through 11/30/2021		\$ -	\$ 2,110.00	2021	
12/1/2021 through 9/30/2022		\$ -	\$ 2,403.00	2022	

County Debt Recap

As of May 27, 2021

Remaining Non Voted Debt Capacity	\$	107,238,013.00
Voted Debt Capacity	\$	95,923,650.00
Remaining Debt Capacity	\$	203,161,663.00

County Debt Outstanding as of 9/30/2022 \$ **20,298,909.08**

See detailed report attached

* most debt payments have an interest payment June 1
and a principle payment on December 1

Finance Committee Business

OLD BUSINESS:

Project Funding Update- Loretta Swanson
Skokomish River Restoration

Still in real estate acquisition phase. Possibility of construction summer of 2023 more likely 2024. Once construction is awarded a loan will be needed to make a lump sum payment for the local share of construction. Loan will be reimbursed through a grant.

Belfair Wastewater System -

Review cash flow projection - Contractor has been issued "notice to proceed" and has one year to construct. Bid was \$4.23 million. \$1.5 million in ARPA funding will be used for the project, the remainder paid through the PWB Commerce Loan. There will be a need for a small short term loan for monthly progress payments to the contractor prior to Commerce reimbursement. Question - Use ARPA funds as bridge loan?

NEW BUSINESS:

Revue and Approve - Mason County Debt Policy - **no proposed changes**

Information Only - US Senate Bill 4295 - mandating governments to report financial information using uniform reporting categories or "data standards"

Respectfully Submitted:

Elisabeth (Lisa) Frazier

Mason County Treasurer



Mason County Treasurer
 Elisabeth (Lisa) Frazier
 PO Box 429, 411 N 5th Street
 Shelton, WA 98584
 360-427-9670 ext 475

Financial Statement
 September 2022

001.000000.000.000 CURRENT EXPENSE FUND

Beginning Cash Balance **\$24,848,613.91**

Tax Collections	\$182,642.71	
Accounts Receivable/Misc Receipts	\$3,102,215.29	
Transfers In	\$0.00	
Total Revenue		\$3,284,858.00
Accounts Payable/Warrants	\$2,877,096.64	
Transfers Out	\$0.00	
Total Expense		\$2,877,096.64

Ending Cash Balance **\$25,256,375.27**

Investment Activity

9/1/2022	Beginning Investments Balance	\$0.00
	Investments Acquired	\$0.00
	Investments Sold	\$0.00
9/30/2022	Ending Investments Balance	\$0.00

Total Cash and Investments **\$25,256,375.27**



Mason County Treasurer
 Elisabeth (Lisa) Frazier
 PO Box 429, 411 N 5th Street
 Shelton, WA 98584
 360-427-9670 ext 475

Financial Statement
 September 2022

800.000000.000.000 TREASURER'S DAILY CASH

Beginning Cash Balance **-\$36,698,632.65**

Tax Collections	\$0.00	
Accounts Receivable/Misc Receipts	\$0.00	
Transfers In	\$15,428,000.00	
Total Revenue		\$15,428,000.00

Accounts Payable/Warrants	\$0.00	
Transfers Out	\$8,428,696.70	
Total Expense		\$8,428,696.70

Ending Cash Balance **-\$29,699,329.35**

Investment Activity

9/1/2022	Beginning Investments Balance	\$63,683,666.61
	Investments Acquired	\$8,428,696.70
	Investments Sold	\$15,428,000.00
9/30/2022	Ending Investments Balance	\$56,684,363.31

Total Cash and Investments **\$26,985,033.96**

Investment Statement Balance Sheet

Date: 9/30/2022

BYN MELLON Custodian	Treasurer's Cash Sheet	
Statement Investments Held	Custodial Investments	Difference
\$ 12,451,472.53	\$ 12,451,472.53	\$ -

Difference: Investment

Balanced by: HB



BNY MELLON

The Bank of New York Mellon Trust Company, N.A.

Account Statement

Statement Period 09/01/2022 Through 09/30/2022

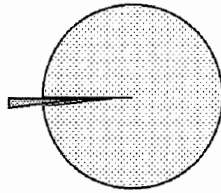
Account 232530 Base Currency = USD
MASON COUNTY TREASURER

CLIENT SERVICE MANAGER:
JACKSONVILLE, FL 32256

Go Paperless.
Securely access your accounts online to view your statements. Ask your BNY Mellon contact how we can help you access your account balances and activity in real time, receive your reports, enter your own transactions or submit an audit confirmation online. Also be sure to ask how NEXEN(SM) Gateway, our new cloud-based ecosystem, can help you.

Visit us at www.bnymellon.com

Account Overview



9

Summary of Assets Held by Asset Classification

Asset Classification	Market Value	Cost	Accrued Income	Estimated Annual Income	Market Yield
FIXED INCOME	11,496,815.48	12,201,472.53	26,040.42	95,952.50	0.83 %
CASH AND SHORT TERM	248,699.22	250,000.00	182.19	4,750.00	1.91 %
ACCOUNT TOTALS	11,745,514.70	12,451,472.53	26,222.61	100,702.50	0.86 %

Summary of Cash Transactions by Transaction Category

Transaction Category	Current Period		Year-to-Date	
	Income	Principal	Income	Principal
OPENING BALANCE	22,457.23 -	22,457.23	21,478.95 -	21,478.95
INTEREST	5,237.17	0.00	52,607.12	0.00
MUNICIPAL BOND INTEREST	0.00	0.00	5,138.25	0.00
SALES AND REDEMPTIONS	0.00	0.00	924.50	1,499,075.50



BNY MELLON

The Bank of New York Mellon Trust Company, N.A.

Statement Period 09/01/2022 Through 09/30/2022
 Account 232530 Base Currency = USD
 MASON COUNTY TREASURER

Summary of Cash Transactions by Transaction Category - Continued

Transaction Category	Current Period			Year-to-Date		
	Income	Principal	Realized Gains/Losses	Income	Principal	Principal
OTHER CASH ADDITIONS	0.00	521,269.13	0.00	0.00	4,221,874.03	4,221,874.03
OTHER CASH DISBURSEMENTS	5,237.17 -	0.00	0.00	58,669.87 -	1,505,755.99 -	1,505,755.99 -
PURCHASES	1,922.13 -	519,347.00 -	0.00	2,900.41 -	4,212,293.13 -	4,212,293.13 -
CLOSING BALANCE	24,379.36 -	24,379.36	0.00	24,379.36 -	24,379.36	24,379.36

The above cash transactions summary is provided for information purposes only and may not reflect actual taxable income or deductible expenses as reportable under the Internal Revenue Code.



BNY MELLON

The Bank of New York Mellon Trust Company, N.A.

Statement Period 09/01/2022 Through 09/30/2022
Account 232530 Base Currency = USD
MASON COUNTY TREASURER

Statement of Assets Held by Asset Classification

Shares/Par Value	Asset Description	Market Price	Market Value	Cost	Average Cost	Accrued Income	Estimated Income	Market Yield
FIXED INCOME								
510,000.000	WASHINGTON HIGHER EDUCATION FACILITIES AUTHORITY CUSIP: 9397812X7 MATURITY DATE: 10/01/2022 RATE: 2.015% S&P A-	100.00000	510,000.00 ✓	512,748.90 ✓	100.53900	5,138.25	10,276.50	2.02%
250,000.000	FEDERAL FARM CREDIT BANKS FUNDING CORP CUSIP: 3133EMHES MATURITY DATE: 11/30/2022 RATE: 0.170% MOODY'S Aaa	99.41800	248,545.00 ✓	250,000.00 ✓	100.00000	142.85	425.00	0.17%
500,000.000	UNITED STATES TREASURY STRIP COUPON CUSIP: 912833LL2 MATURITY DATE: 02/15/2023 RATE: 0.000%	98.70700	493,535.00 ✓	495,364.50 ✓	99.07290	0.00	0.00	0.00%
500,000.000	UNITED STATES TREASURY NOTE/BOND CUSIP: 912828ZD5 MATURITY DATE: 03/15/2023 RATE: 0.500% MOODY'S Aaa	98.50800	492,540.00 ✓	494,989.50 ✓	98.99790	110.50	2,500.00	0.51%
250,000.000	UNITED STATES TREASURY NOTE/BOND CUSIP: 91282CCK5 MATURITY DATE: 06/30/2023 RATE: 0.125% MOODY'S Aaa	97.08600	242,715.00 ✓	249,214.25 ✓	99.68570	78.97	312.50	0.13%
250,000.000	FEDERAL FARM CREDIT BANKS FUNDING CORP CUSIP: 3133EMS37 MATURITY DATE: 07/14/2023 RATE: 0.125% MOODY'S Aaa	96.72900	241,822.50 ✓	243,337.25 ✓	97.33490	66.84	312.50	0.13%
250,000.000	UNITED STATES TREASURY NOTE/BOND CUSIP: 91282CCU3 MATURITY DATE: 08/31/2023 RATE: 0.125% MOODY'S Aaa	96.30500	240,762.50 ✓	248,411.00 ✓	99.36440	26.76	312.50	0.13%
517,000.000	UNITED STATES TREASURY NOTE/BOND CUSIP: 91282CDA6 MATURITY DATE: 09/30/2023 RATE: 0.250% MOODY'S Aaa	96.09400	496,805.98 ✓	498,802.63 ✓	96.48020	3.55	1,292.50	0.26%
250,000.000	FEDERAL HOME LOAN MORTGAGE CORP CUSIP: 3137EAEY1 MATURITY DATE: 10/16/2023 RATE: 0.125% MOODY'S Aaa	95.71100	239,277.50 ✓	249,127.75 ✓	99.65110	143.23	312.50	0.13%
250,000.000	UNITED STATES TREASURY NOTE/BOND CUSIP: 91282CBA8	95.17600	237,940.00 ✓	249,246.25 ✓	99.69850	92.21	312.50	0.13%



BNY MELLON
The Bank of New York Mellon Trust Company, N.A.

Statement Period 09/01/2022 Through 09/30/2022
Account 232530 Base Currency = USD
MASON COUNTY TREASURER

Statement of Assets Held by Asset Classification - Continued

Shares/Par Value	Asset Description	Market Price	Market Value	Cost	Average Cost	Accrued Income	Estimated Income	Market Yield
530,000.000	MATURITY DATE: 12/15/2023 RATE: 0.125% MOODY'S Aaa GRANT COUNTY PUBLIC UTILITY DISTRICT NO 2 PRIEST RAPIDS HYDROELECTRIC PROJECT CUSIP: 387883YG0 MATURITY DATE: 01/01/2024 RATE: 1.920% MOODY'S Aa3 S&P AA	96.95900	513,882.70	519,347.00	97.99000	2,544.00	10,176.00	1.98%
250,000.000	FEDERAL FARM CREDIT BANKS FUNDING CORP CUSIP: 3133EMM19 RATE: 0.190% MOODY'S Aaa S&P AA	94.62900	236,572.50	249,925.75	99.97030	105.56	475.00	0.20%
250,000.000	FEDERAL HOME LOAN BANKS CUSIP: 3130AFW94 MATURITY DATE: 02/13/2024 RATE: 2.500% MOODY'S Aaa S&P AA+	97.74800	244,370.00	249,191.50	99.67660	833.33	6,250.00	2.56%
250,000.000	FEDERAL FARM CREDIT BANKS FUNDING CORP CUSIP: 3133EMBE1 MATURITY DATE: 03/28/2024 RATE: 0.300% MOODY'S Aaa S&P AA+	93.94500	234,862.50	250,000.00	100.00000	6.25	750.00	0.32%
250,000.000	FEDERAL FARM CREDIT BANKS FUNDING CORP CUSIP: 3133EMGF3 MATURITY DATE: 05/16/2024 RATE: 0.350% MOODY'S Aaa S&P AA+	93.50600	233,765.00	250,000.00	100.00000	328.13	875.00	0.37%
250,000.000	UNITED STATES TREASURY NOTE/BOND CUSIP: 91282CCG4 MATURITY DATE: 06/15/2024 RATE: 0.250% MOODY'S Aaa S&P AA+	93.41800	233,545.00	248,805.50	99.52220	184.43	625.00	0.27%
250,000.000	FEDERAL HOME LOAN MORTGAGE CORP CUSIP: 3134GXVX9 MATURITY DATE: 06/28/2024 RATE: 2.500% MOODY'S Aaa S&P AA+	98.08000	245,200.00	250,000.00	100.00000	1,614.58	6,250.00	2.55%
250,000.000	UNITED STATES TREASURY NOTE/BOND CUSIP: 91282CCL3 MATURITY DATE: 07/15/2024 RATE: 0.375% MOODY'S Aaa	93.39500	233,487.50	249,813.75	99.92550	198.71	937.50	0.40%

12

Statement Period 09/01/2022 Through 09/30/2022
 Account 232530 Base Currency = USD
 MASON COUNTY TREASURER

BNY MELLON
 The Bank of New York Mellon Trust Company, N.A.

Statement of Assets Held by Asset Classification - Continued

Shares/Par Value	Asset Description	Market Price	Market Value	Cost	Average Cost	Accrued Income	Estimated Income	Market Yield
250,000.000	UNITED STATES TREASURY STRIP COUPON CUSIP: 912833LS7 Maturity Date: 08/15/2024 Rate: 0.000%	92.54700	231,367.50	247,405.50	98.96220	0.00	0.00	0.00%
500,000.000	FEDERAL HOME LOAN BANKS CUSIP: 3130AQRPO Maturity Date: 08/23/2024 Rate: 1.400% MOODY'S Aaa S&P AA+	94.28800	471,440.00	500,000.00	100.00000	738.89	7,000.00	1.48%
250,000.000	FEDERAL FARM CREDIT BANKS FUNDING CORP CUSIP: 3133EK6JO Maturity Date: 11/08/2024 Rate: 1.625% MOODY'S Aaa S&P AA+	94.81500	237,037.50	250,000.00	100.00000	1,613.72	4,062.50	1.71%
250,000.000	FEDERAL FARM CREDIT BANKS FUNDING CORP CUSIP: 3133EMQQ8 Maturity Date: 11/12/2024 Rate: 0.300% MOODY'S Aaa S&P AA+	91.56600	228,915.00	249,906.75	99.96270	289.58	750.00	0.33%
250,000.000	PIERCE COUNTY SCHOOL DISTRICT NO 10 TACOMA CUSIP: 720424ZS2 Maturity Date: 12/01/2024 Rate: 0.693% MOODY'S Aaa S&P AA+	91.93200	229,830.00	234,465.00	93.78600	577.50	1,732.50	0.75%
250,000.000	FEDERAL HOME LOAN MORTGAGE CORP CUSIP: 3134GXGY4 Maturity Date: 12/23/2024 Rate: 0.375% MOODY'S Aaa S&P AA+	100.13480	250,337.00	250,337.00	100.13480	255.21	937.50	0.37%
250,000.000	FEDERAL HOME LOAN BANKS CUSIP: 3130AKMR4 Maturity Date: 01/15/2025 Rate: 0.330% MOODY'S Aaa S&P AA+	90.86000	227,150.00	250,000.00	100.00000	174.17	825.00	0.36%
250,000.000	UNITED STATES TREASURY NOTE/BOND CUSIP: 912828ZL7 Maturity Date: 04/30/2025 Rate: 0.375% MOODY'S Aaa S&P AA+	90.60200	226,505.00	248,044.25	99.21770	392.32	937.50	0.41%
500,000.000	FEDERAL HOME LOAN MORTGAGE CORP CUSIP: 3134GVYP7 Maturity Date: 05/27/2025 Rate: 0.500% MOODY'S Aaa	89.95100	449,755.00	499,013.50	99.80270	861.11	2,500.00	0.56%

13

Statement Period 09/01/2022 Through 09/30/2022
 Account 232530 Base Currency = USD
 MASON COUNTY TREASURER

BNY MELLON
 The Bank of New York Mellon Trust Company, N.A.

Statement of Assets Held by Asset Classification - Continued

Shares/Par Value	Asset Description	Market Price	Market Value	Cost	Average Cost	Accrued Income	Estimated Income	Market Yield
250,000.000	FEDERAL NATIONAL MORTGAGE ASSOCIATION CUSIP: 3135G05X7 MATURITY DATE: 08/25/2025 RATE: 0.375% MOODY'S Aaa S&P AA+	89.43000	223,575.00 ✓	246,443.75 ✓	98.57750	93.75	937.50	0.42%
250,000.000	FEDERAL HOME LOAN MORTGAGE CORP CUSIP: 3137EAEX3 MATURITY DATE: 09/23/2025 RATE: 0.375% MOODY'S Aaa S&P AA+	89.25200	223,130.00 ✓	249,817.25 ✓	99.92690	20.83	937.50	0.42%
250,000.000	UNITED STATES TREASURY NOTE/BOND CUSIP: 91282CBC4 MATURITY DATE: 12/31/2025 RATE: 0.375% MOODY'S Aaa S&P AA+	88.44100	221,102.50 ✓	247,578.75 ✓	99.03150	236.92	937.50	0.42%
250,000.000	FEDERAL FARM CREDIT BANKS FUNDING CORP CUSIP: 3133EMQX3 MATURITY DATE: 02/17/2026 RATE: 0.590% MOODY'S Aaa S&P AA+	87.90500	219,762.50 ✓	249,863.75 ✓	99.94550	180.28	1,475.00	0.67%
250,000.000	FEDERAL HOME LOAN BANKS CUSIP: 3130ALLEY6 MATURITY DATE: 03/04/2026 RATE: 0.800% MOODY'S Aaa S&P AA+	88.28400	220,710.00 ✓	249,280.25 ✓	99.71210	150.00	2,000.00	0.91%
260,000.000	UNITED STATES TREASURY STRIP COUPON CUSIP: 912833LZ1 MATURITY DATE: 05/15/2026 RATE: 0.000% FEDERAL HOME LOAN BANKS CUSIP: 3130AMM41 MATURITY DATE: 06/16/2026 RATE: 1.000% MOODY'S Aaa S&P AA+	85.99800	223,594.80 ✓	250,182.00 ✓	96.22385	0.00	0.00	0.00%
500,000.000	FEDERAL HOME LOAN BANKS CUSIP: 3130ANEL0 MATURITY DATE: 08/12/2026 RATE: 1.000% MOODY'S Aaa S&P AA+	88.13800	440,690.00 ✓	500,000.00 ✓	100.00000	1,458.33	5,000.00	1.13%
500,000.000	UNITED STATES TREASURY NOTE/BOND CUSIP: 91282CCZ2 MATURITY DATE: 09/30/2026 RATE: 0.875% MOODY'S Aaa S&P AA+	87.72700	438,635.00 ✓	495,407.50 ✓	99.08150	680.56	5,000.00	1.14%
250,000.000	UNITED STATES TREASURY NOTE/BOND CUSIP: 91282CCZ2 MATURITY DATE: 09/30/2026 RATE: 0.875% MOODY'S Aaa S&P AA+	88.01200	220,030.00 ✓	248,490.00 ✓	99.39600	6.01	2,187.50	0.99%

Statement Period 09/01/2022 Through 09/30/2022
 Account 232530 Base Currency = USD
 MASON COUNTY TREASURER

BNY MELLON
 The Bank of New York Mellon Trust Company, N.A.

Statement of Assets Held by Asset Classification - Continued

Shares/Par Value	Asset Description	Market Price	Market Value	Cost	Average Cost	Accrued Income	Estimated Income	Market Yield
500,000.000	FEDERAL FARM CREDIT BANKS FUNDING CORP CUSIP: 3133ENDC1 MATURITY DATE: 11/03/2026 RATE: 1.330% MOODY'S Aaa S&P AA+	88.80600	444,030.00	500,000.00	100.00000	2,733.89	6,650.00	1.50%
250,000.000	FEDERAL NATIONAL MORTGAGE ASSOCIATION CUSIP: 3135G06L2 MATURITY DATE: 12/18/2026 RATE: 0.875% MOODY'S Aaa S&P AA+	86.57600	216,440.00	226,911.75	90.76470	625.87	2,187.50	1.01%
250,000.000	FEDERAL HOME LOAN BANKS CUSIP: 3130ARJM4 MATURITY DATE: 04/21/2027 RATE: 3.000% MOODY'S Aaa S&P AA+	93.26000	233,150.00	250,000.00	100.00000	3,333.33	7,500.00	3.22%
Total FIXED INCOME			11,496,815.48	12,201,472.53		26,040.42	95,952.50	0.83%
250,000.000	WELLS FARGO NATL BK WEST LA 17JAN23 CUSIP: 949495AQ8 MATURITY DATE: 01/17/2023 RATE: 1.900%	99.47969	248,699.22	250,000.00	100.00000	182.19	4,750.00	1.91%
Total CASH AND SHORT TERM			248,699.22	250,000.00		182.19	4,750.00	1.91%
ACCOUNT TOTALS			11,745,514.70	12,451,472.53		26,222.61	100,702.50	0.86%

Total Market Value Plus Total Accrued Income 11,771,737.31

Statement of Transactions by Transaction Date

Transaction Date	Transaction Description	Income	Principal	Cost	Realized Gains/Losses
09/01/22	ACCOUNT OPENING PERIOD BALANCE	22,457.23-	22,457.23	11,932,125.53	
09/06/22	Interest FEDERAL HOME LOAN BANKS RATE: 0.800% MATURITY: 03/04/26 TRADE DATE 09/04/22 SET/DATE 09/04/22 CUSIP 3130ALEY6 250,000,000 SHARES	1,000.00	0.00	0.00	0.00
09/06/22	Cash Debit BNF: MASON COUNTY TREASURER SHELTON MAIN NOTPROVIDED	1,000.00-	0.00	0.00	0.00



BNY MELLON

The Bank of New York Mellon Trust Company, N.A.

Statement Period 09/01/2022 Through 09/30/2022
Account 232530 Base Currency = USD
MASON COUNTY TREASURER

Statement of Transactions by Transaction Date - Continued

Transaction Date	Transaction Description	Income	Principal	Cost	Realized Gains/Losses
09/06/22	DETAIL: WIRE TO COLUMBIA BANK FROM BNYM CUS DETAIL: TODAY ACCOUNT CREDIT MASON COUNTY TR A/C WITH: COLUMBIA S TATE BANK 98402, WASHINGTON, US	22,457.23	22,457.23	11,932,125.53	0.00
09/09/22	ACCOUNT CLOSING DAILY BALANCE Purchase GRANT COUNTY PUBLIC UTILITY DISTRICT NO 2 PRIEST RAPIDS HYDROELECTRIC PROJECT RATE: 1.920% MATURITY: 01/01/24 TRADE DATE 09/07/22 SET/DATE 09/09/22 CUSIP 387883YG0 530,000,000 SHARES Cash Credit ORD CUST: 7000799739 MASON COUNTY TREASURER PO BOX 429 ORD INST: COLUMBIA STATE BANK 1102 BROADWAY PLAZA DETAIL: MASON COUNTY TREASURERATTN: LAUREN BAN DETAIL: /BNF/MASON COUNTY TREASURERATTN: LAUREN DEHNER BNY C DETAIL: UST RRN - O/B COLUMBIA BAN IMA:20220909L5LFCB1C000018 FTS:DF2209090884700	1,922.13	519,347.00	519,347.00	0.00
09/09/22	ACCOUNT CLOSING DAILY BALANCE	0.00	521,269.13	0.00	0.00
09/09/22	ACCOUNT CLOSING DAILY BALANCE	24,379.36	24,379.36	12,451,472.53	0.00
09/15/22	Interest UNITED STATES TREASURY NOTE/BOND RATE: 0.500% MATURITY: 03/15/23 TRADE DATE 09/15/22 SET/DATE 09/15/22 CUSIP 912828ZD5 500,000,000 SHARES Cash Debit BNF: MASON COUNTY TREASURER SHELTON MAIN NOTPROVIDED DETAIL: WIRE TO COLUMBIA BANK FROM BNYM CUS DETAIL: TODAY ACCOUNT CREDIT MASON COUNTY TR A/C WITH: COLUMBIA S TATE BANK 98402, WASHINGTON, US	1,250.00	0.00	0.00	0.00
09/15/22	ACCOUNT CLOSING DAILY BALANCE	1,250.00	0.00	0.00	0.00
09/15/22	ACCOUNT CLOSING DAILY BALANCE	24,379.36	24,379.36	12,451,472.53	0.00



BNY MELLON

The Bank of New York Mellon Trust Company, N.A.

Statement Period 09/01/2022 Through 09/30/2022
Account 232530 Base Currency = USD
MASON COUNTY TREASURER

Statement of Transactions by Transaction Date - Continued

Transaction Date	Transaction Description	Income	Principal	Cost	Realized Gains/Losses
09/19/22	Interest WELLS FARGO NATL BK WEST LA 17JAN23 RATE: 1.900% MATURITY: 01/17/23 TRADE DATE 09/17/22 SET/DATE 09/17/22 CUSIP 949495AQ8 250,000.000 SHARES Cash Debit BNF: MASON COUNTY TREASURER SHELTON MAIN NOTPROVIDED DETAIL: WIRE TO COLUMBIA BANK FROM BNYM CUS DETAIL: TODY ACCOUNT CREDIT MASON COUNTY TR	403.42	0.00	0.00	0.00
09/19/22	BNF: MASON COUNTY TREASURER SHELTON MAIN NOTPROVIDED DETAIL: WIRE TO COLUMBIA BANK FROM BNYM CUS DETAIL: TODY ACCOUNT CREDIT MASON COUNTY TR	403.42-	0.00	0.00	0.00
09/19/22	ACCOUNT CLOSING DAILY BALANCE	24,379.36-	24,379.36	12,451,472.53	0.00
09/23/22	Interest FEDERAL HOME LOAN MORTGAGE CORP RATE: 0.375% MATURITY: 09/23/25 TRADE DATE 09/23/22 SET/DATE 09/23/22 CUSIP 3137EAEX3 250,000.000 SHARES Cash Debit BNF: MASON COUNTY TREASURER SHELTON MAIN NOTPROVIDED DETAIL: WIRE TO COLUMBIA BANK FROM BNYM CUS DETAIL: TODY ACCOUNT CREDIT MASON COUNTY TR	468.75	0.00	0.00	0.00
09/23/22	BNF: MASON COUNTY TREASURER SHELTON MAIN NOTPROVIDED DETAIL: WIRE TO COLUMBIA BANK FROM BNYM CUS DETAIL: TODY ACCOUNT CREDIT MASON COUNTY TR	468.75-	0.00	0.00	0.00
09/23/22	ACCOUNT CLOSING DAILY BALANCE	24,379.36-	24,379.36	12,451,472.53	0.00
09/28/22	Interest FEDERAL FARM CREDIT BANKS FUNDING CORP RATE: 0.300% MATURITY: 03/28/24 TRADE DATE 09/28/22 SET/DATE 09/28/22 CUSIP 3133EMBE1 250,000.000 SHARES Cash Debit BNF: MASON COUNTY TREASURER SHELTON MAIN NOTPROVIDED DETAIL: WIRE TO COLUMBIA BANK FROM BNYM CUS DETAIL: TODY ACCOUNT CREDIT MASON COUNTY TR	375.00	0.00	0.00	0.00
09/28/22	BNF: MASON COUNTY TREASURER SHELTON MAIN NOTPROVIDED DETAIL: WIRE TO COLUMBIA BANK FROM BNYM CUS DETAIL: TODY ACCOUNT CREDIT MASON COUNTY TR	375.00-	0.00	0.00	0.00



BNY MELLON

The Bank of New York Mellon Trust Company, N.A.

Statement Period 09/01/2022 Through 09/30/2022
Account 232530 Base Currency = USD
MASON COUNTY TREASURER

Statement of Transactions by Transaction Date - Continued

Transaction Date	Transaction Description	Income	Principal	Cost	Realized Gains/Losses
09/28/22	A/C WITH: COLUMBIA S TATE BANK 98402, WASHINGTON, US	24,379.36-	24,379.36	12,451,472.53	0.00
09/30/22	ACCOUNT CLOSING DAILY BALANCE	1,093.75	0.00	0.00	0.00
09/30/22	Interest UNITED STATES TREASURY NOTE/BOND RATE: 0.875% MATURITY: 09/30/26 TRADE DATE 09/30/22 SET/DATE 09/30/22 CUSIP 91282CCZ2 250,000.000 SHARES	646.25	0.00	0.00	0.00
09/30/22	Interest UNITED STATES TREASURY NOTE/BOND RATE: 0.250% MATURITY: 09/30/23 TRADE DATE 09/30/22 SET/DATE 09/30/22 CUSIP 91282CDA6 517,000.000 SHARES Cash Debit	1,740.00-	0.00	0.00	0.00
09/30/22	BNF: MASON COUNTY TREASURER SHELTON MAIN NOT PROVIDED DETAIL: WIRE TO COLUMBIA BANK FROM BNYM CUS TR DETAIL: TODAY ACCOUNT CREDIT MASON COUNTY				
09/30/22	A/C WITH: COLUMBIA S TATE BANK 98402, WASHINGTON, US	24,379.36-	24,379.36	12,451,472.53	0.00
09/30/22	ACCOUNT CLOSING DAILY BALANCE	24,379.36-	24,379.36	12,451,472.53	0.00
09/30/22	ACCOUNT CLOSING PERIOD BALANCE	24,379.36-	24,379.36	12,451,472.53	0.00

18

Cumulative realized capital gain and loss position from 12/31/2021 for securities held in principal of account:

Short Term: 924.50 * Long Term: 10,675.50 *

* The above gain and loss position does not include transactions where tax cost information is incomplete or unavailable.

Statement Period 09/01/2022 Through 09/30/2022
Account 232530 Base Currency = USD
MASON COUNTY TREASURER



BNY MELLON

The Bank of New York Mellon Trust Company, N.A.

19

Cash and securities set forth on this Account Statement are held by The Bank of New York Mellon, an affiliate of The Bank of New York Mellon Trust Company, N.A. In addition, The Bank of New York Mellon Trust Company, N.A. may utilize subsidiaries and affiliates to provide services and certain products to the Account. Subsidiaries and affiliates may be compensated for their services and products.

The value of securities set forth on this Account Statement are obtained by The Bank of New York Mellon from unaffiliated third parties (including independent pricing vendors) ("third party pricing services"). The Bank of New York Mellon which determines such values for Corporate Trust on the basis of market prices and information obtained by The Bank of New York Mellon from unaffiliated third parties (including independent pricing vendors) ("third party pricing services"). The Bank of New York Mellon has not verified such market values or information and makes no assurances as to the accuracy or correctness of such market values or information or that the market values set forth on this Account Statement reflect the value of the securities that can be realized upon the sale of such securities. In addition, the market values for the securities set forth in this Account Statement may differ from the market prices and information for the same securities used by other business units of The Bank of New York Mellon Trust Company, N.A., The Bank of New York Mellon or their respective subsidiaries or affiliates based upon market prices and information received from other third party pricing services utilized by such other business units. Corporate Trust does not compare its market values with those used by, or reconcile different market values used by, other business units of The Bank of New York Mellon Trust Company, N.A., The Bank of New York Mellon or their respective subsidiaries or affiliates. Neither The Bank of New York Mellon Trust Company, N.A. nor The Bank of New York Mellon shall be liable for any loss, damage or expense incurred as a result of or arising from or related to the market values or information provided by third party pricing services or the differences in market prices or information provided by other third party pricing services.

2:35 PM

10/12/22

Accrual Basis

Mason County Treasurer's Office
Account QuickReport
As of September 30, 2022

Type	Date	Num	Name	Memo	Split	Amount	Balance
STATE POOL INVESTMENT LEDGER							11,932,125.53
800000030 - TDC - AGENCY BONDS							11,932,125.53
General Journal	09/09/2022	WIRE	INVESTMENT ACQ...	GRANT CO P...	Inv Purchased	519,347.00	12,451,472.53
Total 800000030 - TDC - AGENCY BONDS						519,347.00	12,451,472.53
Total STATE POOL INVESTMENT LEDGER						519,347.00	12,451,472.53
TOTAL						519,347.00	12,451,472.53

Investment Statement Balance Sheet

Date: 9/30/2022

Local Government Investment

Pool (LGIP) Statement	Treasurer's Cash Sheet	
Investments	LGIP Investments	Difference
\$ 220,619,740.04	\$ 220,152,397.69	\$ (467,342.35)

Difference:

September Investment Interest Earned

Balanced by: HB

Local Government Investment Pool
Statement of Account for No: 10230
Primary Account
September 2022

LISA FRAZIER
MASON COUNTY
PO BOX 429
SHELTON, WA 98584-8584

44,232,890.780 +
175,919,506.91 +
220,152,397.69 *

Date	Description	Comment	Deposits	Withdrawals	Balance
09/01/2022	Beginning Balance				226,048,002.53
09/01/2022	Deposit		3,000,000.00		229,048,002.53
09/06/2022	Withdrawal			413,672.39	228,634,330.14
09/08/2022	Withdrawal			4,843,858.01	223,790,472.13
09/09/2022	Withdrawal			2,992,338.03	220,798,134.10
09/12/2022	Deposit		1,203,920.18		222,002,054.28
09/21/2022	Withdrawal			1,266,446.74	220,735,607.54
09/22/2022	Withdrawal			3,242,000.00	217,493,607.54
09/30/2022	Deposit		2,658,790.15		220,152,397.69
09/30/2022	Month End Balance				220,152,397.69
	September Earnings	Daily Factor Earnings	467,342.35		
	Net Ending Balance				220,619,740.04

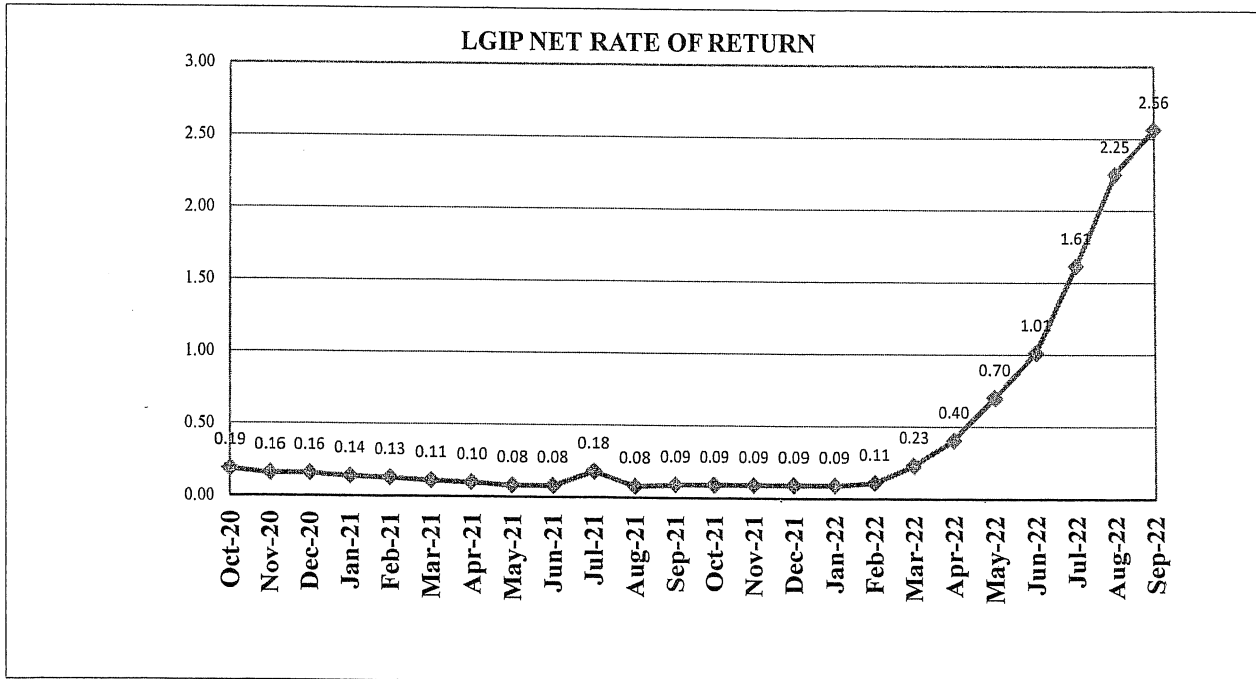
Account Summary

Beginning Balance:	226,048,002.53	Gross Earnings:	468,536.34
Deposits:	6,862,710.33	Administrative Fee:	1,193.99
Withdrawals:	12,758,315.17	Net Earnings:	467,342.35
Month End Balance:	220,152,397.69		
Administrative Fee Rate:	0.0065 %	Net Ending Balance:	220,619,740.04
Gross Earnings Rate:	2.5649 %		
Net Earnings Rate:	2.5584 %	Average Daily Balance:	222,251,630.05

**WASHINGTON STATE
LOCAL GOVERNMENT INVESTMENT POOL
September 30, 2022**

Investment Type	Average Balance Sep-22	Sep-22 Percentage	Average Balance CY 2022	2022 Percentage
Agency Bullets	0.00	0.00%	9,523,798.47	0.04%
Agency Discount Notes	1,916,598,567.56	8.82%	1,804,508,167.06	8.02%
Agency Floating Rate Notes	5,284,313,037.65	24.33%	4,494,838,338.17	19.99%
Agency Variable Rate Notes	0.00	0.00%	732,600.73	0.00%
Certificates of Deposit	37,125,000.00	0.17%	60,478,479.86	0.27%
IB Bank Deposit	1,660,502,868.30	7.64%	1,780,432,850.84	7.92%
Repurchase Agreements	4,715,166,666.66	21.71%	3,709,487,179.47	16.49%
SOFR Floating Rate Notes	0.00	0.00%	0.00	0.00%
Supras - Bullets	0.00	0.00%	14,670,929.73	0.07%
Supras - Discount Notes	320,573,710.65	1.48%	431,595,645.66	1.92%
Supras- Floating Rate Notes	0.00	0.00%	0.00	0.00%
Supras - Variables	0.00	0.00%	0.00	0.00%
Term Repurchase Agreements	20,000,000.00	0.09%	584,065,934.07	2.60%
U.S. Treasury Securities	7,095,740,702.66	32.67%	8,744,453,688.01	38.88%
US Treasury Floating Rate Notes	672,352,130.45	3.10%	855,777,844.20	3.81%
Total Avg Daily Balance	21,722,372,683.94	100.00%	22,490,565,456.26	100.00%

avg Days to Maturity 18 days



rates are calculated on a 365-day basis

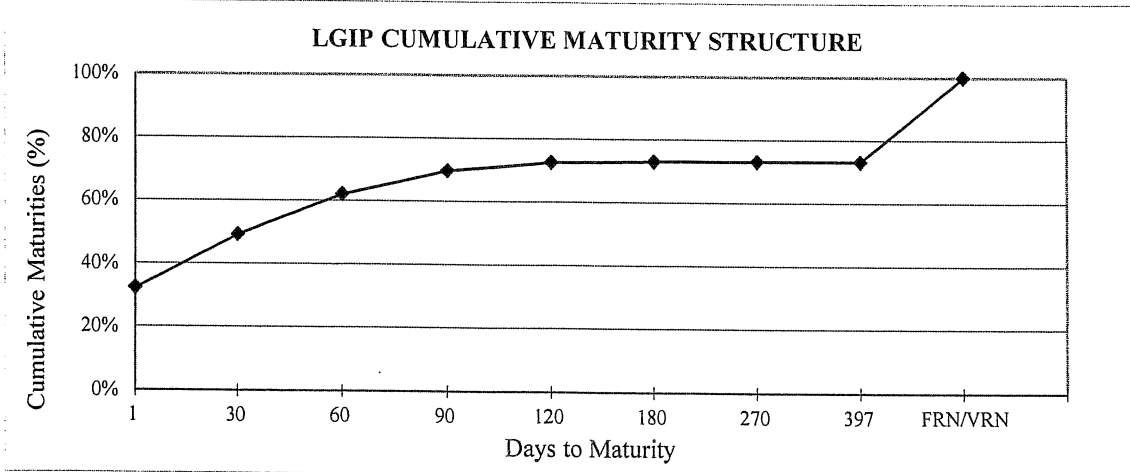
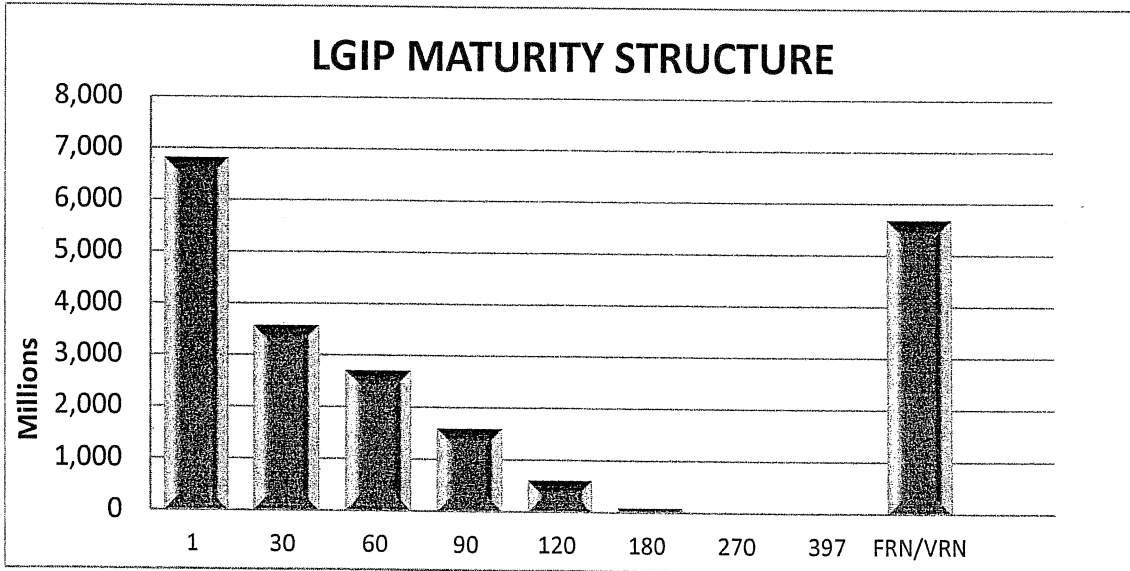
**WASHINGTON STATE
LOCAL GOVERNMENT INVESTMENT POOL
September 30, 2022**

<u>DAYS TO MATURITY</u>	<u>\$ MATURING (PAR VALUE)*</u>	<u>% MATURING</u>	<u>CUMULATIVE % MATURING</u>
1	6,811.00	32.2%	32.2%
2-30	3,585.00	17.0%	49.2%
31-60	2,711.68	12.8%	62.1%
61-90	1,600.00	7.6%	69.6%
91-120	617.13	2.9%	72.5%
121-180	100.00	0.5%	73.0%
181-270	10.00	0.0%	73.1%
271-397	0.00	0.0%	73.1%
FRN/VRN	5,688.51	26.9%	100.0%

PORTFOLIO TOTAL:

21,123.32

* Amounts in millions of dollars



Mason County, WA

Investment Activity LGIP Effective Date From: 9/1/2022 to 9/30/2022

Fund Code	Account Name	Account Description	Beginning Balance	Investments		Ending Balance
				Acquired	Liquidated	
103-000000-000-000	RURAL SALES & USE TAX FUND	CASH IN INVESTMENTS	1,915,917.00	0.00	0.00	1,915,917.00
104-000000-000-000	AUDITOR'S O&M FUND	CASH IN INVESTMENTS	350,000.00	0.00	0.00	350,000.00
105-000000-000-000	COUNTY ROAD	CASH IN INVESTMENTS	10,621,000.00	0.00	0.00	10,621,000.00
106-000000-000-000	PATHS & TRAILS RESERVE	CASH IN INVESTMENTS	165,000.00	0.00	0.00	165,000.00
109-000000-000-000	ELECTION EQUIPMENT HOLDING FND	CASH IN INVESTMENTS	245,000.00	0.00	0.00	245,000.00
118-000000-000-000	ABATEMENT/REPAIR/DEMOLITION	CASH IN INVESTMENTS	277,631.00	0.00	0.00	277,631.00
120-000000-000-000	REET ELECTRONIC TECHNOLOGY	CASH IN INVESTMENTS	88,465.00	0.00	0.00	88,465.00
155-000000-000-000	MASON COUNTY	CASH IN INVESTMENTS	4,000,000.00	0.00	0.00	4,000,000.00
163-000000-000-000	LODGING TAX (HOTEL/MOTEL)	CASH IN INVESTMENTS	125,000.00	500,000.00	0.00	625,000.00
164-000000-000-000	MENTAL HEALTH	CASH IN INVESTMENTS	1,817,616.00	0.00	0.00	1,817,616.00
180-000000-000-000	TREASURER'S M&O FUND	CASH IN INVESTMENTS	107,500.00	0.00	0.00	107,500.00
190-000000-000-000	VETERAN'S ASSISTANCE FUND	CASH IN INVESTMENTS	157,570.00	0.00	862.13	156,707.87
194-000000-000-000	MASON LAKE AQUATIC WEEDS MGMT	CASH IN INVESTMENTS	85,509.00	0.00	0.00	85,509.00
195-000000-000-000	MASON COUNTY	CASH IN INVESTMENTS	16,081.00	0.00	0.00	16,081.00
199-000000-000-000	ISLAND LAKE MGMT DISTRICT #1	CASH IN INVESTMENTS	21,607.00	0.00	0.00	21,607.00
205-000000-000-000	PUBLIC WKS FACILITY BOND '07	CASH IN INVESTMENTS	111,750.00	0.00	0.00	111,750.00
215-000000-000-000	MASON CTY LTGO 2013 BOND	CASH IN INVESTMENTS - POOL	164,881.00	0.00	0.00	164,881.00
250-000000-000-000	MC 2008 LTGO BOND FUND	CASH IN INVESTMENTS	271,878.00	0.00	0.00	271,878.00
350-000000-000-000	REET 1 CAPITAL IMPROVEMENTS	CASH IN INVESTMENTS	1,681,156.00	0.00	0.00	1,681,156.00
351-000000-000-000	REET 2 CAPITAL IMPROVEMENTS	CASH IN INVESTMENTS	5,325,650.00	0.00	0.00	5,325,650.00
402-000000-000-000	MASON COUNTY LANDFILL	CASH IN INVESTMENTS	1,840,049.00	0.00	0.00	1,840,049.00
403-000000-000-000	N.BAY/CASE INLET UTILITY	CASH IN INVESTMENTS	1,830,839.00	0.00	0.00	1,830,839.00
411-000000-000-000	RUSTLEWOOD SEWER & WATER	CASH IN INVESTMENTS	90,000.00	0.00	0.00	90,000.00
412-000000-000-000	BEARDS COVE WATER	CASH IN INVESTMENTS	595,000.00	0.00	0.00	595,000.00
413-000000-000-000	BELFAIR WW & WATER RECLAMATION	CASH IN INVESTMENTS	1,400,000.00	0.00	0.00	1,400,000.00
428-000000-000-000	CUM RESERVE LANDFILL	CASH IN INVESTMENTS	442,352.00	0.00	2,788.03	439,563.97
429-000000-000-000	RESERVE BEARDS COVE	CASH IN INVESTMENTS	185,919.41	0.00	0.00	185,919.41
501-000000-000-000	EQUIPMENT RENTAL & REVOLVING	CASH IN INVESTMENTS	3,365,000.00	0.00	0.00	3,365,000.00
662-001010-000-000	CEMETERY DISTRICT #1	CASH IN INVESTMENTS	72,000.00	0.00	0.00	72,000.00
665-003010-000-000	FIRE DISTRICT #3 EXPENSE FUND	CASH IN INVESTMENTS	3,000.00	0.00	0.00	3,000.00
665-003020-000-000	FIRE DISTRICT #3 RESERVE FUND	CASH IN INVESTMENTS	147,850.54	0.00	0.00	147,850.54
665-003040-000-000	FIRE DISTRICT #3 EMS FUND	CASH IN INVESTMENTS	253,439.91	0.00	0.00	253,439.91
665-004020-000-000	FIRE DISTRICT #4 RESERVE FUND	CASH IN INVESTMENTS	150,461.92	0.00	0.00	150,461.92
665-006020-000-000	FIRE DISTRICT #6 RESERVE FUND	CASH IN INVESTMENTS	125,419.63	0.00	0.00	125,419.63
665-010010-000-000	FIRE DISTRICT #10 EXPENSE	CASH IN INVESTMENTS - POOL	2,435,703.01	0.00	50,000.00	2,385,703.01
665-010030-000-000	FIRE DIST #10 CONSTR FUND	CASH IN INVESTMENTS	546,330.24	0.00	146,069.82	400,260.42
665-011010-000-000	FIRE DISTRICT #11 EXPENSE FUND	CASH IN INVESTMENTS	192,202.67	0.00	0.00	192,202.67
665-011040-000-000	FIRE DISTRICT #11 EMS FUND	CASH IN INVESTMENTS	210,610.83	0.00	0.00	210,610.83
665-012010-000-000	FIRE DISTRICT #12 EXPENSE FUND	CASH IN INVESTMENTS	3,000.00	0.00	0.00	3,000.00

25

Mason County, WA

Investment Activity LGIP Effective Date From: 9/1/2022 to 9/30/2022

665-012020-000-000	FIRE DISTRICT #12 RESERVE FUND	18,726.64	0.00	0.00	18,726.64
665-012040-000-000	FIRE DISTRICT #12 EMS FUND	9,765.38	0.00	0.00	9,765.38
665-012060-000-000	FIRE DISTRICT #12 BOND FUND	3,301.67	0.00	0.00	3,301.67
665-013020-000-000	FIRE DISTRICT #13 RESERVE FUND	2,131.03	0.00	0.00	2,131.03
665-016010-000-000	FIRE DISTRICT #16 EXPENSE FUND	5,248.67	0.00	0.00	5,248.67
665-016020-000-000	FIRE DISTRICT #16 RESERVE FUND	50,942.08	0.00	0.00	50,942.08
665-016040-000-000	FIRE DISTRICT #16 EMS FUND	700.00	0.00	0.00	700.00
665-017010-000-000	FIRE DISTRICT #17 EXPENSE FUND	30,531.68	0.00	0.00	30,531.68
665-017040-000-000	FIRE DISTRICT #17 EMS FUND	86,665.44	0.00	0.00	86,665.44
665-018010-000-000	FIRE DISTRICT #18 EXPENSE FUND	144,511.04	0.00	0.00	144,511.04
665-018020-000-000	FIRE DISTRICT #18 RESERVE FUND	137,916.00	0.00	0.00	137,916.00
665-018040-000-000	FIRE DISTRICT #18 EMS FUND	116,362.33	0.00	0.00	116,362.33
665-018060-000-000	FIRE DISTRICT #18 BOND FUND	23.43	0.00	0.00	23.43
668-010010-000-000	MASON COUNTY TRANSIT	16,250,000.00	0.00	0.00	16,250,000.00
670-000010-000-000	PORT OF ALLYN EXPENSE FUND	8,814.73	0.00	2,500.00	6,314.73
670-005010-000-000	PORT OF ALLYN INDUSTRIAL DEV	21,123.36	0.00	0.00	21,123.36
670-006010-000-000	PORT OF ALLYN WATER SYSTEM	537.00	0.00	0.00	537.00
670-010010-000-000	PORT OF DEWATTO	200,000.00	0.00	0.00	200,000.00
670-020010-000-000	PORT OF GRAPEVIEW	836.62	70,000.00	0.00	70,836.62
670-020030-000-000	PORT OF GRAPEVIEW CAPL. CONST.	7,832.30	0.00	0.00	7,832.30
670-030010-000-000	PORT OF HOODSPORT	226,952.17	0.00	0.00	226,952.17
675-001010-000-000	HOSPITAL DISTRICTS	2,228,958.53	5,600.93	1,289,650.38	944,909.08
675-001015-000-000	PHD #1 ADMINISTRATIVE FUND	77,685,020.96	3,144,020.29	0.00	80,829,041.25
675-001020-000-000	PUB.HOSP.#1 EMPLOYEES MED BEN	62,829.13	81.67	0.00	62,910.80
675-001035-000-000	MGH FUNDED DEPRECIATION	5,267,050.68	7,156.84	0.00	5,274,207.52
675-001064-000-000	SERIES 2019 BOND PROJECT FUND	3,376,675.08	4,570.29	0.00	3,381,245.37
675-002015-000-000	HOSPITAL #2	680,000.00	0.00	0.00	680,000.00
685-042010-000-000	SCHOOL DISTRICT #42 GENERAL	394,819.29	0.00	0.00	394,819.29
685-042030-000-000	SCHOOL DIST. #42 CAP. PROJECT	524.67	0.00	0.00	524.67
685-042060-000-000	SCHOOL DIST. #42 DEBT. SERVICE	46,166.60	0.00	0.00	46,166.60
685-042080-000-000	SCHOOL DISTRICT #42 ASB	1,683.69	0.00	0.00	1,683.69
685-042090-000-000	SCHOOL DISTRICT #42 TRANS VEHI	216.95	0.00	0.00	216.95
685-054010-000-000	SCHOOL DISTRICT #54 GENERAL	462,608.07	0.00	200,000.00	262,608.07
685-054030-000-000	SCHOOL DIST. #54 CAP. PROJECT	132,665.01	0.00	0.00	132,665.01
685-054060-000-000	SCHOOL DISTRICT #54 DEBIT SERV	432,499.00	0.00	0.00	432,499.00
685-054090-000-000	SCHOOL DISTRICT #54 ASB FUND	4,894.72	0.00	0.00	4,894.72
685-054090-000-000	SCHOOL DISTRICT #54 TRANS VEHI	79,603.80	26,000.00	0.00	105,603.80
685-309030-000-000	SCHOOL DIST. #309 CAP PROJECT	4,485.23	0.00	0.00	4,485.23
685-309050-000-000	SD. #309 TRUST & AGENCY FUND	235,849.71	0.00	0.00	235,849.71
685-309060-000-000	SCHOOL DIST. #309 DEBT SERVICE	2,732,041.86	0.00	0.00	2,732,041.86
685-309080-000-000	SCHOOL DISTRICT #309 ASB FUND	392,473.38	0.00	0.00	392,473.38

Mason County Treasurer's Office

Account QuickReport

10/20/22

As of September 30, 2022

Accrual Basis

Type	Date	Num	Name	Memo	Split	Amount	Balance
STATE POOL INVESTMENT LEDGER							202,373,669.68
205-PW FACILITY BOND							0.00
General Journal	08/11/2022	WIRE	INVESTMENT ACQ...		Inv Deposit	111,750.00	111,750.00
Total 205-PW FACILITY BOND						111,750.00	111,750.00
155-AMERICAN RESCUE PLAN ACT							4,569,000.00
General Journal	04/21/2022	WIRE	INVESTMENT LIQUI...		Inv Withdrawl	-203,000.00	4,366,000.00
General Journal	07/20/2022	WIRE	INVESTMENT LIQUI...		Inv Withdrawl	-366,000.00	4,000,000.00
Total 155-AMERICAN RESCUE PLAN ACT						-569,000.00	4,000,000.00
665018060 - FIRE DIST #18 BOND							23.43
Total 665018060 - FIRE DIST #18 BOND							23.43
195 - SPENCER LAKE MANAGEMENT							7,127.43
General Journal	01/10/2022	WIRE	INVESTMENT ACQ...		Inv Deposit	61.24	7,188.67
General Journal	02/25/2022	WIRE	INVESTMENT LIQUI...		Inv Withdrawl	-31.00	7,157.67
General Journal	03/10/2022	WIRE	INVESTMENT ACQ...		Inv Deposit	500.33	7,658.00
General Journal	04/07/2022	WIRE	INVESTMENT ACQ...		Inv Deposit	1,300.00	8,958.00
General Journal	05/13/2022	WIRE	INVESTMENT ACQ...		Inv Deposit	6,700.00	15,658.00
General Journal	06/16/2022	WIRE	INVESTMENT ACQ...		Inv Deposit	540.00	16,198.00
General Journal	07/14/2022	WIRE	INVESTMENT LIQUI...		Inv Withdrawl	-17.88	16,180.12
General Journal	07/28/2022	WIRE	INVESTMENT LIQUI...		Inv Withdrawl	-100.00	16,080.12
General Journal	08/11/2022	WIRE	INVESTMENT ACQ...		Inv Deposit	100.88	16,181.00
General Journal	08/17/2022	WIRE	INVESTMENT LIQUI...		Inv Withdrawl	-100.00	16,081.00
Total 195 - SPENCER LAKE MANAGEMENT						8,953.57	16,081.00
675001064 - PHD #1 2019 SERIES							5,056,166.11
General Journal	01/18/2022	WIRE	INVESTMENT ACQ...		Inv Deposit	340.53	5,056,506.64
General Journal	02/23/2022	WIRE	INVESTMENT ACQ...		Inv Deposit	370.84	5,056,877.48
General Journal	03/10/2022	WIRE	INVESTMENT ACQ...		Inv Deposit	370.63	5,057,248.11
General Journal	04/06/2022	WIRE	INVESTMENT ACQ...		Inv Deposit	398.77	5,057,646.88
General Journal	04/15/2022	WIRE	INVESTMENT LIQUI...		Inv Withdrawl	-870,497.64	4,187,149.24
General Journal	04/22/2022	WIRE	INVESTMENT LIQUI...		Inv Withdrawl	-697,234.74	3,489,914.50
General Journal	05/04/2022	WIRE	INVESTMENT LIQUI...		Inv Withdrawl	-120,283.04	3,369,631.46
General Journal	05/09/2022	WIRE	INVESTMENT ACQ...		Inv Deposit	921.91	3,370,553.37
General Journal	06/07/2022	WIRE	INVESTMENT ACQ...		Inv Deposit	1,412.35	3,371,965.72
General Journal	07/06/2022	WIRE	INVESTMENT ACQ...		Inv Deposit	1,969.18	3,373,934.90
General Journal	08/05/2022	WIRE	INVESTMENT ACQ...		Inv Deposit	2,740.18	3,376,675.08
General Journal	09/08/2022	WIRE	INVESTMENT ACQ...		Inv Deposit	4,570.29	3,381,245.37
Total 675001064 - PHD #1 2019 SERIES						-1,674,920.74	3,381,245.37
675002015-HOSPITAL #2							680,000.00
Total 675002015-HOSPITAL #2							680,000.00
685311060-SD#311 DEBT SERVICE							623.60
General Journal	01/31/2022	WIRE	INVESTMENT ACQ...		Inv Deposit	0.04	623.64
General Journal	02/28/2022	WIRE	INVESTMENT ACQ...		Inv Deposit	0.05	623.69
General Journal	03/31/2022	WIRE	INVESTMENT ACQ...		Inv Deposit	0.05	623.74
General Journal	04/29/2022	WIRE	INVESTMENT ACQ...		Inv Deposit	0.05	623.79
General Journal	05/31/2022	WIRE	INVESTMENT ACQ...		Inv Deposit	0.11	623.90
General Journal	06/30/2022	WIRE	INVESTMENT ACQ...		Inv Deposit	0.20	624.10
General Journal	07/28/2022	WIRE	INVESTMENT ACQ...		Inv Deposit	0.35	624.45
General Journal	08/31/2022	WIRE	INVESTMENT ACQ...		Inv Deposit	0.49	624.94
General Journal	09/30/2022	WIRE	INVESTMENT ACQ...		Inv Deposit	0.81	625.75
Total 685311060-SD#311 DEBT SERVICE						2.15	625.75
103 - RURAL CO SALES & USE TAX							1,265,121.69
General Journal	01/10/2022	WIRE	INVESTMENT ACQ...		Inv Deposit	86,000.00	1,351,121.69
General Journal	02/10/2022	WIRE	INVESTMENT ACQ...		Inv Deposit	84,000.00	1,435,121.69
General Journal	02/25/2022	WIRE	INVESTMENT LIQUI...		Inv Withdrawl	-1,621.00	1,433,500.69
General Journal	03/10/2022	WIRE	INVESTMENT ACQ...		Inv Deposit	90,000.31	1,523,501.00
General Journal	04/07/2022	WIRE	INVESTMENT ACQ...		Inv Deposit	70,000.00	1,593,501.00
General Journal	04/21/2022	WIRE	INVESTMENT LIQUI...		Inv Withdrawl	-20,000.00	1,573,501.00
General Journal	05/13/2022	WIRE	INVESTMENT ACQ...		Inv Deposit	80,000.00	1,653,501.00
General Journal	06/16/2022	WIRE	INVESTMENT ACQ...		Inv Deposit	99,000.00	1,752,501.00
General Journal	07/20/2022	WIRE	INVESTMENT ACQ...		Inv Deposit	92,000.00	1,844,501.00
General Journal	07/28/2022	WIRE	INVESTMENT LIQUI...		Inv Withdrawl	-22,584.00	1,821,917.00
General Journal	08/11/2022	WIRE	INVESTMENT ACQ...		Inv Deposit	95,000.00	1,916,917.00
General Journal	08/17/2022	WIRE	INVESTMENT LIQUI...		Inv Withdrawl	-1,000.00	1,915,917.00
Total 103 - RURAL CO SALES & USE TAX						650,795.31	1,915,917.00
104 - AUDITOR'S O & M							148,438.41
General Journal	08/31/2022	WIRE	INVESTMENT ACQ...		Inv Deposit	201,561.59	350,000.00

28

Mason County Treasurer's Office
Account QuickReport
As of September 30, 2022

Type	Date	Num	Name	Memo	Split	Amount	Balance
Total 104 - AUDITOR'S O & M						201,561.59	350,000.00
105 - COUNTY ROAD							
General Journal	01/21/2022	WIRE	INVESTMENT LIQUI...		Inv Withdrawl	-1,500,000.00	9,253,650.46
General Journal	01/27/2022	WIRE	INVESTMENT LIQUI...		Inv Withdrawl	-500,000.00	7,753,650.46
General Journal	02/10/2022	WIRE	INVESTMENT ACQ...		Inv Deposit	46,349.54	7,300,000.00
General Journal	03/10/2022	WIRE	INVESTMENT ACQ...		Inv Deposit	190,000.00	7,490,000.00
General Journal	04/07/2022	WIRE	INVESTMENT ACQ...		Inv Deposit	479,000.00	7,969,000.00
General Journal	05/13/2022	WIRE	INVESTMENT ACQ...		Inv Deposit	4,000,000.00	11,969,000.00
General Journal	07/20/2022	WIRE	INVESTMENT ACQ...		Inv Deposit	31,000.00	12,000,000.00
General Journal	07/28/2022	WIRE	INVESTMENT LIQUI...		Inv Withdrawl	-1,000,000.00	11,000,000.00
General Journal	08/11/2022	WIRE	INVESTMENT ACQ...		Inv Deposit	121,000.00	11,121,000.00
General Journal	08/25/2022	WIRE	INVESTMENT LIQUI...		Inv Withdrawl	-500,000.00	10,621,000.00
Total 105 - COUNTY ROAD						1,367,349.54	10,621,000.00
106 - PATHS & TRAILS RESERVE							
Total 106 - PATHS & TRAILS RESERVE							165,000.00
109 - ELECTION EQUIP HOLDING							
Total 109 - ELECTION EQUIP HOLDING							145,000.00
General Journal	08/31/2022	WIRE	INVESTMENT ACQ...		Inv Deposit	100,000.00	245,000.00
Total 109 - ELECTION EQUIP HOLDING						100,000.00	245,000.00
118 - ABATEMENT REPAIR & DEMO							
Total 118 - ABATEMENT REPAIR & DEMO							277,620.97
General Journal	02/10/2022	WIRE	INVESTMENT ACQ...		Inv Deposit	114.16	277,735.13
General Journal	02/25/2022	WIRE	INVESTMENT LIQUI...		Inv Withdrawl	-282.00	277,453.13
General Journal	05/13/2022	WIRE	INVESTMENT ACQ...		Inv Deposit	150.00	277,603.13
General Journal	06/03/2022	WIRE	INVESTMENT LIQUI...		Inv Withdrawl	-272.13	277,331.00
General Journal	07/20/2022	WIRE	INVESTMENT ACQ...		Inv Deposit	300.00	277,631.00
General Journal	07/28/2022	WIRE	INVESTMENT LIQUI...		Inv Withdrawl	-100.00	277,531.00
General Journal	08/11/2022	WIRE	INVESTMENT ACQ...		Inv Deposit	400.00	277,931.00
General Journal	08/17/2022	WIRE	INVESTMENT LIQUI...		Inv Withdrawl	-250.00	277,681.00
General Journal	08/31/2022	WIRE	INVESTMENT LIQUI...		Inv Withdrawl	-50.00	277,631.00
Total 118 - ABATEMENT REPAIR & DEMO						10.03	277,631.00
120 - REET & PROPERTY TAX ADMIN							
Total 120 - REET & PROPERTY TAX ADMIN							87,224.38
General Journal	01/06/2022	WIRE	INVESTMENT LIQUI...		Inv Withdrawl	-8,360.00	78,864.38
General Journal	02/10/2022	WIRE	INVESTMENT ACQ...		Inv Deposit	2,016.59	80,880.97
General Journal	02/25/2022	WIRE	INVESTMENT LIQUI...		Inv Withdrawl	-1,016.00	79,864.97
General Journal	03/10/2022	WIRE	INVESTMENT ACQ...		Inv Deposit	1,065.00	81,065.00
General Journal	04/07/2022	WIRE	INVESTMENT ACQ...		Inv Deposit	1,700.00	82,765.00
General Journal	05/13/2022	WIRE	INVESTMENT ACQ...		Inv Deposit	2,200.00	84,965.00
General Journal	07/20/2022	WIRE	INVESTMENT ACQ...		Inv Deposit	2,900.00	87,865.00
General Journal	08/11/2022	WIRE	INVESTMENT ACQ...		Inv Deposit	1,800.00	89,665.00
General Journal	08/17/2022	WIRE	INVESTMENT LIQUI...		Inv Withdrawl	-1,200.00	88,465.00
Total 120 - REET & PROPERTY TAX ADMIN						1,240.62	88,465.00
163 - LODGING HOTEL/MOTEL TAX							
Total 163 - LODGING HOTEL/MOTEL TAX							125,000.00
General Journal	09/01/2022	WIRE	INVESTMENT ACQ...		Inv Deposit	500,000.00	625,000.00
Total 163 - LODGING HOTEL/MOTEL TAX						500,000.00	625,000.00
164 - MENTAL HEALTH							
Total 164 - MENTAL HEALTH							1,633,374.60
General Journal	01/10/2022	WIRE	INVESTMENT LIQUI...		Inv Withdrawl	-10,000.00	1,623,374.60
General Journal	01/27/2022	WIRE	INVESTMENT LIQUI...		Inv Withdrawl	-50,000.00	1,573,374.60
General Journal	02/10/2022	WIRE	INVESTMENT ACQ...		Inv Deposit	100,000.00	1,673,374.60
General Journal	02/25/2022	WIRE	INVESTMENT LIQUI...		Inv Withdrawl	-32,470.00	1,640,904.60
General Journal	03/10/2022	WIRE	INVESTMENT ACQ...		Inv Deposit	80,000.40	1,720,905.00
General Journal	03/24/2022	WIRE	INVESTMENT LIQUI...		Inv Withdrawl	-7,619.62	1,713,285.38
General Journal	04/07/2022	WIRE	INVESTMENT ACQ...		Inv Deposit	60,000.00	1,773,285.38
General Journal	05/13/2022	WIRE	INVESTMENT ACQ...		Inv Deposit	90,000.00	1,863,285.38
General Journal	05/17/2022	WIRE	INVESTMENT LIQUI...		Inv Withdrawl	-118,169.69	1,745,115.69
General Journal	05/19/2022	WIRE	INVESTMENT LIQUI...		Inv Withdrawl	-3,500.00	1,741,615.69
General Journal	06/16/2022	WIRE	INVESTMENT ACQ...		Inv Deposit	50,000.00	1,791,615.69
General Journal	07/20/2022	WIRE	INVESTMENT ACQ...		Inv Deposit	6,000.31	1,797,616.00
General Journal	08/11/2022	WIRE	INVESTMENT ACQ...		Inv Deposit	85,000.00	1,882,616.00
General Journal	08/23/2022	WIRE	INVESTMENT LIQUI...		Inv Withdrawl	-15,000.00	1,867,616.00
General Journal	08/25/2022	WIRE	INVESTMENT LIQUI...		Inv Withdrawl	-50,000.00	1,817,616.00
Total 164 - MENTAL HEALTH						184,241.40	1,817,616.00
180 - TREASURER'S M&O							
Total 180 - TREASURER'S M&O							55,770.01
General Journal	01/10/2022	WIRE	INVESTMENT LIQUI...		Inv Withdrawl	-5,000.00	50,770.01
General Journal	02/10/2022	WIRE	INVESTMENT ACQ...		Inv Deposit	10,000.00	60,770.01
General Journal	03/10/2022	WIRE	INVESTMENT ACQ...		Inv Deposit	14,285.99	75,056.00
General Journal	04/07/2022	WIRE	INVESTMENT ACQ...		Inv Deposit	90,000.00	165,056.00
General Journal	05/13/2022	WIRE	INVESTMENT ACQ...		Inv Deposit	20,000.00	185,056.00

29

Mason County Treasurer's Office
Account QuickReport
As of September 30, 2022

Type	Date	Num	Name	Memo	Split	Amount	Balance
General Journal	06/16/2022	WIRE	INVESTMENT ACQ...		Inv Deposit	1,200.00	186,256.00
General Journal	07/11/2022	WIRE	INVESTMENT LIQUI...		Inv Withdrawl	-1,276.07	184,979.93
General Journal	07/14/2022	WIRE	INVESTMENT LIQUI...		Inv Withdrawl	-814.08	184,165.85
General Journal	07/20/2022	WIRE	INVESTMENT LIQUI...		Inv Withdrawl	-4,165.85	180,000.00
General Journal	08/23/2022	WIRE	INVESTMENT LIQUI...		Inv Withdrawl	-2,500.00	177,500.00
General Journal	08/25/2022	WIRE	INVESTMENT LIQUI...		Inv Withdrawl	-70,000.00	107,500.00
Total 180 - TREASURER'S M&O						51,729.99	107,500.00
190 - VETERANS ASSISTANCE FUND							140,655.32
General Journal	01/06/2022	WIRE	INVESTMENT LIQUI...		Inv Withdrawl	-250.00	140,405.32
General Journal	01/27/2022	WIRE	INVESTMENT LIQUI...		Inv Withdrawl	-6,000.00	134,405.32
General Journal	02/25/2022	WIRE	INVESTMENT LIQUI...		Inv Withdrawl	-12,836.00	121,569.32
General Journal	03/10/2022	WIRE	INVESTMENT ACQ...		Inv Deposit	2,000.68	123,570.00
General Journal	05/13/2022	WIRE	INVESTMENT ACQ...		Inv Deposit	50,000.00	173,570.00
General Journal	06/30/2022	WIRE	INVESTMENT LIQUI...		Inv Withdrawl	-20,000.00	153,570.00
General Journal	07/20/2022	WIRE	INVESTMENT ACQ...		Inv Deposit	10,000.00	163,570.00
General Journal	08/17/2022	WIRE	INVESTMENT LIQUI...		Inv Withdrawl	-3,000.00	160,570.00
General Journal	08/31/2022	WIRE	INVESTMENT LIQUI...		Inv Withdrawl	-3,000.00	157,570.00
General Journal	09/30/2022	WIRE	INVESTMENT LIQUI...		Inv Withdrawl	-862.13	156,707.87
Total 190 - VETERANS ASSISTANCE FUND						16,052.55	156,707.87
194 - MASON LAKE LMD#2							68,634.62
General Journal	01/10/2022	WIRE	INVESTMENT ACQ...		Inv Deposit	342.28	68,976.90
General Journal	02/10/2022	WIRE	INVESTMENT ACQ...		Inv Deposit	31.30	69,008.20
General Journal	02/25/2022	WIRE	INVESTMENT LIQUI...		Inv Withdrawl	-480.00	68,528.20
General Journal	03/10/2022	WIRE	INVESTMENT ACQ...		Inv Deposit	700.80	69,229.00
General Journal	04/07/2022	WIRE	INVESTMENT ACQ...		Inv Deposit	3,000.00	72,229.00
General Journal	05/13/2022	WIRE	INVESTMENT ACQ...		Inv Deposit	16,000.00	88,229.00
General Journal	06/16/2022	WIRE	INVESTMENT ACQ...		Inv Deposit	1,280.00	89,509.00
General Journal	07/20/2022	WIRE	INVESTMENT LIQUI...		Inv Withdrawl	-4,000.00	85,509.00
General Journal	08/11/2022	WIRE	INVESTMENT ACQ...		Inv Deposit	500.00	86,009.00
General Journal	08/17/2022	WIRE	INVESTMENT LIQUI...		Inv Withdrawl	-500.00	85,509.00
Total 194 - MASON LAKE LMD#2						16,874.38	85,509.00
199 - ISLAND LAKE LMD#1							28,952.18
General Journal	01/10/2022	WIRE	INVESTMENT ACQ...		Inv Deposit	155.69	29,107.87
General Journal	02/25/2022	WIRE	INVESTMENT LIQUI...		Inv Withdrawl	-145.00	28,962.87
General Journal	03/10/2022	WIRE	INVESTMENT ACQ...		Inv Deposit	200.13	29,163.00
General Journal	04/07/2022	WIRE	INVESTMENT ACQ...		Inv Deposit	500.00	29,663.00
General Journal	05/13/2022	WIRE	INVESTMENT ACQ...		Inv Deposit	4,900.00	34,563.00
General Journal	06/16/2022	WIRE	INVESTMENT ACQ...		Inv Deposit	20.00	34,583.00
General Journal	07/14/2022	WIRE	INVESTMENT LIQUI...		Inv Withdrawl	-7,726.93	26,856.07
General Journal	07/28/2022	WIRE	INVESTMENT LIQUI...		Inv Withdrawl	-100.00	26,756.07
General Journal	08/11/2022	WIRE	INVESTMENT ACQ...		Inv Deposit	100.93	26,857.00
General Journal	08/17/2022	WIRE	INVESTMENT LIQUI...		Inv Withdrawl	-150.00	26,707.00
General Journal	08/31/2022	WIRE	INVESTMENT LIQUI...		Inv Withdrawl	-5,100.00	21,607.00
Total 199 - ISLAND LAKE LMD#1						-7,345.18	21,607.00
215 - MC LTGO BONDS 2013 A/B							78,612.63
General Journal	01/10/2022	WIRE	INVESTMENT ACQ...		Inv Deposit	10.11	78,622.74
General Journal	02/10/2022	WIRE	INVESTMENT ACQ...		Inv Deposit	97,386.35	176,009.09
General Journal	03/10/2022	WIRE	INVESTMENT ACQ...		Inv Deposit	11.41	176,020.50
General Journal	05/13/2022	WIRE	INVESTMENT ACQ...		Inv Deposit	87.50	176,108.00
General Journal	05/19/2022	WIRE	INVESTMENT LIQUI...		Inv Withdrawl	-29,187.00	146,921.00
General Journal	06/16/2022	WIRE	INVESTMENT ACQ...		Inv Deposit	17,630.00	164,551.00
General Journal	07/20/2022	WIRE	INVESTMENT ACQ...		Inv Deposit	120.00	164,671.00
General Journal	08/11/2022	WIRE	INVESTMENT ACQ...		Inv Deposit	210.00	164,881.00
Total 215 - MC LTGO BONDS 2013 A/B						86,268.37	164,881.00
250 - MASON CO LTGO BOND 2008							13,552.92
General Journal	01/10/2022	WIRE	INVESTMENT ACQ...		Inv Deposit	13.93	13,566.85
General Journal	02/10/2022	WIRE	INVESTMENT ACQ...		Inv Deposit	275,697.28	289,264.13
General Journal	03/10/2022	WIRE	INVESTMENT ACQ...		Inv Deposit	15.83	289,279.96
General Journal	05/13/2022	WIRE	INVESTMENT ACQ...		Inv Deposit	144.04	289,424.00
General Journal	05/27/2022	WIRE	INVESTMENT LIQUI...		Inv Withdrawl	-18,266.00	271,158.00
General Journal	06/16/2022	WIRE	INVESTMENT ACQ...		Inv Deposit	160.00	271,318.00
General Journal	07/20/2022	WIRE	INVESTMENT ACQ...		Inv Deposit	210.00	271,528.00
General Journal	08/11/2022	WIRE	INVESTMENT ACQ...		Inv Deposit	350.00	271,878.00
Total 250 - MASON CO LTGO BOND 2008						258,325.08	271,878.00
350 - CAP IMPROVEMENTS REET 1							1,877,249.95
General Journal	01/10/2022	WIRE	INVESTMENT ACQ...		Inv Deposit	100,000.00	1,977,249.95
General Journal	01/26/2022	WIRE	INVESTMENT LIQUI...		Inv Withdrawl	-204,862.86	1,772,387.09
General Journal	01/27/2022	WIRE	INVESTMENT LIQUI...		Inv Withdrawl	-125,000.00	1,647,387.09

Mason County Treasurer's Office

Account QuickReport

As of September 30, 2022

Type	Date	Num	Name	Memo	Split	Amount	Balance
General Journal	02/04/2022	WIRE	INVESTMENT LIQUI...		Inv Withdrawl	-100,000.00	1,547,387.09
General Journal	03/10/2022	WIRE	INVESTMENT ACQ...		Inv Deposit	110,000.91	1,657,388.00
General Journal	05/13/2022	WIRE	INVESTMENT ACQ...		Inv Deposit	150,000.00	1,807,388.00
General Journal	05/20/2022	WIRE	INVESTMENT LIQUI...		Inv Withdrawl	-90,712.62	1,716,675.38
General Journal	06/16/2022	WIRE	INVESTMENT ACQ...		Inv Deposit	107,000.00	1,823,675.38
General Journal	06/30/2022	WIRE	INVESTMENT LIQUI...		Inv Withdrawl	-227,690.61	1,595,984.77
General Journal	07/14/2022	WIRE	INVESTMENT LIQUI...		Inv Withdrawl	-22,829.32	1,573,155.45
General Journal	07/20/2022	WIRE	INVESTMENT ACQ...		Inv Deposit	8,000.55	1,581,156.00
General Journal	08/11/2022	WIRE	INVESTMENT ACQ...		Inv Deposit	100,000.00	1,681,156.00
Total 350 - CAP IMPROVEMENTS REET 1						-196,093.95	1,681,156.00
351 - CAP IMPROVEMENTS REET 2							4,175,649.66
General Journal	02/10/2022	WIRE	INVESTMENT ACQ...		Inv Deposit	100,000.00	4,275,649.66
General Journal	03/10/2022	WIRE	INVESTMENT ACQ...		Inv Deposit	200,000.34	4,475,650.00
General Journal	04/07/2022	WIRE	INVESTMENT ACQ...		Inv Deposit	100,000.00	4,575,650.00
General Journal	05/13/2022	WIRE	INVESTMENT ACQ...		Inv Deposit	200,000.00	4,775,650.00
General Journal	06/16/2022	WIRE	INVESTMENT ACQ...		Inv Deposit	250,000.00	5,025,650.00
General Journal	07/20/2022	WIRE	INVESTMENT ACQ...		Inv Deposit	200,000.00	5,225,650.00
General Journal	08/11/2022	WIRE	INVESTMENT ACQ...		Inv Deposit	100,000.00	5,325,650.00
Total 351 - CAP IMPROVEMENTS REET 2						1,150,000.34	5,325,650.00
402 - MASON COUNTY LANDFILL							1,092,515.22
General Journal	01/10/2022	WIRE	INVESTMENT ACQ...		Inv Deposit	427,591.00	1,520,106.22
General Journal	03/10/2022	WIRE	INVESTMENT ACQ...		Inv Deposit	58,942.78	1,579,049.00
General Journal	04/07/2022	WIRE	INVESTMENT ACQ...		Inv Deposit	261,000.00	1,840,049.00
Total 402 - MASON COUNTY LANDFILL						747,533.78	1,840,049.00
403 - WASTEWATER N BAY/CASE INL							1,113,881.83
General Journal	01/10/2022	WIRE	INVESTMENT ACQ...		Inv Deposit	140,000.00	1,253,881.83
General Journal	02/10/2022	WIRE	INVESTMENT ACQ...		Inv Deposit	112,393.25	1,366,275.08
General Journal	03/10/2022	WIRE	INVESTMENT ACQ...		Inv Deposit	35,563.92	1,401,839.00
General Journal	04/07/2022	WIRE	INVESTMENT ACQ...		Inv Deposit	85,000.00	1,486,839.00
General Journal	06/16/2022	WIRE	INVESTMENT ACQ...		Inv Deposit	250,000.00	1,736,839.00
General Journal	07/20/2022	WIRE	INVESTMENT ACQ...		Inv Deposit	94,000.00	1,830,839.00
Total 403 - WASTEWATER N BAY/CASE INL						716,957.17	1,830,839.00
411 - RUSTLEWOOD SEWER/WATER							79,078.27
General Journal	01/10/2022	WIRE	INVESTMENT ACQ...		Inv Deposit	5,000.00	84,078.27
General Journal	03/10/2022	WIRE	INVESTMENT ACQ...		Inv Deposit	498.73	84,577.00
General Journal	08/11/2022	WIRE	INVESTMENT ACQ...		Inv Deposit	5,423.00	90,000.00
Total 411 - RUSTLEWOOD SEWER/WATER						10,921.73	90,000.00
412 - BEARDS COVE WATER							557,871.10
General Journal	01/10/2022	WIRE	INVESTMENT ACQ...		Inv Deposit	5,000.00	562,871.10
General Journal	03/10/2022	WIRE	INVESTMENT ACQ...		Inv Deposit	340.90	563,212.00
General Journal	06/16/2022	WIRE	INVESTMENT ACQ...		Inv Deposit	23,000.00	586,212.00
General Journal	07/20/2022	WIRE	INVESTMENT ACQ...		Inv Deposit	5,000.00	591,212.00
General Journal	08/11/2022	WIRE	INVESTMENT ACQ...		Inv Deposit	3,788.00	595,000.00
Total 412 - BEARDS COVE WATER						37,128.90	595,000.00
413 - BELFAIR WW & WTR RECLAMTN							300,252.94
General Journal	01/10/2022	WIRE	INVESTMENT ACQ...		Inv Deposit	366,000.00	666,252.94
General Journal	02/10/2022	WIRE	INVESTMENT ACQ...		Inv Deposit	33,747.06	700,000.00
General Journal	03/10/2022	WIRE	INVESTMENT ACQ...		Inv Deposit	500,000.00	1,200,000.00
General Journal	05/13/2022	WIRE	INVESTMENT ACQ...		Inv Deposit	100,000.00	1,300,000.00
General Journal	06/16/2022	WIRE	INVESTMENT ACQ...		Inv Deposit	30,000.00	1,330,000.00
General Journal	07/20/2022	WIRE	INVESTMENT ACQ...		Inv Deposit	8,000.00	1,338,000.00
General Journal	08/11/2022	WIRE	INVESTMENT ACQ...		Inv Deposit	62,000.00	1,400,000.00
Total 413 - BELFAIR WW & WTR RECLAMTN						1,099,747.06	1,400,000.00
428 - CUM RESERVE LANDFILL							443,456.28
General Journal	02/25/2022	WIRE	INVESTMENT LIQUI...		Inv Withdrawl	-270.64	443,185.64
General Journal	05/19/2022	WIRE	INVESTMENT LIQUI...		Inv Withdrawl	-1,500.00	441,685.64
General Journal	06/03/2022	WIRE	INVESTMENT LIQUI...		Inv Withdrawl	-103.64	441,582.00
General Journal	07/20/2022	WIRE	INVESTMENT ACQ...		Inv Deposit	500.00	442,082.00
General Journal	08/11/2022	WIRE	INVESTMENT ACQ...		Inv Deposit	670.00	442,752.00
General Journal	08/17/2022	WIRE	INVESTMENT LIQUI...		Inv Withdrawl	-400.00	442,352.00
General Journal	09/08/2022	WIRE	INVESTMENT LIQUI...		Inv Withdrawl	-2,788.03	439,563.97
Total 428 - CUM RESERVE LANDFILL						-3,892.31	439,563.97
429 - RESERVE BEARDS COVE							185,919.41
Total 429 - RESERVE BEARDS COVE							185,919.41

Mason County Treasurer's Office

Account QuickReport

As of September 30, 2022

Type	Date	Num	Name	Memo	Split	Amount	Balance
501 - EQUIP RENTAL & REVOLVING							732,752.31
General Journal	01/10/2022	WIRE	INVESTMENT ACQ...		Inv Deposit	3,250,000.00	3,982,752.31
General Journal	02/10/2022	WIRE	INVESTMENT ACQ...		Inv Deposit	17,247.69	4,000,000.00
General Journal	05/13/2022	WIRE	INVESTMENT LIQUI...		Inv Withdrawl	-500,000.00	3,500,000.00
General Journal	07/20/2022	WIRE	INVESTMENT LIQUI...		Inv Withdrawl	-500,000.00	3,000,000.00
General Journal	08/11/2022	WIRE	INVESTMENT ACQ...		Inv Deposit	365,000.00	3,365,000.00
Total 501 - EQUIP RENTAL & REVOLVING						2,632,247.69	3,365,000.00
662 - CEMETERY DIST #1							72,000.00
Total 662 - CEMETERY DIST #1							72,000.00
665003010 - FIRE DIST #3 EXP							52,000.00
General Journal	02/15/2022	WIRE	INVESTMENT LIQUI...		Inv Withdrawl	-11,000.00	41,000.00
General Journal	03/15/2022	WIRE	INVESTMENT LIQUI...		Inv Withdrawl	-38,000.00	3,000.00
Total 665003010 - FIRE DIST #3 EXP						-49,000.00	3,000.00
665003020 - FIRE DIST #3 RESV							147,850.54
Total 665003020 - FIRE DIST #3 RESV							147,850.54
665003040 - FIRE DIST #3 EMS							403,439.91
General Journal	03/08/2022	WIRE	INVESTMENT LIQUI...		Inv Withdrawl	-150,000.00	253,439.91
Total 665003040 - FIRE DIST #3 EMS						-150,000.00	253,439.91
665004020 - FIRE DIST #4 RESV							150,461.92
Total 665004020 - FIRE DIST #4 RESV							150,461.92
665006020 - FIRE DIST #6 RESV							125,419.63
Total 665006020 - FIRE DIST #6 RESV							125,419.63
665010010 - FIRE DIST #10 EXP							3,000,046.07
General Journal	01/10/2022	WIRE	INVESTMENT LIQUI...		Inv Withdrawl	-213,651.52	2,786,394.55
General Journal	02/01/2022	WIRE	INVESTMENT LIQUI...		Inv Withdrawl	-485,530.49	2,300,864.06
General Journal	02/07/2022	WIRE	INVESTMENT LIQUI...		Inv Withdrawl	-365,161.05	1,935,703.01
General Journal	03/08/2022	WIRE	INVESTMENT LIQUI...		Inv Withdrawl	-300,000.00	1,635,703.01
General Journal	06/21/2022	WIRE	INVESTMENT ACQ...		Inv Deposit	800,000.00	2,435,703.01
General Journal	09/12/2022	WIRE	INVESTMENT LIQUI...		Inv Withdrawl	-50,000.00	2,385,703.01
Total 665010010 - FIRE DIST #10 EXP						-614,343.06	2,385,703.01
665010030 - FIRE DIST #10 CONST							3,009,223.68
General Journal	01/10/2022	WIRE	INVESTMENT LIQUI...		Inv Withdrawl	-839,331.12	2,169,892.56
General Journal	02/07/2022	WIRE	INVESTMENT LIQUI...		Inv Withdrawl	-737,257.59	1,432,634.97
General Journal	03/08/2022	WIRE	INVESTMENT LIQUI...		Inv Withdrawl	-423,952.11	1,008,682.86
General Journal	04/11/2022	WIRE	INVESTMENT LIQUI...		Inv Withdrawl	-280,270.02	728,412.84
General Journal	05/09/2022	WIRE	INVESTMENT LIQUI...		Inv Withdrawl	-18,067.68	710,345.16
General Journal	06/13/2022	WIRE	INVESTMENT LIQUI...		Inv Withdrawl	-905.68	709,439.48
General Journal	07/11/2022	WIRE	INVESTMENT LIQUI...		Inv Withdrawl	-123,204.57	586,234.91
General Journal	08/08/2022	WIRE	INVESTMENT LIQUI...		Inv Withdrawl	-39,904.67	546,330.24
General Journal	09/12/2022	WIRE	INVESTMENT LIQUI...		Inv Withdrawl	-146,069.82	400,260.42
Total 665010030 - FIRE DIST #10 CONST						-2,608,963.26	400,260.42
665011010 - FIRE DIST #11 EXP							192,202.67
Total 665011010 - FIRE DIST #11 EXP							192,202.67
665011040 - FIRE DIST #11 EMS							210,610.83
Total 665011040 - FIRE DIST #11 EMS							210,610.83
665012010 - FIRE DIST #12 EXP							3,000.00
Total 665012010 - FIRE DIST #12 EXP							3,000.00
665012020 - FIRE DIST #12 RESV							18,726.64
Total 665012020 - FIRE DIST #12 RESV							18,726.64
665012040 - FIRE DIST #12 EMS							9,765.38
Total 665012040 - FIRE DIST #12 EMS							9,765.38
665012060 - FIRE DIST #12 BOND							3,301.67
Total 665012060 - FIRE DIST #12 BOND							3,301.67
665013020 - FIRE DIST #13 RESV							2,131.03
Total 665013020 - FIRE DIST #13 RESV							2,131.03
665016010 - FIRE DIST #16 EXP							5,248.67
Total 665016010 - FIRE DIST #16 EXP							5,248.67
665016020 - FIRE DIST #16 RESV							110,942.08
General Journal	02/25/2022	WIRE	INVESTMENT LIQUI...		Inv Withdrawl	-60,000.00	50,942.08

32

Mason County Treasurer's Office
Account QuickReport
As of September 30, 2022

Type	Date	Num	Name	Memo	Split	Amount	Balance
Total 665016020 - FIRE DIST #16 RESV						-60,000.00	50,942.08
665016040 - FIRE DIST #16 EMS							700.00
Total 665016040 - FIRE DIST #16 EMS							700.00
665017010 - FIRE DIST #17 EXP							30,531.68
Total 665017010 - FIRE DIST #17 EXP							30,531.68
665017040 - FIRE DIST #17 EMS							86,665.44
Total 665017040 - FIRE DIST #17 EMS							86,665.44
665018010 - FIRE DIST #18 EXP							144,511.04
Total 665018010 - FIRE DIST #18 EXP							144,511.04
665018020 - FIRE DIST #18 RESV							137,916.00
Total 665018020 - FIRE DIST #18 RESV							137,916.00
665018040 - FIRE DIST #18 EMS							116,362.33
Total 665018040 - FIRE DIST #18 EMS							116,362.33
668 - MC PUBLIC TRANS BENEFIT							13,500,000.00
General Journal	04/05/2022	WIRE	INVESTMENT ACQ...		Inv Deposit	1,000,000.00	14,500,000.00
General Journal	07/06/2022	WIRE	INVESTMENT ACQ...		Inv Deposit	1,250,000.00	15,750,000.00
General Journal	08/11/2022	WIRE	INVESTMENT ACQ...		Inv Deposit	500,000.00	16,250,000.00
Total 668 - MC PUBLIC TRANS BENEFIT						2,750,000.00	16,250,000.00
670000010 - PORT OF ALLYN							30,814.73
General Journal	04/11/2022	WIRE	INVESTMENT LIQU...		Inv Withdrawl	-22,000.00	8,814.73
General Journal	09/08/2022	WIRE	INVESTMENT LIQU...		Inv Withdrawl	-2,500.00	6,314.73
Total 670000010 - PORT OF ALLYN						-24,500.00	6,314.73
670005010 - PORT OF ALLYN IN DV							21,123.36
Total 670005010 - PORT OF ALLYN IN DV							21,123.36
670006010 - PORT OF ALLYN WT SY							2,300.00
General Journal	06/08/2022	WIRE	INVESTMENT LIQU...		Inv Withdrawl	-1,763.00	537.00
Total 670006010 - PORT OF ALLYN WT SY						-1,763.00	537.00
670010010 - PORT OF DEWATTO							220,000.00
General Journal	04/15/2022	WIRE	INVESTMENT LIQU...		Inv Withdrawl	-20,000.00	200,000.00
Total 670010010 - PORT OF DEWATTO						-20,000.00	200,000.00
670020010 - PORT OF GRAPEVIEW							836.62
General Journal	09/30/2022	WIRE	INVESTMENT ACQ...		Inv Deposit	70,000.00	70,836.62
Total 670020010 - PORT OF GRAPEVIEW						70,000.00	70,836.62
670020030 -PORT OF GRAPEVIEW CC							7,832.30
Total 670020030 -PORT OF GRAPEVIEW CC							7,832.30
670030010 - PORT OF HOODSPORT							226,952.17
Total 670030010 - PORT OF HOODSPORT							226,952.17
675001010 - MASON GEN HOSPITAL							9,451,635.85
General Journal	01/18/2022	WIRE	INVESTMENT ACQ...		Inv Deposit	801.82	9,452,437.67
General Journal	01/31/2022	WIRE	INVESTMENT LIQU...		Inv Withdrawl	-657,248.81	8,795,188.86
General Journal	02/23/2022	WIRE	INVESTMENT ACQ...		Inv Deposit	824.25	8,796,013.11
General Journal	02/28/2022	WIRE	INVESTMENT LIQU...		Inv Withdrawl	-598,210.65	8,197,802.46
General Journal	03/10/2022	WIRE	INVESTMENT ACQ...		Inv Deposit	691.29	8,198,493.75
General Journal	03/31/2022	WIRE	INVESTMENT LIQU...		Inv Withdrawl	-695,344.45	7,503,149.30
General Journal	04/06/2022	WIRE	INVESTMENT ACQ...		Inv Deposit	691.94	7,503,841.24
General Journal	04/29/2022	WIRE	INVESTMENT LIQU...		Inv Withdrawl	-1,051,589.02	6,452,252.22
General Journal	05/09/2022	WIRE	INVESTMENT ACQ...		Inv Deposit	1,518.90	6,453,771.12
General Journal	05/31/2022	WIRE	INVESTMENT LIQU...		Inv Withdrawl	-1,084,998.52	5,368,772.60
General Journal	06/07/2022	WIRE	INVESTMENT ACQ...		Inv Deposit	2,429.52	5,371,202.12
General Journal	06/30/2022	WIRE	INVESTMENT LIQU...		Inv Withdrawl	-1,184,621.31	4,186,580.81
General Journal	07/06/2022	WIRE	INVESTMENT ACQ...		Inv Deposit	3,782.06	4,190,362.87
General Journal	07/29/2022	WIRE	INVESTMENT LIQU...		Inv Withdrawl	-657,081.12	3,533,281.75
General Journal	08/05/2022	WIRE	INVESTMENT ACQ...		Inv Deposit	4,361.78	3,537,643.53
General Journal	08/31/2022	WIRE	INVESTMENT LIQU...		Inv Withdrawl	-1,308,685.00	2,228,958.53
General Journal	09/08/2022	WIRE	INVESTMENT ACQ...		Inv Deposit	5,600.93	2,234,559.46
General Journal	09/30/2022	WIRE	INVESTMENT LIQU...		Inv Withdrawl	-1,289,650.38	944,909.08
Total 675001010 - MASON GEN HOSPITAL						-8,506,726.77	944,909.08
675001015 - PHD#1 ADMIN FUND							62,986,505.34
General Journal	01/18/2022	WIRE	INVESTMENT ACQ...		Inv Deposit	5,022,105.93	68,008,611.27
General Journal	01/26/2022	WIRE	INVESTMENT LIQU...		Inv Withdrawl	-31,139.70	67,977,471.57

Mason County Treasurer's Office
Account QuickReport
 As of September 30, 2022

Type	Date	Num	Name	Memo	Split	Amount	Balance
General Journal	02/23/2022	WIRE	INVESTMENT ACQ...		Inv Deposit	1,009,116.57	68,986,588.14
General Journal	03/10/2022	WIRE	INVESTMENT ACQ...		Inv Deposit	1,031,360.00	70,017,948.14
General Journal	04/06/2022	WIRE	INVESTMENT ACQ...		Inv Deposit	5,405,397.25	75,423,345.39
General Journal	05/09/2022	WIRE	INVESTMENT ACQ...		Inv Deposit	2,896,536.68	78,319,882.07
General Journal	05/31/2022	WIRE	INVESTMENT LIQUI...		Inv Withdrawl	-1,070,583.50	77,249,298.57
General Journal	06/02/2022	WIRE	INVESTMENT LIQUI...		Inv Withdrawl	-3,000,000.00	74,249,298.57
General Journal	06/07/2022	WIRE	INVESTMENT ACQ...		Inv Deposit	1,290,180.55	75,539,479.12
General Journal	07/06/2022	WIRE	INVESTMENT ACQ...		Inv Deposit	72,062.94	75,611,542.06
General Journal	08/05/2022	WIRE	INVESTMENT ACQ...		Inv Deposit	2,073,478.90	77,685,020.96
General Journal	09/08/2022	WIRE	INVESTMENT ACQ...		Inv Deposit	3,144,020.29	80,829,041.25
Total 675001015 - PHD#1 ADMIN FUND						17,842,535.91	80,829,041.25
675001020 - PHD#1 EMP MED BEN							62,694.57
General Journal	01/18/2022	WIRE	INVESTMENT ACQ...		Inv Deposit	4.22	62,698.79
General Journal	02/23/2022	WIRE	INVESTMENT ACQ...		Inv Deposit	4.60	62,703.39
General Journal	03/10/2022	WIRE	INVESTMENT ACQ...		Inv Deposit	4.60	62,707.99
General Journal	04/06/2022	WIRE	INVESTMENT ACQ...		Inv Deposit	4.94	62,712.93
General Journal	05/09/2022	WIRE	INVESTMENT ACQ...		Inv Deposit	11.43	62,724.36
General Journal	06/07/2022	WIRE	INVESTMENT ACQ...		Inv Deposit	19.87	62,744.23
General Journal	07/06/2022	WIRE	INVESTMENT ACQ...		Inv Deposit	35.58	62,779.81
General Journal	08/05/2022	WIRE	INVESTMENT ACQ...		Inv Deposit	49.32	62,829.13
General Journal	09/08/2022	WIRE	INVESTMENT ACQ...		Inv Deposit	81.67	62,910.80
Total 675001020 - PHD#1 EMP MED BEN						216.23	62,910.80
675001035 - MGH FUNDED DEPRC							5,255,458.05
General Journal	01/18/2022	WIRE	INVESTMENT ACQ...		Inv Deposit	353.95	5,255,812.00
General Journal	02/23/2022	WIRE	INVESTMENT ACQ...		Inv Deposit	385.45	5,256,197.45
General Journal	03/10/2022	WIRE	INVESTMENT ACQ...		Inv Deposit	385.24	5,256,582.69
General Journal	04/06/2022	WIRE	INVESTMENT ACQ...		Inv Deposit	414.49	5,256,997.18
General Journal	05/09/2022	WIRE	INVESTMENT ACQ...		Inv Deposit	958.68	5,257,955.86
General Journal	06/07/2022	WIRE	INVESTMENT ACQ...		Inv Deposit	1,703.47	5,259,659.33
General Journal	07/06/2022	WIRE	INVESTMENT ACQ...		Inv Deposit	3,089.08	5,262,748.41
General Journal	08/05/2022	WIRE	INVESTMENT ACQ...		Inv Deposit	4,302.27	5,267,050.68
General Journal	09/08/2022	WIRE	INVESTMENT ACQ...		Inv Deposit	7,156.84	5,274,207.52
Total 675001035 - MGH FUNDED DEPRC						18,749.47	5,274,207.52
685042010 - SD#42 GENERAL							394,819.29
Total 685042010 - SD#42 GENERAL							394,819.29
685042030 - SD#42 CAP PROJ							524.67
Total 685042030 - SD#42 CAP PROJ							524.67
685042060 - SD#42 DEBT SERVICE							46,166.60
Total 685042060 - SD#42 DEBT SERVICE							46,166.60
685042080 - SD#42 ASB							1,683.69
Total 685042080 - SD#42 ASB							1,683.69
685042090 - SD#42 TRANS VEHICLE							216.95
Total 685042090 - SD#42 TRANS VEHICLE							216.95
685054010 - SD#54 GENERAL							212,608.07
General Journal	01/31/2022	WIRE	INVESTMENT LIQUI...		Inv Withdrawl	-50,000.00	162,608.07
General Journal	03/22/2022	WIRE	INVESTMENT LIQUI...		Inv Withdrawl	-25,000.00	137,608.07
General Journal	04/29/2022	WIRE	INVESTMENT ACQ...		Inv Deposit	100,000.00	237,608.07
General Journal	05/31/2022	WIRE	INVESTMENT ACQ...		Inv Deposit	100,000.00	337,608.07
General Journal	06/30/2022	WIRE	INVESTMENT LIQUI...		Inv Withdrawl	-75,000.00	262,608.07
General Journal	07/29/2022	WIRE	INVESTMENT ACQ...		Inv Deposit	100,000.00	362,608.07
General Journal	08/31/2022	WIRE	INVESTMENT ACQ...		Inv Deposit	100,000.00	462,608.07
General Journal	09/30/2022	WIRE	INVESTMENT LIQUI...		Inv Withdrawl	-200,000.00	262,608.07
Total 685054010 - SD#54 GENERAL						50,000.00	262,608.07
685054030 - SD#54 CAP PROJ							133,665.01
General Journal	03/31/2022	WIRE	INVESTMENT LIQUI...		Inv Withdrawl	-1,000.00	132,665.01
Total 685054030 - SD#54 CAP PROJ						-1,000.00	132,665.01
685054060 - SD#54 DEBT SERVICE							52,499.00
General Journal	04/29/2022	WIRE	INVESTMENT ACQ...		Inv Deposit	100,000.00	152,499.00
General Journal	05/31/2022	WIRE	INVESTMENT ACQ...		Inv Deposit	100,000.00	252,499.00
General Journal	06/30/2022	WIRE	INVESTMENT ACQ...		Inv Deposit	100,000.00	352,499.00
General Journal	08/31/2022	WIRE	INVESTMENT ACQ...		Inv Deposit	80,000.00	432,499.00
Total 685054060 - SD#54 DEBT SERVICE						380,000.00	432,499.00
685054080 - SD#54 ASB							7,394.72

34

Mason County Treasurer's Office

Account QuickReport

As of September 30, 2022

Type	Date	Num	Name	Memo	Split	Amount	Balance
General Journal	06/30/2022	WIRE	INVESTMENT LIQUI...		Inv Withdrawl	-2,500.00	4,894.72
Total 685054080 - SD#54 ASB						-2,500.00	4,894.72
685054090 - SD#54 TRANS VEHICLE							79,603.80
General Journal	09/30/2022	WIRE	INVESTMENT ACQ...		Inv Deposit	26,000.00	105,603.80
Total 685054090 - SD#54 TRANS VEHICLE						26,000.00	105,603.80
685309010 - SD#309 GENERAL							0.00
General Journal	05/09/2022	WIRE	INVESTMENT ACQ...		Inv Deposit	1,000,000.00	1,000,000.00
General Journal	05/18/2022	WIRE	INVESTMENT LIQUI...		Inv Withdrawl	-55,000.00	945,000.00
General Journal	05/27/2022	WIRE	INVESTMENT LIQUI...		Inv Withdrawl	-945,000.00	0.00
Total 685309010 - SD#309 GENERAL						0.00	0.00
685309030 - SD#309 CAP PROJ							0.00
General Journal	07/07/2022	WIRE	INVESTMENT ACQ...		Inv Deposit	22,900.00	22,900.00
General Journal	08/25/2022	WIRE	INVESTMENT LIQUI...		Inv Withdrawl	-18,414.77	4,485.23
Total 685309030 - SD#309 CAP PROJ						4,485.23	4,485.23
685309050 - SD#309 TR & AGENCY							236,029.38
General Journal	02/04/2022	WIRE	INVESTMENT LIQUI...		Inv Withdrawl	-216.80	235,812.58
General Journal	02/23/2022	WIRE	INVESTMENT LIQUI...		Inv Withdrawl	-250.00	235,562.58
General Journal	04/11/2022	WIRE	INVESTMENT ACQ...		Inv Deposit	35.89	235,598.47
General Journal	05/09/2022	WIRE	INVESTMENT ACQ...		Inv Deposit	42.94	235,641.41
General Journal	07/07/2022	WIRE	INVESTMENT ACQ...		Inv Deposit	208.30	235,849.71
Total 685309050 - SD#309 TR & AGENCY						-179.67	235,849.71
685309060 - SD#309 DEBT SERVICE							350,000.00
General Journal	04/11/2022	WIRE	INVESTMENT ACQ...		Inv Deposit	707,381.92	1,057,381.92
General Journal	05/09/2022	WIRE	INVESTMENT ACQ...		Inv Deposit	2,339,146.42	3,396,528.34
General Journal	05/31/2022	WIRE	INVESTMENT LIQUI...		Inv Withdrawl	-1,235,381.25	2,161,147.09
General Journal	07/07/2022	WIRE	INVESTMENT ACQ...		Inv Deposit	540,438.35	2,701,585.44
General Journal	08/25/2022	WIRE	INVESTMENT ACQ...		Inv Deposit	30,456.42	2,732,041.86
Total 685309060 - SD#309 DEBT SERVICE						2,382,041.86	2,732,041.86
685309080 - SD#309 ASB							305,514.17
General Journal	04/11/2022	WIRE	INVESTMENT ACQ...		Inv Deposit	36,959.21	342,473.38
General Journal	07/07/2022	WIRE	INVESTMENT ACQ...		Inv Deposit	50,000.00	392,473.38
Total 685309080 - SD#309 ASB						86,959.21	392,473.38
685309090 - SD#309 TRANS VEHICLE							2,754.71
General Journal	04/11/2022	WIRE	INVESTMENT ACQ...		Inv Deposit	27.79	2,782.50
General Journal	07/07/2022	WIRE	INVESTMENT ACQ...		Inv Deposit	2.96	2,785.46
General Journal	08/25/2022	WIRE	INVESTMENT LIQUI...		Inv Withdrawl	-200.00	2,585.46
Total 685309090 - SD#309 TRANS VEHICLE						-169.25	2,585.46
685311010 - SD#311 GENERAL							5,633,851.57
General Journal	01/31/2022	WIRE	INVESTMENT LIQUI...		Inv Withdrawl	-21,758.50	5,612,093.07
General Journal	02/28/2022	WIRE	INVESTMENT ACQ...		Inv Deposit	40,394.74	5,652,487.81
General Journal	03/31/2022	WIRE	INVESTMENT LIQUI...		Inv Withdrawl	-335,264.77	5,317,223.04
General Journal	04/29/2022	WIRE	INVESTMENT ACQ...		Inv Deposit	1,082,507.67	6,399,730.71
General Journal	05/31/2022	WIRE	INVESTMENT ACQ...		Inv Deposit	1,153,424.03	7,553,154.74
General Journal	06/30/2022	WIRE	INVESTMENT LIQUI...		Inv Withdrawl	-1,379,491.07	6,173,663.67
General Journal	07/28/2022	WIRE	INVESTMENT ACQ...		Inv Deposit	716,561.46	6,890,225.13
General Journal	08/17/2022	WIRE	INVESTMENT LIQUI...		Inv Withdrawl	-306,979.09	6,583,246.04
General Journal	08/31/2022	WIRE	INVESTMENT ACQ...		Inv Deposit	4,366.43	6,587,612.47
General Journal	09/30/2022	WIRE	INVESTMENT ACQ...		Inv Deposit	270,763.23	6,858,375.70
Total 685311010 - SD#311 GENERAL						1,224,524.13	6,858,375.70
685311030 - SD#311 CAP PROJ							430,020.13
General Journal	01/31/2022	WIRE	INVESTMENT LIQUI...		Inv Withdrawl	-62,823.33	367,196.80
General Journal	02/28/2022	WIRE	INVESTMENT LIQUI...		Inv Withdrawl	-20,898.67	346,298.13
General Journal	03/31/2022	WIRE	INVESTMENT LIQUI...		Inv Withdrawl	-20,627.06	325,671.07
General Journal	04/29/2022	WIRE	INVESTMENT ACQ...		Inv Deposit	28.90	325,699.97
General Journal	05/31/2022	WIRE	INVESTMENT LIQUI...		Inv Withdrawl	-41,560.58	284,139.39
General Journal	06/30/2022	WIRE	INVESTMENT ACQ...		Inv Deposit	1,111,370.53	1,395,509.92
General Journal	07/28/2022	WIRE	INVESTMENT LIQUI...		Inv Withdrawl	-227,066.69	1,168,443.23
General Journal	08/31/2022	WIRE	INVESTMENT LIQUI...		Inv Withdrawl	-420,292.69	748,150.54
General Journal	09/30/2022	WIRE	INVESTMENT ACQ...		Inv Deposit	317,512.10	1,065,662.64
Total 685311030 - SD#311 CAP PROJ						635,642.51	1,065,662.64
685311080 - SD#311 ASB							22,798.54
General Journal	01/31/2022	WIRE	INVESTMENT ACQ...		Inv Deposit	4,791.88	27,590.42

Mason County Treasurer's Office

Account QuickReport

As of September 30, 2022

Type	Date	Num	Name	Memo	Split	Amount	Balance
General Journal	02/28/2022	WIRE	INVESTMENT LIQU...		Inv Withdrawl	-327.26	27,263.16
General Journal	03/31/2022	WIRE	INVESTMENT ACQ...		Inv Deposit	253.98	27,517.14
General Journal	04/29/2022	WIRE	INVESTMENT LIQU...		Inv Withdrawl	-3,774.35	23,742.79
General Journal	05/31/2022	WIRE	INVESTMENT ACQ...		Inv Deposit	6,393.37	30,136.16
General Journal	06/30/2022	WIRE	INVESTMENT LIQU...		Inv Withdrawl	-1,423.96	28,712.20
General Journal	07/28/2022	WIRE	INVESTMENT LIQU...		Inv Withdrawl	-42.09	28,670.11
General Journal	08/31/2022	WIRE	INVESTMENT LIQU...		Inv Withdrawl	-176.35	28,493.76
General Journal	09/30/2022	WIRE	INVESTMENT ACQ...		Inv Deposit	236.19	28,729.95
Total 685311080 - SD#311 ASB						5,931.41	28,729.95
685311090 -SD#311 TRANS VEHICLE							131,389.45
General Journal	01/31/2022	WIRE	INVESTMENT ACQ...		Inv Deposit	8.84	131,398.29
General Journal	02/28/2022	WIRE	INVESTMENT ACQ...		Inv Deposit	1,009.63	132,407.92
General Journal	03/31/2022	WIRE	INVESTMENT ACQ...		Inv Deposit	9.63	132,417.55
General Journal	04/29/2022	WIRE	INVESTMENT ACQ...		Inv Deposit	10.36	132,427.91
General Journal	05/31/2022	WIRE	INVESTMENT ACQ...		Inv Deposit	24.14	132,452.05
General Journal	06/30/2022	WIRE	INVESTMENT ACQ...		Inv Deposit	100,041.96	232,494.01
General Journal	07/28/2022	WIRE	INVESTMENT ACQ...		Inv Deposit	75.12	232,569.13
General Journal	08/31/2022	WIRE	INVESTMENT ACQ...		Inv Deposit	332,123.76	564,692.89
General Journal	09/30/2022	WIRE	INVESTMENT LIQU...		Inv Withdrawl	-368,933.50	195,759.39
Total 685311090 -SD#311 TRANS VEHICLE						64,369.94	195,759.39
685402010 - SD#402 GENERAL							2,785,411.17
General Journal	02/28/2022	WIRE	INVESTMENT LIQU...		Inv Withdrawl	-150,000.00	2,635,411.17
General Journal	03/31/2022	WIRE	INVESTMENT ACQ...		Inv Deposit	70,000.00	2,705,411.17
General Journal	06/02/2022	WIRE	INVESTMENT ACQ...		Inv Deposit	1,000,000.00	3,705,411.17
General Journal	06/30/2022	WIRE	INVESTMENT LIQU...		Inv Withdrawl	-500,000.00	3,205,411.17
Total 685402010 - SD#402 GENERAL						420,000.00	3,205,411.17
685402030 - SD#402 CAP PROJ							0.00
General Journal	02/28/2022	WIRE	INVESTMENT ACQ...		Inv Deposit	8,000.00	8,000.00
General Journal	03/31/2022	WIRE	INVESTMENT ACQ...		Inv Deposit	13,000.00	21,000.00
General Journal	06/30/2022	WIRE	INVESTMENT ACQ...		Inv Deposit	55,000.00	76,000.00
Total 685402030 - SD#402 CAP PROJ						76,000.00	76,000.00
685402060 - SD#402 DEBT SERVICE							140,000.00
General Journal	02/28/2022	WIRE	INVESTMENT ACQ...		Inv Deposit	45,000.00	185,000.00
General Journal	03/31/2022	WIRE	INVESTMENT ACQ...		Inv Deposit	20,000.00	205,000.00
General Journal	06/02/2022	WIRE	INVESTMENT ACQ...		Inv Deposit	350,000.00	555,000.00
General Journal	06/30/2022	WIRE	INVESTMENT ACQ...		Inv Deposit	40,000.00	595,000.00
Total 685402060 - SD#402 DEBT SERVICE						455,000.00	595,000.00
685402080 - SD#402 ASB							50,913.12
General Journal	02/28/2022	WIRE	INVESTMENT LIQU...		Inv Withdrawl	-903.71	50,009.41
General Journal	06/02/2022	WIRE	INVESTMENT LIQU...		Inv Withdrawl	-5,000.00	45,009.41
General Journal	06/30/2022	WIRE	INVESTMENT LIQU...		Inv Withdrawl	-3,000.00	42,009.41
Total 685402080 - SD#402 ASB						-8,903.71	42,009.41
685402090 -SD#402 TRANS VEHICLE							132,818.14
General Journal	02/28/2022	WIRE	INVESTMENT ACQ...		Inv Deposit	5,000.00	137,818.14
General Journal	06/02/2022	WIRE	INVESTMENT ACQ...		Inv Deposit	2,000.00	139,818.14
Total 685402090 -SD#402 TRANS VEHICLE						7,000.00	139,818.14
685403010 - SD#403 GENERAL							2,109,531.61
General Journal	01/14/2022	WIRE	INVESTMENT LIQU...		Inv Withdrawl	-278,043.53	1,831,488.08
General Journal	01/31/2022	WIRE	INVESTMENT ACQ...		Inv Deposit	191,592.19	2,023,080.27
General Journal	02/15/2022	WIRE	INVESTMENT LIQU...		Inv Withdrawl	-412,958.39	1,610,121.88
General Journal	02/23/2022	WIRE	INVESTMENT ACQ...		Inv Deposit	10,277.52	1,620,399.40
General Journal	02/28/2022	WIRE	INVESTMENT ACQ...		Inv Deposit	78,394.95	1,698,794.35
General Journal	03/15/2022	WIRE	INVESTMENT LIQU...		Inv Withdrawl	-228,293.25	1,470,501.10
General Journal	03/31/2022	WIRE	INVESTMENT ACQ...		Inv Deposit	573,033.90	2,043,535.00
General Journal	04/15/2022	WIRE	INVESTMENT LIQU...		Inv Withdrawl	-164,630.55	1,878,904.45
General Journal	04/29/2022	WIRE	INVESTMENT ACQ...		Inv Deposit	704,161.84	2,583,066.29
General Journal	05/13/2022	WIRE	INVESTMENT ACQ...		Inv Deposit	1,043,750.41	3,626,816.70
General Journal	05/31/2022	WIRE	INVESTMENT LIQU...		Inv Withdrawl	-445,332.95	3,181,483.75
General Journal	06/16/2022	WIRE	INVESTMENT ACQ...		Inv Deposit	70,980.96	3,252,464.71
General Journal	06/30/2022	WIRE	INVESTMENT LIQU...		Inv Withdrawl	-1,020,981.27	2,231,483.44
General Journal	07/25/2022	WIRE	INVESTMENT LIQU...		Inv Withdrawl	-436,998.14	1,794,485.30
General Journal	07/29/2022	WIRE	INVESTMENT ACQ...		Inv Deposit	1,188,992.10	2,983,477.40
General Journal	08/15/2022	WIRE	INVESTMENT LIQU...		Inv Withdrawl	-35,924.96	2,947,552.44
General Journal	08/31/2022	WIRE	INVESTMENT ACQ...		Inv Deposit	429,743.30	3,377,295.74
General Journal	09/16/2022	WIRE	INVESTMENT LIQU...		Inv Withdrawl	-214,793.17	3,162,502.57
General Journal	09/30/2022	WIRE	INVESTMENT LIQU...		Inv Withdrawl	-103,717.04	3,058,785.53

Mason County Treasurer's Office

Account QuickReport

As of September 30, 2022

Type	Date	Num	Name	Memo	Split	Amount	Balance
Total 685403010 - SD#403 GENERAL						949,253.92	3,058,785.53
685403030 - SD#403 CAP PROJ							
General Journal	01/14/2022	WIRE	INVESTMENT ACQ...		Inv Deposit	29.01	413,246.80
General Journal	02/15/2022	WIRE	INVESTMENT ACQ...		Inv Deposit	31.49	413,307.30
General Journal	02/28/2022	WIRE	INVESTMENT LIQU...		Inv Withdrawl	-13,128.50	400,178.80
General Journal	03/15/2022	WIRE	INVESTMENT ACQ...		Inv Deposit	30.34	400,209.14
General Journal	04/15/2022	WIRE	INVESTMENT ACQ...		Inv Deposit	32.56	400,241.70
General Journal	05/13/2022	WIRE	INVESTMENT ACQ...		Inv Deposit	72.95	400,314.65
General Journal	06/16/2022	WIRE	INVESTMENT ACQ...		Inv Deposit	126.82	400,441.47
General Journal	07/25/2022	WIRE	INVESTMENT ACQ...		Inv Deposit	227.04	400,668.51
General Journal	08/15/2022	WIRE	INVESTMENT ACQ...		Inv Deposit	314.76	400,983.27
General Journal	09/16/2022	WIRE	INVESTMENT ACQ...		Inv Deposit	521.07	401,504.34
Total 685403030 - SD#403 CAP PROJ						-11,742.46	401,504.34
685403060 - SD#403 DEBT SERVICE							
General Journal	01/14/2022	WIRE	INVESTMENT ACQ...		Inv Deposit	20,795.36	934,134.42
General Journal	02/15/2022	WIRE	INVESTMENT ACQ...		Inv Deposit	46,165.45	1,001,095.23
General Journal	03/15/2022	WIRE	INVESTMENT ACQ...		Inv Deposit	35,670.38	1,036,765.61
General Journal	04/15/2022	WIRE	INVESTMENT ACQ...		Inv Deposit	198,883.76	1,235,649.37
General Journal	05/13/2022	WIRE	INVESTMENT ACQ...		Inv Deposit	698,854.60	1,934,503.97
General Journal	05/31/2022	WIRE	INVESTMENT LIQU...		Inv Withdrawl	-488,878.76	1,445,625.21
General Journal	06/16/2022	WIRE	INVESTMENT ACQ...		Inv Deposit	236,890.20	1,682,515.41
General Journal	07/25/2022	WIRE	INVESTMENT ACQ...		Inv Deposit	47,719.44	1,730,234.85
General Journal	08/15/2022	WIRE	INVESTMENT ACQ...		Inv Deposit	57,726.75	1,787,961.60
General Journal	09/16/2022	WIRE	INVESTMENT ACQ...		Inv Deposit	18,200.29	1,806,161.89
Total 685403060 - SD#403 DEBT SERVICE						872,027.47	1,806,161.89
685403080 - SD#403 ASB							
General Journal	01/14/2022	WIRE	INVESTMENT LIQU...		Inv Withdrawl	-1,131.73	402,832.82
General Journal	01/31/2022	WIRE	INVESTMENT ACQ...		Inv Deposit	2,254.96	401,701.09
General Journal	02/15/2022	WIRE	INVESTMENT LIQU...		Inv Withdrawl	-8,510.74	403,956.05
General Journal	02/23/2022	WIRE	INVESTMENT ACQ...		Inv Deposit	6,549.25	395,445.31
General Journal	02/28/2022	WIRE	INVESTMENT LIQU...		Inv Withdrawl	-5,039.68	401,994.56
General Journal	03/15/2022	WIRE	INVESTMENT ACQ...		Inv Deposit	5,887.41	396,954.88
General Journal	03/31/2022	WIRE	INVESTMENT LIQU...		Inv Withdrawl	-3,347.23	402,842.29
General Journal	04/05/2022	WIRE	INVESTMENT LIQU...		Inv Withdrawl	-4,165.38	399,495.06
General Journal	04/15/2022	WIRE	INVESTMENT LIQU...		Inv Withdrawl	-1,530.83	395,329.68
General Journal	04/29/2022	WIRE	INVESTMENT ACQ...		Inv Deposit	17,074.83	393,798.85
General Journal	05/13/2022	WIRE	INVESTMENT ACQ...		Inv Deposit	15,003.60	410,873.68
General Journal	05/31/2022	WIRE	INVESTMENT LIQU...		Inv Withdrawl	-4,135.05	425,877.28
General Journal	06/16/2022	WIRE	INVESTMENT ACQ...		Inv Deposit	11,080.75	421,742.23
General Journal	06/30/2022	WIRE	INVESTMENT ACQ...		Inv Deposit	101.87	432,822.98
General Journal	07/25/2022	WIRE	INVESTMENT ACQ...		Inv Deposit	5,928.60	432,924.85
General Journal	07/29/2022	WIRE	INVESTMENT LIQU...		Inv Withdrawl	-8,813.44	438,853.45
General Journal	08/15/2022	WIRE	INVESTMENT ACQ...		Inv Deposit	1,063.02	430,040.01
General Journal	08/31/2022	WIRE	INVESTMENT LIQU...		Inv Withdrawl	-14,775.09	431,103.03
General Journal	09/16/2022	WIRE	INVESTMENT ACQ...		Inv Deposit	22,238.04	416,327.94
General Journal	09/30/2022	WIRE	INVESTMENT ACQ...		Inv Deposit	9,990.87	438,565.98
Total 685403080 - SD#403 ASB						45,724.03	448,556.85
685403090 - SD#403 TRANS VEHICLE							
General Journal	01/14/2022	WIRE	INVESTMENT ACQ...		Inv Deposit	22.88	339,599.76
General Journal	02/15/2022	WIRE	INVESTMENT ACQ...		Inv Deposit	24.91	339,622.64
General Journal	03/15/2022	WIRE	INVESTMENT ACQ...		Inv Deposit	24.89	339,647.55
General Journal	04/15/2022	WIRE	INVESTMENT ACQ...		Inv Deposit	26.78	339,672.44
General Journal	05/13/2022	WIRE	INVESTMENT ACQ...		Inv Deposit	61.92	339,699.22
General Journal	06/16/2022	WIRE	INVESTMENT ACQ...		Inv Deposit	107.63	339,761.14
General Journal	07/25/2022	WIRE	INVESTMENT ACQ...		Inv Deposit	192.70	339,868.77
General Journal	08/15/2022	WIRE	INVESTMENT ACQ...		Inv Deposit	267.15	340,061.47
General Journal	09/16/2022	WIRE	INVESTMENT ACQ...		Inv Deposit	164,484.07	340,328.62
Total 685403090 - SD#403 TRANS VEHICLE						165,212.93	504,812.69
685404010 - SD#404 GENERAL							
General Journal	01/31/2022	WIRE	INVESTMENT LIQU...		Inv Withdrawl	-320,000.00	1,582,436.25
General Journal	02/25/2022	WIRE	INVESTMENT LIQU...		Inv Withdrawl	-232,000.00	1,262,436.25
General Journal	03/31/2022	WIRE	INVESTMENT LIQU...		Inv Withdrawl	-50,000.00	1,030,436.25
General Journal	04/29/2022	WIRE	INVESTMENT ACQ...		Inv Deposit	450,000.00	980,436.25
General Journal	05/31/2022	WIRE	INVESTMENT ACQ...		Inv Deposit	90,000.00	1,430,436.25
General Journal	06/30/2022	WIRE	INVESTMENT LIQU...		Inv Withdrawl	-382,000.00	1,520,436.25
General Journal	08/18/2022	WIRE	INVESTMENT LIQU...		Inv Withdrawl	-242,964.16	1,138,436.25
General Journal	08/25/2022	WIRE	INVESTMENT LIQU...		Inv Withdrawl	-43,985.98	895,472.09
General Journal	08/31/2022	WIRE	INVESTMENT LIQU...		Inv Withdrawl	-200,000.00	851,486.11
General Journal	09/30/2022	WIRE	INVESTMENT ACQ...		Inv Deposit	100,000.00	651,486.11
Total 685404010 - SD#404 GENERAL						100,000.00	751,486.11

Mason County Treasurer's Office

Account QuickReport

As of September 30, 2022

Type	Date	Num	Name	Memo	Split	Amount	Balance
Total 685404010 - SD#404 GENERAL						-830,950.14	751,486.11
685404030 - SD#404 CAP PROJ							95,465.00
General Journal	01/31/2022	WIRE	INVESTMENT ACQ...		Inv Deposit	170,000.00	265,465.00
General Journal	02/25/2022	WIRE	INVESTMENT ACQ...		Inv Deposit	594,000.00	859,465.00
General Journal	03/31/2022	WIRE	INVESTMENT ACQ...		Inv Deposit	180,000.00	1,039,465.00
General Journal	04/29/2022	WIRE	INVESTMENT ACQ...		Inv Deposit	372,000.00	1,411,465.00
General Journal	05/31/2022	WIRE	INVESTMENT LIQU...		Inv Withdrawl	-250,000.00	1,161,465.00
General Journal	06/03/2022	WIRE	INVESTMENT LIQU...		Inv Withdrawl	-441,000.00	720,465.00
General Journal	09/30/2022	WIRE	INVESTMENT LIQU...		Inv Withdrawl	-175,000.00	545,465.00
Total 685404030 - SD#404 CAP PROJ						450,000.00	545,465.00
685404050 - SD#404 TR & AGENCY							63,872.16
General Journal	02/25/2022	WIRE	INVESTMENT LIQU...		Inv Withdrawl	-70.00	63,802.16
General Journal	04/29/2022	WIRE	INVESTMENT LIQU...		Inv Withdrawl	-15.00	63,787.16
General Journal	05/31/2022	WIRE	INVESTMENT LIQU...		Inv Withdrawl	-500.00	63,287.16
General Journal	07/28/2022	WIRE	INVESTMENT LIQU...		Inv Withdrawl	-100.00	63,187.16
General Journal	08/31/2022	WIRE	INVESTMENT ACQ...		Inv Deposit	100.00	63,287.16
General Journal	09/30/2022	WIRE	INVESTMENT ACQ...		Inv Deposit	200.00	63,487.16
Total 685404050 - SD#404 TR & AGENCY						-385.00	63,487.16
685404060 - SD#404 DEBT SERVICE							556,502.39
General Journal	01/31/2022	WIRE	INVESTMENT ACQ...		Inv Deposit	80,500.00	637,002.39
General Journal	02/25/2022	WIRE	INVESTMENT ACQ...		Inv Deposit	2,040.00	639,042.39
General Journal	03/31/2022	WIRE	INVESTMENT ACQ...		Inv Deposit	1,700.00	640,742.39
General Journal	04/29/2022	WIRE	INVESTMENT ACQ...		Inv Deposit	2,260.00	643,002.39
General Journal	05/31/2022	WIRE	INVESTMENT ACQ...		Inv Deposit	3,000.00	646,002.39
General Journal	06/30/2022	WIRE	INVESTMENT ACQ...		Inv Deposit	2,600.00	648,602.39
General Journal	07/07/2022	WIRE	INVESTMENT LIQU...		Inv Withdrawl	-648,000.00	602.39
General Journal	07/28/2022	WIRE	INVESTMENT ACQ...		Inv Deposit	1,900.00	2,502.39
General Journal	08/31/2022	WIRE	INVESTMENT ACQ...		Inv Deposit	1,000.00	3,502.39
Total 685404060 - SD#404 DEBT SERVICE						-553,000.00	3,502.39
685404080 - SD#404 ASB							24,732.76
General Journal	01/31/2022	WIRE	INVESTMENT LIQU...		Inv Withdrawl	-100.00	24,632.76
General Journal	02/04/2022	WIRE	INVESTMENT LIQU...		Inv Withdrawl	-462.00	24,170.76
General Journal	02/25/2022	WIRE	INVESTMENT LIQU...		Inv Withdrawl	-650.00	23,520.76
General Journal	03/31/2022	WIRE	INVESTMENT ACQ...		Inv Deposit	1,000.00	24,520.76
General Journal	06/30/2022	WIRE	INVESTMENT ACQ...		Inv Deposit	800.00	25,320.76
General Journal	07/28/2022	WIRE	INVESTMENT LIQU...		Inv Withdrawl	-1,200.00	24,120.76
General Journal	08/31/2022	WIRE	INVESTMENT LIQU...		Inv Withdrawl	-1,200.00	22,920.76
General Journal	09/30/2022	WIRE	INVESTMENT ACQ...		Inv Deposit	1,400.00	24,320.76
Total 685404080 - SD#404 ASB						-412.00	24,320.76
685404090 -SD#404 TRANS VEHICLE							197,194.79
General Journal	02/25/2022	WIRE	INVESTMENT ACQ...		Inv Deposit	50.00	197,244.79
General Journal	05/31/2022	WIRE	INVESTMENT LIQU...		Inv Withdrawl	-92,000.00	105,244.79
General Journal	07/28/2022	WIRE	INVESTMENT ACQ...		Inv Deposit	2,600.00	107,844.79
General Journal	08/31/2022	WIRE	INVESTMENT ACQ...		Inv Deposit	80,000.00	187,844.79
General Journal	09/30/2022	WIRE	INVESTMENT ACQ...		Inv Deposit	850.00	188,694.79
Total 685404090 -SD#404 TRANS VEHICLE						-8,500.00	188,694.79
690001010 - BWD DIST#1 M&O							711.57
Total 690001010 - BWD DIST#1 M&O							711.57
690001045 - BWD #1 CAP IMPR FAC							1,048.51
Total 690001045 - BWD #1 CAP IMPR FAC							1,048.51
690002010 - TEW DIST#2 GENERAL							27,481.80
Total 690002010 - TEW DIST#2 GENERAL							27,481.80
690002020 - TEW DIST #2 RESV MT							26,983.79
Total 690002020 - TEW DIST #2 RESV MT							26,983.79
690002065 - TEW DIST #2 WTR REV							118,781.64
Total 690002065 - TEW DIST #2 WTR REV							118,781.64
690002130 -TEW DIST #2 ASMT REV							8,533.18
Total 690002130 -TEW DIST #2 ASMT REV							8,533.18
690003020 - MLWD#3 CAP IMP RESV							126,234.80
General Journal	01/14/2022	WIRE	INVESTMENT ACQ...		Inv Deposit	4,900.00	131,134.80
General Journal	07/13/2022	WIRE	INVESTMENT ACQ...		Inv Deposit	6,700.00	137,834.80
Total 690003020 - MLWD#3 CAP IMP RESV						11,600.00	137,834.80

Mason County Treasurer's Office

Account QuickReport

As of September 30, 2022

Type	Date	Num	Name	Memo	Split	Amount	Balance	
690005010 -HARSTENE PT WTR/SWR							130,000.00	
Total 690005010 -HARSTENE PT WTR/SWR							130,000.00	
690005020 -HARSTENE PT W/S RESV							327,392.40	
General Journal	01/12/2022	WIRE	INVESTMENT ACQ...		Inv Deposit	473.94	327,866.34	
General Journal	02/09/2022	WIRE	INVESTMENT ACQ...		Inv Deposit	904.73	328,771.07	
General Journal	02/17/2022	WIRE	INVESTMENT LIQUI...		Inv Withdrawl	-449.92	328,321.15	
General Journal	03/17/2022	WIRE	INVESTMENT ACQ...		Inv Deposit	725.85	329,047.00	
General Journal	04/13/2022	WIRE	INVESTMENT ACQ...		Inv Deposit	751.74	329,798.74	
General Journal	04/14/2022	WIRE	INVESTMENT LIQUI...		Inv Withdrawl	-190.93	329,607.81	
General Journal	05/11/2022	WIRE	INVESTMENT ACQ...		Inv Deposit	424.92	330,032.73	
General Journal	06/08/2022	WIRE	INVESTMENT ACQ...		Inv Deposit	432.54	330,465.27	
General Journal	07/13/2022	WIRE	INVESTMENT ACQ...		Inv Deposit	552.11	331,017.38	
General Journal	08/12/2022	WIRE	INVESTMENT ACQ...		Inv Deposit	239.80	331,257.18	
General Journal	09/09/2022	WIRE	INVESTMENT ACQ...		Inv Deposit	470.40	331,727.58	
General Journal	09/12/2022	WIRE	INVESTMENT LIQUI...		Inv Withdrawl	-10.00	331,717.58	
Total 690005020 -HARSTENE PT W/S RESV							4,325.18	331,717.58
690005030 -HARSTENE PT W/S ECOL							40,550.45	
General Journal	01/12/2022	WIRE	INVESTMENT ACQ...		Inv Deposit	2.73	40,553.18	
General Journal	02/09/2022	WIRE	INVESTMENT ACQ...		Inv Deposit	2.97	40,556.15	
General Journal	03/17/2022	WIRE	INVESTMENT ACQ...		Inv Deposit	2.97	40,559.12	
General Journal	04/13/2022	WIRE	INVESTMENT ACQ...		Inv Deposit	3.20	40,562.32	
General Journal	05/11/2022	WIRE	INVESTMENT ACQ...		Inv Deposit	7.39	40,569.71	
General Journal	06/08/2022	WIRE	INVESTMENT ACQ...		Inv Deposit	12.85	40,582.56	
General Journal	07/13/2022	WIRE	INVESTMENT ACQ...		Inv Deposit	23.01	40,605.57	
General Journal	08/12/2022	WIRE	INVESTMENT ACQ...		Inv Deposit	31.90	40,637.47	
General Journal	09/09/2022	WIRE	INVESTMENT ACQ...		Inv Deposit	52.82	40,690.29	
Total 690005030 -HARSTENE PT W/S ECOL							139.84	40,690.29
690005050-HARTSTENE DWSFR LOAN							20,376.09	
General Journal	01/12/2022	WIRE	INVESTMENT ACQ...		Inv Deposit	6,675.75	27,051.84	
General Journal	02/09/2022	WIRE	INVESTMENT ACQ...		Inv Deposit	6,676.39	33,728.23	
General Journal	03/17/2022	WIRE	INVESTMENT ACQ...		Inv Deposit	6,676.80	40,405.03	
General Journal	04/13/2022	WIRE	INVESTMENT ACQ...		Inv Deposit	6,677.51	47,082.54	
General Journal	05/11/2022	WIRE	INVESTMENT ACQ...		Inv Deposit	6,681.74	53,764.28	
General Journal	06/08/2022	WIRE	INVESTMENT ACQ...		Inv Deposit	6,689.07	60,453.35	
General Journal	07/13/2022	WIRE	INVESTMENT ACQ...		Inv Deposit	6,704.27	67,157.62	
General Journal	08/12/2022	WIRE	INVESTMENT ACQ...		Inv Deposit	6,721.30	73,878.92	
General Journal	09/09/2022	WIRE	INVESTMENT ACQ...		Inv Deposit	6,759.00	80,637.92	
General Journal	09/21/2022	WIRE	INVESTMENT LIQUI...		Inv Withdrawl	-80,446.74	191.18	
Total 690005050-HARTSTENE DWSFR LOAN							-20,184.91	191.18
690005070-HARTSTENE WATER BOND							37,755.02	
General Journal	01/12/2022	WIRE	INVESTMENT ACQ...		Inv Deposit	330.26	38,085.28	
General Journal	02/09/2022	WIRE	INVESTMENT ACQ...		Inv Deposit	330.51	38,415.79	
General Journal	03/17/2022	WIRE	INVESTMENT ACQ...		Inv Deposit	330.53	38,746.32	
General Journal	04/13/2022	WIRE	INVESTMENT ACQ...		Inv Deposit	330.77	39,077.09	
General Journal	05/11/2022	WIRE	INVESTMENT ACQ...		Inv Deposit	334.78	39,411.87	
General Journal	06/08/2022	WIRE	INVESTMENT ACQ...		Inv Deposit	340.09	39,751.96	
General Journal	07/13/2022	WIRE	INVESTMENT ACQ...		Inv Deposit	350.05	40,102.01	
General Journal	08/12/2022	WIRE	INVESTMENT ACQ...		Inv Deposit	358.94	40,460.95	
General Journal	09/09/2022	WIRE	INVESTMENT ACQ...		Inv Deposit	379.75	40,840.70	
Total 690005070-HARTSTENE WATER BOND							3,085.68	40,840.70
800000010 - TDC - STATE POOL							39,752,624.16	
General Journal	01/05/2022	WIRE	INVESTMENT ACQ...		Inv Deposit	3,000,000.00	42,752,624.16	
General Journal	01/06/2022	WIRE	INVESTMENT ACQ...		Inv Deposit	8,610.00	42,761,234.16	
General Journal	01/10/2022	WIRE	INVESTMENT LIQUI...		Inv Withdrawl	-4,000,000.00	38,761,234.16	
General Journal	01/12/2022	WIRE	INVESTMENT LIQUI...		Inv Withdrawl	-7,482.68	38,753,751.48	
General Journal	01/14/2022	WIRE	INVESTMENT LIQUI...		Inv Withdrawl	-3,270,000.00	35,483,751.48	
General Journal	01/18/2022	WIRE	INVESTMENT LIQUI...		Inv Withdrawl	-5,023,606.45	30,460,145.03	
General Journal	01/21/2022	WIRE	INVESTMENT LIQUI...		Inv Withdrawl	-904,298.41	29,555,846.62	
General Journal	01/26/2022	WIRE	INVESTMENT ACQ...		Inv Deposit	236,002.56	29,791,849.18	
General Journal	01/27/2022	WIRE	INVESTMENT LIQUI...		Inv Withdrawl	-350,000.00	29,441,849.18	
General Journal	01/28/2022	WIRE	INVESTMENT LIQUI...		Inv Withdrawl	-2,300,000.00	27,141,849.18	
General Journal	01/31/2022	WIRE	INVESTMENT ACQ...		Inv Deposit	662,782.73	27,804,631.91	
General Journal	02/01/2022	WIRE	INVESTMENT ACQ...		Inv Deposit	4,000,000.00	31,804,631.91	
General Journal	02/04/2022	WIRE	INVESTMENT ACQ...		Inv Deposit	1,500,000.00	33,304,631.91	
General Journal	02/07/2022	WIRE	INVESTMENT ACQ...		Inv Deposit	2,081,818.46	35,386,450.37	
General Journal	02/08/2022	WIRE	INVESTMENT LIQUI...		Inv Withdrawl	-2,222,517.08	33,163,933.29	
General Journal	02/09/2022	WIRE	INVESTMENT LIQUI...		Inv Withdrawl	-7,914.60	33,156,018.69	
General Journal	02/10/2022	WIRE	INVESTMENT LIQUI...		Inv Withdrawl	-3,012,530.84	30,143,487.85	
General Journal	02/15/2022	WIRE	INVESTMENT ACQ...		Inv Deposit	386,247.28	30,529,735.13	
General Journal	02/17/2022	WIRE	INVESTMENT ACQ...		Inv Deposit	449.92	30,530,185.05	

39

Mason County Treasurer's Office

Account QuickReport

As of September 30, 2022

Type	Date	Num	Name	Memo	Split	Amount	Balance
General Journal	02/25/2022	WIRE	INVESTMENT LIQUI...		Inv Withdrawl	-3,800,000.00	26,730,185.05
General Journal	02/28/2022	WIRE	INVESTMENT ACQ...		Inv Deposit	3,500,000.00	30,230,185.05
General Journal	03/02/2022	WIRE	INVESTMENT ACQ...		Inv Deposit	5,000,000.00	35,230,185.05
General Journal	03/03/2022	WIRE	INVESTMENT ACQ...		Inv Deposit	3,000,000.00	38,230,185.05
General Journal	03/08/2022	WIRE	INVESTMENT LIQUI...		Inv Withdrawl	-600,000.00	37,630,185.05
General Journal	03/10/2022	WIRE	INVESTMENT LIQUI...		Inv Withdrawl	-3,500,000.00	34,130,185.05
General Journal	03/15/2022	WIRE	INVESTMENT ACQ...		Inv Deposit	224,680.23	34,354,865.28
General Journal	03/17/2022	WIRE	INVESTMENT LIQUI...		Inv Withdrawl	-7,736.15	34,347,129.13
General Journal	03/18/2022	WIRE	INVESTMENT ACQ...		Inv Deposit	2,139,639.59	36,486,768.72
General Journal	03/22/2022	WIRE	INVESTMENT ACQ...		Inv Deposit	25,000.00	36,511,768.72
General Journal	03/24/2022	WIRE	INVESTMENT ACQ...		Inv Deposit	7,619.62	36,519,388.34
General Journal	03/31/2022	WIRE	INVESTMENT ACQ...		Inv Deposit	4,500,000.00	41,019,388.34
General Journal	04/01/2022	WIRE	INVESTMENT ACQ...		Inv Deposit	2,500,000.00	43,519,388.34
General Journal	04/05/2022	WIRE	INVESTMENT ACQ...		Inv Deposit	3,800,000.00	47,319,388.34
General Journal	04/06/2022	WIRE	INVESTMENT LIQUI...		Inv Withdrawl	-4,500,000.00	42,819,388.34
General Journal	04/07/2022	WIRE	INVESTMENT LIQUI...		Inv Withdrawl	-4,360,000.00	38,459,388.34
General Journal	04/11/2022	WIRE	INVESTMENT LIQUI...		Inv Withdrawl	-442,134.79	38,017,253.55
General Journal	04/13/2022	WIRE	INVESTMENT ACQ...		Inv Deposit	2,000,000.00	40,017,253.55
General Journal	04/14/2022	WIRE	INVESTMENT ACQ...		Inv Deposit	190.93	40,017,444.48
General Journal	04/15/2022	WIRE	INVESTMENT ACQ...		Inv Deposit	1,900,000.00	41,917,444.48
General Journal	04/18/2022	WIRE	INVESTMENT ACQ...		Inv Deposit	1,836,894.35	43,754,338.83
General Journal	04/21/2022	WIRE	INVESTMENT LIQUI...		Inv Withdrawl	-3,400,000.00	40,354,338.83
General Journal	04/22/2022	WIRE	INVESTMENT ACQ...		Inv Deposit	10,650,000.00	51,004,338.83
General Journal	04/26/2022	WIRE	INVESTMENT ACQ...		Inv Deposit	5,000,000.00	56,004,338.83
General Journal	04/29/2022	WIRE	INVESTMENT ACQ...		Inv Deposit	8,200,000.00	64,204,338.83
General Journal	05/02/2022	WIRE	INVESTMENT ACQ...		Inv Deposit	7,500,000.00	71,704,338.83
General Journal	05/04/2022	WIRE	INVESTMENT ACQ...		Inv Deposit	4,000,000.00	75,704,338.83
General Journal	05/09/2022	WIRE	INVESTMENT LIQUI...		Inv Withdrawl	-4,800,000.00	70,904,338.83
General Journal	05/11/2022	WIRE	INVESTMENT LIQUI...		Inv Withdrawl	-3,000,000.00	67,904,338.83
General Journal	05/13/2022	WIRE	INVESTMENT LIQUI...		Inv Withdrawl	-6,500,000.00	61,404,338.83
General Journal	05/17/2022	WIRE	INVESTMENT ACQ...		Inv Deposit	118,169.69	61,522,508.52
General Journal	05/18/2022	WIRE	INVESTMENT ACQ...		Inv Deposit	55,000.00	61,577,508.52
General Journal	05/19/2022	WIRE	INVESTMENT LIQUI...		Inv Withdrawl	-9,500,000.00	52,077,508.52
General Journal	05/20/2022	WIRE	INVESTMENT LIQUI...		Inv Withdrawl	-3,800,000.00	48,277,508.52
General Journal	05/27/2022	WIRE	INVESTMENT LIQUI...		Inv Withdrawl	-5,000,000.00	43,277,508.52
General Journal	06/02/2022	WIRE	INVESTMENT ACQ...		Inv Deposit	7,000,000.00	50,277,508.52
General Journal	06/03/2022	WIRE	INVESTMENT ACQ...		Inv Deposit	2,500,000.00	52,777,508.52
General Journal	06/07/2022	WIRE	INVESTMENT LIQUI...		Inv Withdrawl	-1,500,000.00	51,277,508.52
General Journal	06/08/2022	WIRE	INVESTMENT LIQUI...		Inv Withdrawl	-5,711.55	51,271,796.97
General Journal	06/13/2022	WIRE	INVESTMENT LIQUI...		Inv Withdrawl	-4,035,083.47	47,236,713.50
General Journal	06/16/2022	WIRE	INVESTMENT LIQUI...		Inv Withdrawl	-7,000,000.00	40,236,713.50
General Journal	06/21/2022	WIRE	INVESTMENT LIQUI...		Inv Withdrawl	-800,000.00	39,436,713.50
General Journal	06/30/2022	WIRE	INVESTMENT ACQ...		Inv Deposit	2,000,000.00	41,436,713.50
General Journal	07/06/2022	WIRE	INVESTMENT ACQ...		Inv Deposit	3,387,674.33	44,824,387.83
General Journal	07/07/2022	WIRE	INVESTMENT LIQUI...		Inv Withdrawl	-3,246,779.36	41,577,608.47
General Journal	07/08/2022	WIRE	INVESTMENT ACQ...		Inv Deposit	803,000.00	42,380,608.47
General Journal	07/11/2022	WIRE	INVESTMENT ACQ...		Inv Deposit	124,480.64	42,505,089.11
General Journal	07/13/2022	WIRE	INVESTMENT LIQUI...		Inv Withdrawl	-1,050,000.00	41,455,089.11
General Journal	07/14/2022	WIRE	INVESTMENT LIQUI...		Inv Withdrawl	-2,200,000.00	39,255,089.11
General Journal	07/20/2022	WIRE	INVESTMENT ACQ...		Inv Deposit	416,134.99	39,671,224.10
General Journal	07/22/2022	WIRE	INVESTMENT LIQUI...		Inv Withdrawl	-2,000,000.00	37,671,224.10
General Journal	07/25/2022	WIRE	INVESTMENT ACQ...		Inv Deposit	1,465,000.00	39,136,224.10
General Journal	07/28/2022	WIRE	INVESTMENT LIQUI...		Inv Withdrawl	-1,670,000.00	37,466,224.10
General Journal	07/29/2022	WIRE	INVESTMENT ACQ...		Inv Deposit	3,500,000.00	40,966,224.10
General Journal	08/02/2022	WIRE	INVESTMENT ACQ...		Inv Deposit	5,000,000.00	45,966,224.10
General Journal	08/04/2022	WIRE	INVESTMENT LIQUI...	ST POOL	Inv Withdrawl	-500,000.00	45,466,224.10
General Journal	08/05/2022	WIRE	INVESTMENT LIQUI...		Inv Withdrawl	-900,000.00	44,566,224.10
General Journal	08/08/2022	WIRE	INVESTMENT LIQUI...		Inv Withdrawl	-1,900,000.00	42,666,224.10
General Journal	08/11/2022	WIRE	INVESTMENT LIQUI...		Inv Withdrawl	-4,800,000.00	37,866,224.10
General Journal	08/12/2022	WIRE	INVESTMENT LIQUI...		Inv Withdrawl	-7,351.94	37,858,872.16
General Journal	08/15/2022	WIRE	INVESTMENT ACQ...		Inv Deposit	1,370,000.00	39,228,872.16
General Journal	08/17/2022	WIRE	INVESTMENT ACQ...		Inv Deposit	313,579.09	39,542,451.25
General Journal	08/18/2022	WIRE	INVESTMENT ACQ...		Inv Deposit	242,964.16	39,785,415.41
General Journal	08/23/2022	WIRE	INVESTMENT ACQ...		Inv Deposit	5,762,098.30	45,547,513.71
General Journal	08/25/2022	WIRE	INVESTMENT LIQUI...		Inv Withdrawl	-2,295,972.63	43,251,541.08
General Journal	08/31/2022	WIRE	INVESTMENT ACQ...		Inv Deposit	8,500,000.00	51,751,541.08
General Journal	09/01/2022	WIRE	INVESTMENT ACQ...		Inv Deposit	2,500,000.00	54,251,541.08
General Journal	09/08/2022	WIRE	INVESTMENT LIQUI...		Inv Withdrawl	-8,000,000.00	46,251,541.08
General Journal	09/09/2022	WIRE	INVESTMENT LIQUI...		Inv Withdrawl	-3,000,000.00	43,251,541.08
General Journal	09/12/2022	WIRE	INVESTMENT ACQ...		Inv Deposit	1,400,000.00	44,651,541.08
General Journal	09/16/2022	WIRE	INVESTMENT ACQ...		Inv Deposit	9,349.70	44,660,890.78
General Journal	09/21/2022	WIRE	INVESTMENT LIQUI...		Inv Withdrawl	-1,186,000.00	43,474,890.78
General Journal	09/22/2022	WIRE	INVESTMENT LIQUI...		Inv Withdrawl	-3,242,000.00	40,232,890.78
General Journal	09/30/2022	WIRE	INVESTMENT ACQ...		Inv Deposit	4,000,000.00	44,232,890.78
Total 800000010 - TDC - STATE POOL						4,480,266.62	44,232,890.78
800000030 - TDC - AGENCY BONDS							9,727,579.40

Mason County Treasurer's Office
Account QuickReport
As of September 30, 2022

Type	Date	Num	Name	Memo	Split	Amount	Balance
General Journal	01/31/2022	WIRE	INVESTMENT LIQUI...	WELLS FARG...	Inv Matured	-250,000.00	9,477,579.40
General Journal	02/09/2022	WIRE	INVESTMENT ACQ...	TREASURY B...	Inv Purchased	499,075.50	9,976,654.90
General Journal	02/23/2022	WIRE	INVESTMENT ACQ...	FHLB CUSIP ...	Inv Purchased	500,000.00	10,476,654.90
General Journal	03/11/2022	WIRE	INVESTMENT ACQ...	TREAS STRIP...	Inv Purchased	495,364.50	10,972,019.40
General Journal	04/06/2022	WIRE	INVESTMENT LIQUI...	FNMA CUSIP ...	Inv Matured	-486,137.00	10,485,882.40
General Journal	04/13/2022	WIRE	INVESTMENT ACQ...	TO CUSIP #9...	Inv Purchased	494,989.50	10,980,871.90
General Journal	04/21/2022	WIRE	INVESTMENT ACQ...	FHLB CUSIP ...	Inv Purchased	250,000.00	11,230,871.90
General Journal	06/17/2022	WIRE	INVESTMENT ACQ...	TO CUSIP #9...	Inv Purchased	498,802.63	11,729,674.53
General Journal	06/17/2022	WIRE	INVESTMENT ACQ...	PIESCD CUSI...	Inv Purchased	234,465.00	11,964,139.53
General Journal	06/28/2022	WIRE	INVESTMENT ACQ...	FHLMC CUSI...	Inv Purchased	250,000.00	12,214,139.53
General Journal	07/19/2022	WIRE	INVESTMENT LIQUI...	WELLS FARG...	Inv Matured	-253,187.50	11,960,952.03
General Journal	07/29/2022	WIRE	INVESTMENT LIQUI...	US TREAS C...	Inv Matured	-499,075.50	11,461,876.53
General Journal	08/23/2022	WIRE	INVESTMENT ACQ...	FFCB CUSIP ...	Inv Purchased	243,337.25	11,705,213.78
General Journal	08/23/2022	WIRE	INVESTMENT ACQ...	FNMA CUSIP ...	Inv Purchased	226,911.75	11,932,125.53
General Journal	09/09/2022	WIRE	INVESTMENT ACQ...	GRANT CO P...	Inv Purchased	519,347.00	12,451,472.53
Total 800000030 - TDC - AGENCY BONDS						2,723,893.13	12,451,472.53
800000040 - TDC - REG WARRANTS							0.00
General Journal	02/23/2022	WIRE	INVESTMENT ACQ...	RW #39 SD#3...	Inv Purchased	272,184.88	272,184.88
General Journal	06/03/2022	WIRE	INVESTMENT LIQUI...	RW #39 SD#3...	Inv Called	-272,184.88	0.00
General Journal	07/07/2022	WIRE	INVESTMENT ACQ...	RW #40 SD#3...	Inv Purchased	585,000.21	585,000.21
General Journal	07/22/2022	WIRE	INVESTMENT LIQUI...	RW #40 GEN...	Inv Called	-22,460.89	562,539.32
General Journal	07/29/2022	WIRE	INVESTMENT LIQUI...	RW #40 SD#3...	Inv Called	-562,539.32	0.00
Total 800000040 - TDC - REG WARRANTS						0.00	0.00
Total STATE POOL INVESTMENT LEDGER						30,230,200.54	232,603,870.22
TOTAL						30,230,200.54	232,603,870.22

U.S. DEPARTMENT OF THE TREASURY


Daily Treasury Bill Rates

Effective with the inaugural auction of the new benchmark 17-week Treasury bill on Wednesday, October 19, 2022, Treasury plans to include 17-week bill prices in its input data set for the daily yield curve. Treasury also plans to add a 4-month CMT to the Daily Treasury Par Yield Curve Rates and 17-week bill rates to the Daily Treasury Bill Rates that it publishes.

Changes to the published tables and data files to accommodate the additional rates will appear beginning in the evening of October 18, 2022.

Get updates to this content

NOTICE: See Developer Notice on changes to the XML data feeds

 View the XML feed

 Download the XSD Schema for the XML feed

Render the XML feed in a browser

Download the daily XML files for all data sets

Download CSV

Select type of Interest Rate Data

Daily Treasury Bill Rates ▼

Select Time Period

2022 ▼

Date	4 WEEKS		8 WEEKS		13 WEEKS		17 WEEKS		26 WEEKS		52 WEEKS
	BANK DISCOUNT	COUPON EQUIVALENT	BANK DISCOUNT	COUPON EQUIVALENT	BANK DISCOUNT	COUPON EQUIVALENT	BANK DISCOUNT	COUPON EQUIVALENT	BANK DISCOUNT	COUPON EQUIVALENT	
09/22/2022	2.65	2.69	2.98	3.04	3.19	3.26	N/A	N/A	3.78	3.91	3.95
09/23/2022	2.59	2.63	2.95	3.00	3.12	3.19	N/A	N/A	3.76	3.88	3.95
09/26/2022	2.64	2.68	2.99	3.05	3.30	3.37	N/A	N/A	3.87	4.00	3.95
09/27/2022	2.60	2.64	2.99	3.05	3.26	3.33	N/A	N/A	3.83	3.96	3.95
09/28/2022	2.50	2.54	2.96	3.01	3.29	3.36	N/A	N/A	3.78	3.91	3.88
09/29/2022	2.68	2.72	3.08	3.14	3.26	3.33	N/A	N/A	3.78	3.91	3.88
09/30/2022	2.70	2.74	3.07	3.13	3.22	3.29	N/A	N/A	3.82	3.95	3.88
10/03/2022	2.75	2.79	3.10	3.16	3.34	3.42	N/A	N/A	3.86	3.99	3.88
10/04/2022	2.77	2.81	3.07	3.13	3.32	3.39	N/A	N/A	3.87	4.00	3.95
10/05/2022	2.74	2.78	3.05	3.11	3.33	3.40	N/A	N/A	3.88	4.01	3.95
10/06/2022	2.94	2.99	3.23	3.29	3.32	3.39	N/A	N/A	3.91	4.04	4.00
10/07/2022	2.92	2.97	3.23	3.29	3.31	3.38	N/A	N/A	3.96	4.09	4.00
10/11/2022	2.92	2.97	3.27	3.33	3.53	3.61	N/A	N/A	4.05	4.19	4.00
10/12/2022	2.91	2.96	3.28	3.34	3.56	3.64	N/A	N/A	4.03	4.17	4.00
10/13/2022	3.23	3.28	3.48	3.55	3.64	3.72	N/A	N/A	4.16	4.31	4.00



LGIP Daily Yield

Daily Yield: The net earnings figure that is calculated daily using the investment income earned (excluding realized gains or losses) each day, assuming daily amortization and/or accretion of income of all fixed income securities held by the Fund, less the administrative fee.

7 Day Yield: The daily factor is reported on an annualized 7-day basis, using the daily factors from the previous 7 calendar days.

30 Day Yield: The daily factor is reported on an annualized 30-day basis, using the daily factors from the previous 30 calendar days.

True 30 Day Yield: The net daily earnings figure that is calculated using the total net earnings including realized gains and losses occurring each day, less the administrative fee.

September 2022

DATE	DAILY YIELD	7-DAY YIELD	30-DAY YIELD	TRUE 30-DAY YIELD
09/30	2.886612	2.893931	2.550092	2.563900
09/29	2.892092	2.894431	2.532861	2.546853
09/28	2.896212	2.862765	2.515059	2.529103
09/27	2.897024	2.796582	2.496092	2.510297
09/26	2.895255	2.730941	2.476798	2.491003
09/25	2.895384	2.665342	2.457563	2.471768

Mason County Treasurer's Office

Account QuickReport

As of September 30, 2022

Type	Date	Num	Name	Memo	Split	Amount	Balance	
BONDS & LOANS - MASON COUNTY							21,271,567.17	
WATER METER BEARDS COVE '18A							158,840.00	
General Journal	06/15/2022	WIRE	USDA Rural Develop...	\$2,184.00 M-8...	Bond Principal ...	-1,251.00	157,589.00	
Total WATER METER BEARDS COVE '18A							-1,251.00	157,589.00
BELFAIR WASTEWATER DOE L0400005							115,891.19	
General Journal	02/17/2022	CHECK	WA STATE DEPART...	WT #8086536 ...	Bond Principal ...	-9,264.48	106,626.71	
General Journal	08/16/2022	CHECK	WA STATE DEPART...	WT #0809019...	Bond Principal ...	-9,334.18	97,292.53	
Total BELFAIR WASTEWATER DOE L0400005							-18,598.66	97,292.53
BELFAIR WASTEWATER DOE L1200025							103,609.65	
General Journal	05/26/2022	CHECK	WA STATE DEPART...	WT #0808840...	Bond Principal ...	-3,624.07	99,985.58	
Total BELFAIR WASTEWATER DOE L1200025							-3,624.07	99,985.58
NBCI WASTEWATER L0000021							187,694.81	
General Journal	02/17/2022	CHECK	WA STATE DEPART...	WT #8086536 ...	Bond Principal	-187,694.81	0.00	
Total NBCI WASTEWATER L0000021							-187,694.81	0.00
MASON COUNTY LTGO 2021 REF BD							2,883,750.00	
General Journal	05/31/2022	WIRE	Cashmere Valley Bank	M-84479 \$23,...	Bond Interest P...		2,883,750.00	
Total MASON COUNTY LTGO 2021 REF BD							0.00	2,883,750.00
MASON COUNTY LTGO 2020B REF BD							1,146,190.00	
General Journal	05/31/2022	WIRE	NORTH CASCADE ...	M-84481 \$14,...	Bond Interest P...		1,146,190.00	
Total MASON COUNTY LTGO 2020B REF BD							0.00	1,146,190.00
MASON COUNTY LTGO 2020A REF BD							6,466,720.00	
General Journal	05/31/2022	CHECK	Columbia Bank	\$63,007.60 M-...	Bond Interest P...		6,466,720.00	
Total MASON COUNTY LTGO 2020A REF BD							0.00	6,466,720.00
WATER METER BEARDS COVE '19							103,871.52	
General Journal	02/04/2022	WIRE	USDA Rural Develop...	M-81423 \$1,6...	Bond Principal ...	-739.00	103,132.52	
General Journal	08/05/2022	WIRE	USDA Rural Develop...	M-86165 \$1,6...	Bond Principal ...	-750.55	102,381.97	
Total WATER METER BEARDS COVE '19							-1,489.55	102,381.97
MAS0144-2-1 PUBLIC WKS BD FUND							5,150,000.00	
General Journal	05/31/2022	WIRE	US BANK	\$128,750.00 M...	Bond Principal ...	-760,000.00	4,390,000.00	
Total MAS0144-2-1 PUBLIC WKS BD FUND							-760,000.00	4,390,000.00
N Bay/Case Inlet LTGO REF 2017							3,935,000.00	
General Journal	05/31/2022	WIRE	US BANK	\$70,162.50 M-...	Bond Interest P...		3,935,000.00	
Total N Bay/Case Inlet LTGO REF 2017							0.00	3,935,000.00
Mason County LTGO 2013 B - Jail							1,020,000.00	
General Journal	05/31/2022	WIRE	US BANK	\$29187.30 M-...	Bond Interest P...		1,020,000.00	
Total Mason County LTGO 2013 B - Jail							0.00	1,020,000.00
Total BONDS & LOANS - MASON COUNTY							-972,658.09	20,298,909.08
TOTAL							-972,658.09	20,298,909.08

Mason County, Washington Debt Policy

July 2018 – Reviewed October 2022

INTRODUCTION

The foundation of any well-managed debt program is a comprehensive debt policy. A debt policy sets forth the parameters for issuing debt, managing a debt portfolio and providing guidance to decision-makers. The debt policy should recognize a long-term commitment to full and timely repayment of all debt as an intrinsic requirement for entry into the capital markets. Adherence to a debt policy helps to ensure that a government maintains a sound debt position and that its credit quality is protected. A debt policy is beneficial because it enhances the quality of decisions, rationalizes the decision-making process, identifies objectives for staff, demonstrates a commitment to long-term financial planning objectives and is viewed positively by the rating agencies.

1. Roles and Responsibilities

The *Board of Commissioners* shall, in accordance with applicable statutes, ordinances and policies initiate all debt issuance.

As the *Board of Commissioners* addresses issues and elements of the County's Debt Policy the following objectives will be considered:

EQUITABILITY To be reasonable and equitable to current and future taxpayers when distributing the cost of government by issuing debt and when allocating the debt service to the appropriate revenue sources.

RESPONSIBILITY To act responsibly and appropriately when issuing debt, to maintain or enhance the County's credit worthiness and reputation, and to ensure the trust of those who have or will purchase the County's debt.

FLEXIBILITY To maintain the County's ability to choose financing options that optimize the changing municipal financial markets and to achieve established objectives at the best possible cost consistent with the long-term interests of the county.

DUE CARE To adhere to and comply with all of the agreements, laws, contracts, covenants, policies and obligations that relate to the current Policy.

The County Treasurer shall provide the services required for the issuance of debt, in consultation with required professionals and other service providers. The Treasurer shall inform the County's Finance Committee of all debt issuance plans and the status of financing in process.

The County Treasurer shall be responsible for the payment of the County's debt service pursuant to RCW 36.29.010, as well as compliance with requirements of any continuing disclosure undertaking and with arbitrage requirements of the IRS (see Section VIII herein).

The County Finance Committee in accordance with RCW 36.48.070, (*whose members are the county treasurer, county auditor and the chair of the county legislative authority*) shall adopt a Debt Policy, which shall be reviewed and updated at least every four years. A copy of the Debt Policy is to be provided to elected officials and department heads that may be impacted by the policy.

The Board of County Commissioners shall be responsible for coordinating the annual update of the Capital Facilities Plan, forwarding a copy of the updated Capital Facilities Plan to the Finance Committee for use as a resource to make recommendations on debt financing.

II. Debt and Capital Planning

The County shall develop a Capital Facilities Plan that is included in the Capital Facilities Element of the Comprehensive Plan. The Capital Facilities Plan should list the projects, needs, projected associated costs and funding sources of the Plan for a multi year period, consistent with the period of the County's Road Plan (RCW 37.70A.070). Any costs of operating and maintaining the projects listed in the Plan should be identified separately, to ensure that adequate funds will be available for ongoing costs related to the projects.

Priorities shall be established based upon (1) the need for the project, as determined in the adopted Capital Facilities Plan and the Mason County Comprehensive Plan, in order to provide required County services, (2) availability of funding or debt repayment source, and (3) availability of staff to carry out the project in the time frames specified.

The plan shall be updated and priorities reviewed annually. Based upon the projects and priorities listed in the Capital Facilities Plan, the County Treasurer will develop a plan of finance and calendar of debt issuance to address the financing needs, identified in each year for presentation to the Finance Committee, and further recommendation to the Board of Commissioners.

III. Credit Objectives

Credit Ratings

As of February 2008, Mason County has received a bond rating of "AAA" from Standard and Poor's, with the understanding that a municipal bond insurance policy would be issued concurrently with its most current Bond Issue by Financial Security Assurance Inc. Additionally Standard and Poor's has assigned an underlying bond rating of "A" to its non-voted (limited tax) Bond. The previous credit rating for Mason County was a Municipal Bond Insurance rating of "AAA, with an underlying rating of A- in May of 1998.

In determining a credit rating for long term bonds, the rating agency considers: (a) the County's management, including decision-making, responsiveness to challenges and opportunities, policies, and qualifications and longevity of commissioners and other elected officials; (b) the financial condition of the County, including the amount of debt outstanding, payback period for debt, direct and overlapping debt burdens, General Fund reserve and other reserve fund balances, and debt management; and (c) economic conditions of the county.

The County will seek to maintain the highest possible credit ratings for all categories of debt, without compromising delivery of basic County services and achievement of the County's policy objectives. It shall be the County's goal to maintain a long-term bond rating in the "A" category. Consistent with maintenance of an "A" rating, the County shall maintain an undesignated balance in its general fund (or any related reserve fund that may be created for this purpose). To this extent the Board of County Commissioners has passed Resolution #42-98 designating a \$1,000,000.00 unencumbered cash balance be held for such purposes.

Additional policies intended to support the maintenance of the County's current ratings are contained throughout this Debt Policy and include:

- 1) Length of debt and payback goals,
- 2) Purpose, type and use of debt, and
- 3) Capital planning

Credit Enhancement

For all bond issues, the County will consider municipal bond insurance to reduce net interest costs. Credit enhancement will only be used when the projected present value benefit is greater than the cost of insurance. The projected present value benefit will be determined by comparing the expected interest cost for the financing both with and without insurance, when discounted by the expected interest rate on the bonds.

Generally, the County will not purchase more than one bond rating for insured debt.

For negotiated sales of bonds, the County will pay the bond insurance premium from bond proceeds when a benefit is demonstrated following analysis.

For competitive sales of General Obligation bonds, the County will make insurance available at the option and expense of bidders. Bidders may choose to purchase additional bond ratings at their own expense. For competitive sales of Revenue bond, the County may directly purchase bond insurance, and offer the bonds with insurance at the County's cost.

IV. Purpose, Type and Use of Debt

General Obligation Debt

General Obligation Debt is backed by the full faith and credit of the County and is payable from General Fund revenues and taxes collected by the County.

Limited Tax General Obligation Debt (LTGO) is payable from regular tax levies, revenues, or other funds legally available to be pledged (i.e. REET funds), and includes all types of obligations whether lease-purchase, financing contracts, loans, bond or other payment obligations. Rental leases are not considered debt, but financing leases are. LTGO debt is subject to a statutory limitation of 1.5% of the County's assessed value.

Limited tax debt will be used for capital purposes, when a specified repayment source has been identified through new revenue sources, expenditure reductions or increased revenue base, or in the event of an emergency. The amount of limited tax debt outstanding will not exceed 35% of the statutory debt limitation, unless required to meet an emergency requirement caused by natural disaster, legal judgment or similar unplanned events.

Unlimited Tax General Obligation Debt (UTGO) is secured by a UTGO Bond Fund, which is restricted to payment of bond debt service. UTGO debt is payable from excess tax levies and is subject to voter approval. Any proposition for UTGO debt must be approved by 60% of the voters casting a vote, and the total number of ballots cast must be at least equal to 40% of the total number of voters voting in the last general election. Total GO debt (including limited and unlimited tax) is subject to a statutory limitation of 2.5% of the County's assessed value.

Unlimited tax debt will be used for county capital purposes, when the project has broad approval by the County's residents, or the use of an excess tax levy is necessary for debt service payments.

Revenue Obligations

Revenue Obligations are used to finance construction or improvements to facilities of enterprise systems operated by the County, in accordance with a system and plan of improvements. The enterprise systems must be an established system legally authorized for operation by the County.

There are no legal limits to the amount of revenue bonds the County can issue, but there are practical limits to the County's ability to repay obligations.

Revenue bonds are generally subject to certain tests and requirements, including (1) establishment and maintenance of a debt service reserve fund (generally equal to average annual debt service), (2) rates and charges must provide net revenue after payment of operating expenses equal to a multiple between 1.1 and 1.5 times the debt service requirement, depending on the type and purpose of the enterprise and debt. Additional covenants and pledges must be made for the benefit of bondholders.

The County will not incur Revenue Obligations without first ensuring the ability of an enterprise system to consistently meet any pledges and covenants customarily required by investors in such obligations, during the term of the obligation.

Assessment-backed Obligations

Assessment-backed obligations are used to finance projects that will provide special benefit to certain property owners. The benefiting property owners are charged an assessment, based upon a formula developed to fairly reflect the benefit received by each property owner in the assessment district. There are detailed statutes for the formation of assessment districts and assessing property, which contain specific timeframes for notice and conducting public hearings.

The County will form road improvement districts (RIDS) or local improvement districts (LIDS) upon petition of benefiting property owner, unless the County Commissioners determine to establish the districts by resolution. The County Commissioners will provide the County Treasurer with each proposed resolution forming an assessment district prior to its consideration at a public meeting.

The Treasurer shall be provided with enough detail to determine the size, timing and characteristics of the project and any contribution the County is providing to the cost of the improvements.

The County Treasurer, in consultation with the appropriate county department, will develop specific policies and procedures relating to financing for assessment districts, for recommendation to the Finance Committee.

Lease Purchase or other Financing Contracts

Lease purchase or financing contracts are payment obligations that represent principal and interest components, for which the County receives the property after all payments are made. These represent general obligations of the County, therefore fall under the County's statutory debt limit.

The Treasurer shall be provided with details regarding the equipment, cost and financing term for any proposed contract. Upon adoption of a resolution by the County Commissioners authorizing the acquisition of personal property or real property and a financing contract prior to its consideration at a public meeting the Treasurer will provide the State Treasurer with a Notice of Intent and application form along with a credit form for approval.

The LOCAL Program is available by the State Treasurer's Office. It is a lease/purchase program that allows pooling of funding needs for state agencies and local governments into larger offerings of securities. This program allows local government agencies the ability to finance personal property or real property needs through the State Treasurer's office, subject to existing debt limitations and financial consideration, and benefit from the combination with state agency funding.

Short Term Obligations

Short-term obligation will be used for the purpose of cash flow financing or to provide interim financing in conjunction with the development of a long term financing plan. In no case, will notes or other obligations be entered into for the purpose of funding deficits without prior development and review of a longer-term deficit-financing plan by the Finance Committee upon recommendation by the County Treasurer.

The use of short term financing shall be evaluated by the County Treasurer and compared with the cost of internal financing or inter-fund loans. All inter-fund loan resolutions will be reviewed by the County Treasurer to ensure that the appropriate reimbursable language is included, the correct fund numbers are used, and to develop the appropriate debt repayment schedule.

V. Structure of Debt

Term of Financing

In no case will the term of any financing exceed the life of the asset being financed. In setting the term of debt, the County will attempt to balance the overall cost of financing with the annual payment burden. It is the goal of the County to establish a term of finance that ensures that the residents benefiting from the project are the ones who are paying over the life of the debt. The term will be structured consistent with a fair allocation of costs to current and future beneficiaries.

Payback Period

To the extent possible, the County will strive to repay at least 20% of its long-term debt within five years and 40% within ten years. This is consistent with the County's desire to structure debt with level payments of principal and interest over the life of the debt. Back-loading of principal will be considered only when the benefits from the debt issuance can clearly be demonstrated to be greater in the future than in the present, when such structuring is beneficial to the County's overall amortization schedule, or when the structure will more closely match debt service to the anticipated repayment source.

VI. Refunding Obligations

The County Treasurer will continually review the County's outstanding debt and recommend issues for refunding as market opportunities arise. Debt shall be refinanced only for the purpose of achieving debt service savings, unless required to achieve specific debt management goals of the County. The County will not refinance debt for the purpose of deferring scheduled debt service, unless unique circumstances are present. The County is aware that refinancing for the purpose of deferring debt service may have an impact on its credit rating.

Advance refunding transactions will generally be completed when net present value savings equal at least 3.5% to 5% of the amount of debt being refunded. Advance refunding transactions are those undertaken in advance of the first date on the refunded debt can be called for optional redemption, and will require the establishment of an escrow account for the defeasance of the refunded debt. All costs incurred in completing the refunding shall be taken into account when determining the net present value savings.

Current refunding transactions shall be considered whenever possible. Current refunding transactions are those undertaken at or after the call date on outstanding debt, and provide for immediate redemption and replacement of refunded debt. The savings level required for a current refunding should take into account the number of years remaining on the bonds, within the following general guidelines.

<u>Years Between Refunding and Final Redemption</u>	<u>Present Value Savings Target</u>
1 - 2 years	1%
3 - 4 years	2%
5 - 6 years	3%
7 - 9 years	4%

The County may purchase its bonds in the open market for the purpose of retiring the obligations, when cost effective.

VII. Debt Issuance

Method of Sale

The County Treasurer shall determine the method of sale best suited for each issue of debt, with notification to the finance committee. When necessary to minimize the costs and risks of borrowing, or when the expertise of an underwriter is necessary, the County may provide for the sale of debt by negotiating the terms and conditions of sale, including prices, interest rates, underwriting fees and other compensation.

For any competitive sale of debt, the County will award the issue to the underwriter offering to buy the bonds at a price and interest rates that provides the lowest True Interest Cost (TIC). (TIC is the total interest paid plus underwriters cost in present value.)

When negotiating the sale of bonds, the County Treasurer will request that the underwriter provide detailed information on market conditions, other bonds of similar quality and structure sold within the prior two weeks or known to be scheduled for sale within the following week, written comparisons with other bonds on the market. This request will include justification for the proposed interest rates, redemption provisions and underwriting compensation. For any negotiated sale, the underwriter must provide detailed information justifying the use of bond insurance, and the recommended provider.

Use of Professionals and Other Service Providers

Bond Counsel - All debt issued by the County shall include a written opinion by legal counsel affirming that the County is authorized to issue the debt, and that all statutory requirements have been met. The legal opinion and other documents relating to the issuance of debt will be prepared by nationally recognized private legal counsel with extensive experience in public finance and tax issues. Bond counsel will be appointed by the prosecuting attorney to serve as special prosecutor upon request of County Treasurer.

Financial Advisor - If the County Treasurer with consensus of the Finance Committee determines that it is in the best interest of the County to retain a financial advisor, then the Treasurer shall select a financial advisor consistent with the County's general authority to contract. The financial advisor shall have comprehensive municipal debt experience, including debt structuring and pricing of municipal securities. In no case shall the financial advisor serve as underwriter for the County's bonds until the underwriting accounts are closed or debt is freed from underwriter pricing restrictions, whichever occurs first. The County Treasurer will provide the financial advisor with a copy of the County's Debt Policy and the financial advisor shall be responsible for following the policy as it relates to its duties.

Underwriter - For negotiated sales, the County Treasurer will select an underwriter, consistent with the County's general authority to contract, taking into account the type of issue, experience offered and other relevant criteria. The selection of underwriter may be for an individual bond issue, series of financings or a specified time period, as determined by the Treasurer. The underwriter shall have sufficient capitalization and experience to serve as underwriter for the County's bonds. The County Treasurer will provide the underwriter with a copy of the County's Debt Policy and the underwriter shall be responsible for following the policy as it relates to its role and duties.

For competitive sales of bonds, the County Treasurer, with the assistance of a financial advisor, will provide notice of the sale customary to the national municipal bond market, and will widely disseminate the official statement, notice of sale and bid form to encourage the broadest market participation in the sale. The Underwriter at a competitive sale will be determined based solely on the lowest cost proposal submitted based on a bid basis, at a specific date and time, as customary in the municipal market.

Fiscal Agent - The County Treasurer shall use the State Fiscal Agent appointed by the State Treasurer. At the sole discretion of the Treasurer, the Treasurer may serve as registrar for very small issues or those privately placed with investors. Neither the County or special purpose districts can obligate the County Treasurer to serve as registrar without prior written approval of the Treasurer as provided in RCW 39.46.030.

Other Service providers - Professional services such as verification agent, escrow agent or rebate analyst shall be appointed by the Treasurer, and are considered incidental to the Treasurer's role in undertaking the issuance of debt.

VIII Other Duties and Obligations

Investment of Bond Proceeds

Each Bond Resolution will provide for establishment of funds and accounts, which will be designated in advance by the County Treasurer. The County Treasurer will direct the investment of bond proceeds, based upon input from the department head or elected official of the receiving fund as to cash flow requirements. Any investment will be made only in accordance with the County's Investment Policy and procedures established by the County Treasurer.

Arbitrage and Tax Law Requirements

Prior to any debt issuance, the County Treasurer shall be provided with a schedule that shows the expected timing and amount of expenditures to be made from the project fund. This schedule will be provided by the County Treasurer to Bond Counsel for use in developing an Arbitrage Certificate and in meeting IRS spend-down requirements for tax exempt bond proceeds.

The County Treasurer will keep records of investment of bond proceeds and bond funds sufficient to develop calculations required for compliance with arbitrage and other tax law requirements. At the sole discretion of the County Treasurer, the County Treasurer may retain the services of a qualified professional firm to provide computations relating to potential rebate liability of the County. In this case the County Treasurer may seek proposals from qualified firms, with a selection to be based on qualifications, cost and services to be provided.

The County Treasurer is not responsible for arbitrage and other tax law requirements for junior taxing or benefit assessment districts for which the County Treasurer serves as ex-officio treasurer. No such district is authorized to obligate the County Treasurer in any way, relating to these requirements.

Disclosure Documents

Primary market disclosure The County Treasurer will serve as the focal point for information requests relating to official statements to be used in the initial offering of the County's bonds or notes. The County Treasurer will request from relevant departments and offices, information required for disclosure to investors and rating agencies. Each department or office bears responsibility for the information provided for use in the County's official statements.

The County Commissioners will be provided with a copy of the official statement for each issue of debt, and upon concurrence the Chair of the Board will sign a statement attesting to the accuracy and completeness of the information therein.

Secondary market disclosure The County Treasurer shall review any proposed undertaking to provide secondary market disclosure, and advise the County Commissioners of any suggested changes in information or deadlines contained therein. The County Treasurer will provide secondary market disclosure annually, if the County has contracted to provide any.

IX. Approval and Adoption

Approved and adopted this ____ day of _____, 2022, by the Mason County Finance Committee.

Elisabeth (Lisa) Frazier, Mason County Treasurer
Chairperson, County Finance Committee

Paddy McGuire, Mason County Auditor
Secretary, County Finance Committee

Kevin Shutty, Chairperson, Board of County Commissioners
Member, County Finance Committee



New Financial Reporting Requirements for Governments Proposed in U.S. Senate: A Costly and Burdensome Unfunded Mandate

GFOA members should be aware of proposed legislation in the U.S. Senate that would mandate governments to report financial information using uniform reporting categories, or “data standards,” which may require costly updates to financial systems or extensive workarounds.

NEW PODCAST: WHAT GFOA MEMBERS NEED TO KNOW

Currently, U.S. Senators are considering including the bill ([S. 4295](#)) as part of the federal defense authorization legislation that must be taken up before the end of the year.

GFOA has long advocated for governments to demonstrate transparency and accountability by making financial information readily accessible to the public, but hastily passing this bill

may create data standards that opens the door to **directing the use of specific technologies for reporting governmental financial information.**

This effort to create new universal reporting categories will have minimal value to transparency efforts and would be a significant cost to state and local governments. This unfunded mandate would require extensive staff time along with the need for consulting resources and potentially risky updates to government financial systems.

GFOA urges you to reach out to your Senators and ask them to oppose including S. 4295 - or more specifically, Section 203 of the legislation - in the defense authorization bill.

Why would the mandate pose a challenge?

A mandate for utilizing a specific technology for governmental and nonprofit financial reporting would require identical financial reporting taxonomies across all types of public entities. Given the wide variety of governments our market represents (e.g., states, cities, counties, water systems, public power, public gas, hospitals, etc.), combining all into a single standardized template has the potential to lose valuable information and to reduce transparency by eliminating detail specific to the unique functions or services that governments actually provide.

Transitioning to or potentially adding new reporting categories would require changes to underlying financial systems. The legislation does not provide any financial assistance with these transition costs to hire consultants, reconfigure financial systems, or implement new software or to assist with the ongoing costs to support this additional reporting burden.

GFOA has a policy statement on the matter: **Mandating Specific Technologies for Financial Reporting and Disclosure Purposes.**

What is the legislation?

S. 4295, the Financial Data Transparency Act (FDTA) of 2022, sponsored by Senator Warner (D-VA) and Senator Crapo (R-ID) would require the MSRB to "establish data standards." It also needs to "scale" reporting requirements for "smaller regulated entities." A similar bill was recently included in the House version of the chamber's defense authorization act.

The provisions in question are in Section 203 of the legislation. Further, it requires joint rulemaking for regulated entities that will take place for two years after passage and then it provides two years for implementation. Full implementation and compliance would be required beginning 2027.

State and local governments do not oppose transparency and accessibility of information.

Our concerns about this legislation are not about transparency, they are:

- Section 203 poses an **unfunded mandate** for local governments that will need to take a various courses of action that come at a cost. Some will need to buy and implement new software, others will need to take steps to reconfigure existing systems, and yet others will need to take the steps to update their systems.
- Section 203 may create **more confusion or reduce transparency** of publicly available information. Most state and local governments adhere to governmental reporting standards established by the Governmental Accounting Standards Board (GASB). The FDTA could create standards and requirements that conflict with GASB standards. Not to mention, creating uniform standardized reporting across all entities in the municipal market (states, counties, cities, water systems, transportation systems, universities, etc.) is a substantial challenge in and of itself.
- Section 203 poses as an **unprecedented, substantial overreach by the federal government**. If enacted, it could empower the MSRB to essentially dictate both the structure and content of disclosures, and indirectly prescribe accounting and reporting principles for state and local governments and other public entities. This would be a breach of principles

established in federal law that have served as guardrails for over 50 years, and ultimately the tenets of federalism that are deeply rooted in our nation since its founding.

- This bill seeks to **establish the standards within an unreasonable timeframe**. It is already troubling that there is no requirement to solicit input from issuers as drafted. But as called for in FDTA, two years is not enough time to solicit input and then determine new metrics for issuers. GASB often takes 5-10 years to go from workplan to implementation when developing statements.

Additional Resources

GFOA urges members to reach out to their Senators and ask them to oppose inclusion of S. 4295's Section 203 in the defense authorization bill. Please feel free to utilize this [template letter](#) as a starting point and to share any correspondence with your Senators with GFOA's [Federal Liaison Center](#).

[CONTACT YOUR SENATOR](#)