



Mason County Finance Committee Report

2022 Fourth Quarter (October - December) Submitted January 25, 2023

Mason County Finance Committee
 Lisa Frazier, Mason County Treasurer
 Steve Duenkel, Mason County Auditor
 Sharon Trask, Mason County Commissioner

RCW 36.48.070

County finance committee — Approval of investment policy and debt policy — Rules.

The county treasurer, the county auditor, and the chair of the county legislative authority, ex officio, shall constitute the county finance committee. The county treasurer shall act as chair of the committee and the county auditor as secretary thereof. The committee shall keep a full and complete record of all its proceedings in appropriate books of record and all such records and all correspondence relating to the committee shall be kept in the office of the county auditor and shall be open to public inspection. The committee shall approve a county investment policy and a debt policy and shall make appropriate rules and regulations for the carrying out of the provisions of RCW 36.48.010 through 36.48.060, not inconsistent with law.

36.48.010

Depositaries to be designated by treasurer.

36.48.040

Depositaries to be designated by treasurer -- Deposited funds deemed in county treasury.

36.48.050

Depositaries to be designated by treasurer -- Treasurer's liability and bond additional.

36.48.060

Definition -- "Financial institution."

CE CASH BALANCE AS OF

December 31, 2022	\$ 26,497,166.39	Note: +\$4,961,209.26 for same period 2021
September 30, 2022	\$ 25,256,375.27	Note: + \$5,409,380.14 for same period 2021
June 30, 2022	\$ 26,471,237.85	Note: + \$6,456,265.59 for same period 2021
March 31, 2022	\$ 21,405,230.21	Note: + \$6,495,776.02 for same period 2021
December 31, 2021	\$ 21,535,957.13	Note: + \$5,430,352.61 for same period 2020
September 30, 2021	\$ 19,846,995.13	Note: + \$7,277,278.20 for same period 2020
June 30, 2021	\$ 20,014,972.26	Note: + \$6,644,755.76 for same period 2020
March 31, 2021	\$ 14,910,454.19	Note: + \$5,024,574.64 for same period 2020
December 31, 2020	\$ 16,105,604.52	Note: + \$4,029,284.40 for same period 2019
December 31, 2019	\$ 12,076,320.12	Note: + \$4,242,643.62 for same period 2018
December 31, 2018	\$ 7,833,676.50	Note: + \$3,730,693.46 for same period 2017

GENERAL FUND RESERVE AND CONTINGENCY POLICY 2021-034

Year	2021 Expenditures	Percentage	Policy Balance	Cash 12/31/2022	Difference	Less Contingency
General Operating 2022	\$38,456,162.00	15%	\$5,768,424.30	\$ 26,497,166.39	\$ 20,728,742.09	\$ 19,728,742.09
General Operating 2022	\$38,456,162.00	20%	\$7,691,232.40	\$ 26,497,166.39	\$ 18,805,933.99	\$ 17,805,933.99
General Operating 2022	\$38,456,162.00	25%	\$9,614,040.50	\$ 26,497,166.39	\$ 16,883,125.89	\$ 15,883,125.89
Contingency Reserve 2022	\$1,000,000.00	n/a	\$1,000,000.00			

CASH & INVESTMENTS	
TREASURER'S REGULAR CHECKING ACCOUNT COLUMBIA BANK	\$ 16,424,414.53
IMPREST ACCOUNTS	\$ 66,025.00
TREASURER'S INVESTED FUNDS TOTAL (see breakdown below)	\$ 226,020,452.50

TOTAL CASH & INVESTMENTS AS OF December 30, 2023	\$ 242,510,892.03	12/30/2022	12/30/2022	12/30/2022	12/30/2022	12/30/2022
	COST	MARKET VALUE	GAIN/LOSS	PORTFOLIO %		
INVESTMENT PORTFOLIO	\$ 70,143,628.22	\$ 69,516,993.46	\$ (626,634.76)	100.00%		Rating
FEDERAL HOME LOAN BANK (FHLB)	\$ 2,732,354.00	\$ 2,530,755.00	\$ (201,599.00)	3.90%		S&P AA+
FEDERAL FARM CREDIT (FFCB)	\$ 2,243,033.50	\$ 2,089,990.00	\$ (153,043.50)	3.20%		S&P AA+
FEDERAL NATIONAL MORTGAGE ASSOCIATION (FNMA)	\$ 473,355.50	\$ 444,615.00	\$ (28,740.50)	0.67%		S&P AA+
FEDERAL HOME LOAN MORTGAGE COMPANY (FHLMC)	\$ 1,498,295.50	\$ 1,414,747.00	\$ (83,548.50)	2.14%		S&P AA+
MUNICIPLE BONDS	\$ 753,812.00	\$ 748,978.10	\$ (4,833.90)	1.07%		S&P A-/AA+
US TREASURIES	\$ 4,245,372.58	\$ 4,090,794.22	\$ (154,578.36)	6.05%		Moody's Aaa
(TREAS DAILY CASH) WA STATE LGIP	\$ 45,751,182.06	\$ 45,751,182.06	\$ -	65.23%		Not Rated
(CO DEPARTMENTS/TAXING DISTRICTS) WA STATE LGIP	\$ 12,196,223.08	\$ 12,196,223.08	\$ -	17.39%		Not Rated
SAVINGS	\$ -	\$ -	\$ -	0.00%		PDPC Approved
CERTIFICATE OF DEPOSIT - WELLS FARGO	\$ 250,000.00	\$ 249,709.00	\$ (291.00)	0.36%		PDPC Approved
REGISTERED WARRANTS (INT RATE %)	\$ -	\$ -	\$ -	0.00%		Debt Policy Approved

BENCHMARK: 90 Day T-Bill Rate Savings	December 31, 2022	4.40%
State Pool Rate	December 31, 2022	4.13%
Market Rate Yield Agency/Treasury	December 31, 2022	0.82%

HISTORIC LGIP POOL RATES	2016-2017	0.26% - 1.28%
	2018-2019	1.28% - 2.20%
	2020-2021	1.72% - .08%
	2022-2023	.09% - 4.13%

FEDERAL RESERVE RATES	2021	.00% - .25%
	2022	.07% - 4.33%

INVESTMENT INTEREST COLLECTIONS					
YEAR	BUDGETED			COLLECTED	DIFFERENCE
2017	\$ 150,000.00			\$ 340,721.77	\$ 190,721.77
2018	\$ 300,000.00			\$ 670,553.69	\$ 370,553.69
2019	\$ 600,000.00			\$ 882,551.28	\$ 282,551.28
2020	\$ 800,000.00			\$ 436,545.18	\$ (363,454.82)
2021	\$ 500,000.00			\$ 124,051.45	\$ (375,948.55)
2022	\$ 250,000.00			\$ 733,774.76	\$ 483,774.76

TREASURER'S BANKING COSTS					
YEAR		COLUMBIA BANK	BONY MELLON	YEAR PD	
1/1/2017 through 11/30/2017		\$ 13,475.35	\$ 1,198.00	2017	
12/1/2017 through 11/30/2018		\$ 13,248.39	\$ 1,981.00	2018	
12/1/2018 through 11/30/2019		\$ -	\$ 3,105.00	2019	
12/1/2019 through 11/30/2020		\$ -	\$ 2,595.00	2020	
12/1/2020 through 11/30/2021		\$ -	\$ 2,110.00	2021	
12/1/2021 through 12/31/2022			\$ 3,168.00	2022	

County Debt Recap

As of May 27, 2021

Remaining Non Voted Debt Capacity	\$	107,238,013.00
Voted Debt Capacity	\$	95,923,650.00
Remaining Debt Capacity	\$	203,161,663.00

County Debt Outstanding as of 12/31/2022 \$ **18,737,301.97**
See detailed report attached

* most debt payments have an interest payment June 1
and a principle & interest payment on December 1

Finance Committee Business

OLD BUSINESS:

Project Funding Update- Loretta Swanson
Skokomish River Restoration

Still in real estate acquisition phase. Possibility of construction summer of 2023 more likely 2024. Once construction is awarded a loan will be needed to make a lump sum payment for the local share of construction. Loan will be reimbursed through a grant. No additional update as of 12/31/2022

Belfair Wastewater System -

Review cash flow projection - Contractor has been issued "notice to proceed" and has one year to construct. Bid was \$4.23 million. \$1.5 million in ARPA funding will be used for the project, the remainder paid through the PWB Commerce Loan. There will be a need for a small short term loan for monthly progress payments to the contractor prior to Commerce reimbursement. Question - Use ARPA funds as bridge loan? - No additional update as of 12/31/2022.

Information Only - US Senate Bill 4295 - mandating governments to report financial information using uniform reporting categories or "data standards" - Updated Information - see attached.

NEW BUSINESS:

None

Respectfully Submitted:

Elisabeth (Lisa) Frazier

Mason County Treasurer



Mason County Treasurer
 Elisabeth (Lisa) Frazier
 PO Box 429, 411 N 5th Street
 Shelton, WA 98584
 360-427-9670 ext 475

Financial Statement

December 2022

001.000000.000.000 CURRENT EXPENSE FUND

Beginning Cash Balance \$27,392,096.32 ✓

Tax Collections	\$60,129.59
Accounts Receivable/Misc Receipts	\$2,294,387.51
Transfers In	\$0.00

Total Revenue \$2,354,517.10

Accounts Payable/Warrants	\$3,249,310.97
Transfers Out	\$136.06

Total Expense \$3,249,447.03

Ending Cash Balance \$26,497,166.39

Investment Activity

12/1/2022	Beginning Investments Balance	\$0.00
	Investments Acquired	\$0.00
	Investments Sold	\$0.00
12/31/2022	Ending Investments Balance	\$0.00

Total Cash and Investments \$26,497,166.39



Mason County Treasurer
 Elisabeth (Lisa) Frazier
 PO Box 429, 411 N 5th Street
 Shelton, WA 98584
 360-427-9670 ext 475

Financial Statement

December 2022

800.000000.000.000 TREASURER'S DAILY CASH

Beginning Cash Balance ~~-\$29,465,037.34~~

Tax Collections	\$0.00	
Accounts Receivable/Misc Receipts	\$0.00	
Transfers In	\$9,279,088.79	✓

Total Revenue \$9,279,088.79

Accounts Payable/Warrants	\$0.00	
Transfers Out	\$10,776,422.63	✓

Total Expense \$10,776,422.63

Ending Cash Balance ~~-\$30,962,371.18~~

Investment Activity

12/1/2022	Beginning Investments Balance	\$56,450,071.30	✓
	Investments Acquired	\$10,776,422.63	✓
	Investments Sold	\$9,279,088.79	✓
12/31/2022	Ending Investments Balance	\$57,947,405.14	✓

Total Cash and Investments \$26,985,033.96

9:28 AM

01/05/23

Accrual Basis

Mason County Treasurer's Office
MONTHLY INVESTMENT - TREASURER
As of December 31, 2022

Date	Num	Name	Memo	Split	Amount	Balance
STATE POOL INVESTMENT LEDGER						56,450,071.30 ✓
800000010 - TDC - STATE POOL						44,522,872.92
12/02/2022	WIRE	INVESTMENT AC...		Inv Deposit	1,374.73	44,524,247.65
12/07/2022	WIRE	INVESTMENT AC...		Inv Deposit	3,000,000.00	47,524,247.65
12/15/2022	WIRE	INVESTMENT AC...		Inv Deposit	19,739.88	47,543,987.53
12/28/2022	WIRE	INVESTMENT AC...		Inv Deposit	2,700,000.00	50,243,987.53
12/29/2022	WIRE	INVESTMENT AC...		Inv Deposit	185,919.41	50,429,906.94
12/30/2022	WIRE	INVESTMENT AC...		Inv Deposit	4,500,000.00	54,929,906.94
12/08/2022	WIRE	INVESTMENT LIQ...		Inv Withdrawl	-449,881.14	54,480,025.80
12/14/2022	WIRE	INVESTMENT LIQ...		Inv Withdrawl	-1,700,000.00	52,780,025.80
12/16/2022	WIRE	INVESTMENT LIQ...		Inv Withdrawl	-2,560,000.00	50,220,025.80
12/21/2022	WIRE	INVESTMENT LIQ...		Inv Withdrawl	-3,468,843.74	46,751,182.06
12/22/2022	WIRE	INVESTMENT LIQ...		Inv Withdrawl	-1,000,000.00	45,751,182.06
Total 800000010 - TDC - STATE POOL					1,228,309.14	45,751,182.06
800000030 - TDC - AGENCY BONDS						11,927,198.38
12/02/2022	WIRE	INVESTMENT AC...		Inv Deposit	269,024.70	12,196,223.08
Total 800000030 - TDC - AGENCY BONDS					269,024.70	12,196,223.08
800000040 - TDC - REG WARRANTS						0.00
12/19/2022	WIRE	INVESTMENT AC...	RW #42 SD#309 GE...	Inv Purchased	100,363.91	100,363.91
12/28/2022	WIRE	INVESTMENT LIQ...	RW #42 SD#309 GE...	Inv Called	-4,266.08	96,097.83
12/30/2022	WIRE	INVESTMENT LIQ...	RW#42 SD#309 GEN...	Inv Called	-96,097.83	0.00
Total 800000040 - TDC - REG WARRANTS					0.00	0.00
Total STATE POOL INVESTMENT LEDGER					1,497,333.84	57,947,405.14
TOTAL					1,497,333.84	57,947,405.14 ✓

Investment Statement Balance Sheet

Date: 12/31/2022

BYN MELLON Custodian	Treasurer's Cash Sheet	Difference	
Statement Investments Held	Custodial Investments		
\$ 12,196,223.08	\$ 12,196,223.08	\$ -	
		Difference:	Investment

Balanced by: HB

Account Statement

Statement Period 12/01/2022 Through 12/31/2022

Account 232530 Base Currency = USD
MASON COUNTY TREASURER

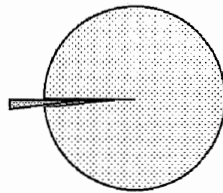
CLIENT SERVICE MANAGER:
JACKSONVILLE, FL 32256

Go Paperless. Securely access your accounts online to view your statements. Ask your BNY Mellon contact how we can help you access your account balances and activity in real time, receive your reports, enter your own transactions or submit an audit confirmation online. Also be sure to ask how NEXEN(SM) Gateway, our new cloud-based ecosystem, can help you.

Visit us at www.bnymellon.com

Account Overview

Percent of all Investments	Asset Classification	Market Value
98%	FIXED INCOME	11,319,879.32
2%	CASH AND SHORT TERM	249,709.00
100%	TOTAL OF ALL INVESTMENTS	11,569,588.32



Summary of Assets Held by Asset Classification

Asset Classification	Market Value	Cost	Accrued Income	Estimated Annual Income	Market Yield
FIXED INCOME	11,319,879.32	11,946,223.08	23,076.01	89,813.50	0.79 %
CASH AND SHORT TERM	249,709.00	250,000.00	182.19	4,750.00	1.90 %
ACCOUNT TOTALS	11,569,588.32	12,196,223.08	23,258.20	94,563.50	0.82 %

Summary of Cash Transactions by Transaction Category

Transaction Category	Current Period			Year-to-Date		
	Income	Principal	Realized Gains/Losses	Income	Principal	Principal
OPENING BALANCE	24,982.14 -	24,982.14		21,478.95 -		21,478.95
INTEREST	9,015.41	0.00	0.00	74,422.61		0.00
MUNICIPAL BOND INTEREST	866.25	0.00	0.00	11,142.75		0.00
SALES AND REDEMPTIONS	0.00	0.00	0.00	924.50		2,259,075.50



BNY MELLON

The Bank of New York Mellon Trust Company, N.A.

Statement Period 12/01/2022 Through 12/31/2022
Account 232530 Base Currency = USD
MASON COUNTY TREASURER

Summary of Cash Transactions by Transaction Category - Continued

Transaction Category	Current Period			Year-to-Date		
	Income	Principal	Realized Gains/Losses	Income	Principal	Principal
OTHER CASH ADDITIONS	0.00	270,130.34	0.00	0.00	4,736,432.65	4,736,432.65
OTHER CASH DISBURSEMENTS	9,881.66-	0.00	0.00	86,489.86-	2,271,106.74-	2,271,106.74-
PURCHASES	1,105.64-	269,024.70-	0.00	4,608.83-	4,719,792.58-	4,719,792.58-
CLOSING BALANCE	26,087.78-	26,087.78	0.00	26,087.78-	26,087.78	26,087.78

The above cash transactions summary is provided for information purposes only and may not reflect actual taxable income or deductible expenses as reportable under the Internal Revenue Code.

11



BNY MELLON

The Bank of New York Mellon Trust Company, N.A.

Statement Period 12/01/2022 Through 12/31/2022
Account 232530 Base Currency = USD
MASON COUNTY TREASURER

Statement of Assets Held by Asset Classification

Shares/Par Value	Asset Description	Market Price	Market Value	Cost	Average Cost	Accrued Income	Estimated Income	Market Yield
500,000.000	FIXED INCOME UNITED STATES TREASURY STRIP COUPON CUSIP: 912833LL2 MATURITY DATE: 02/15/2023 RATE: 0.000%	99.51200	497,560.00 ✓	495,364.50 ✓	99.07290	0.00	0.00	0.00%
500,000.000	UNITED STATES TREASURY NOTE/BOND CUSIP: 912828ZD5 MATURITY DATE: 03/15/2023 RATE: 0.500% MOODY'S Aaa	99.23800	496,190.00 ✓	494,989.50 ✓	98.99790	738.95	2,500.00	0.50%
250,000.000	UNITED STATES TREASURY NOTE/BOND CUSIP: 91282CCK5 MATURITY DATE: 06/30/2023 RATE: 0.125% MOODY'S Aaa	97.78100	244,452.50 ✓	249,214.25 ✓	99.68570	156.25	312.50	0.13%
250,000.000	FEDERAL FARM CREDIT BANKS FUNDING CORP CUSIP: 3133EM537 MATURITY DATE: 07/14/2023 RATE: 0.125% MOODY'S Aaa	97.69200	244,230.00 ✓	243,337.25 ✓	97.33490	144.97	312.50	0.13%
250,000.000	UNITED STATES TREASURY NOTE/BOND CUSIP: 91282CCU3 MATURITY DATE: 08/31/2023 RATE: 0.125% MOODY'S Aaa	96.98100	242,452.50 ✓	248,411.00 ✓	99.36440	105.32	312.50	0.13%
517,000.000	UNITED STATES TREASURY NOTE/BOND CUSIP: 91282CDA6 MATURITY DATE: 09/30/2023 RATE: 0.250% MOODY'S Aaa	96.67600	499,814.92 ✓	498,802.63 ✓	96.48020	326.68	1,292.50	0.26%
250,000.000	FEDERAL HOME LOAN MORTGAGE CORP CUSIP: 3137EAEY1 MATURITY DATE: 10/16/2023 RATE: 0.125% MOODY'S Aaa	96.44900	241,122.50 ✓	249,127.75 ✓	99.65110	65.10	312.50	0.13%
250,000.000	UNITED STATES TREASURY NOTE/BOND CUSIP: 91282CBA8 MATURITY DATE: 12/15/2023 RATE: 0.125% MOODY'S Aaa	95.79300	239,482.50 ✓	249,246.25 ✓	99.69850	13.74	312.50	0.13%
250,000.000	FEDERAL HOME LOAN BANKS CUSIP: 3130AQBY8 MATURITY DATE: 12/29/2023 RATE: 0.775% MOODY'S Aaa	95.99900	239,997.50 ✓	238,474.75 ✓	95.38990	10.76	1,937.50	0.81%
530,000.000	S&P AA+ GRANT COUNTY PUBLIC UTILITY DISTRICT NO 2 PRIEST RAPIDS HYDROELECTRIC PROJECT CUSIP: 387883YG0	97.40200	516,230.60 ✓	519,347.00 ✓	97.99000	5,088.00	10,176.00	1.97%

12



BNY MELLON

The Bank of New York Mellon Trust Company, N.A.

Statement Period 12/01/2022 Through 12/31/2022
Account 232530 Base Currency = USD
MASON COUNTY TREASURER

Statement of Assets Held by Asset Classification - Continued

Shares/Par Value	Asset Description	Market Price	Market Value	Cost	Average Cost	Accrued Income	Estimated Income	Market Yield
250,000.000	MATURITY DATE: 01/01/2024 RATE: 1.920% MOODY'S Aa3 S&P AA FEDERAL FARM CREDIT BANKS FUNDING CORP CUSIP: 3133EMMN9 MATURITY DATE: 01/11/2024 RATE: 0.190% MOODY'S Aaa S&P AA+ FEDERAL HOME LOAN BANKS CUSIP: 3130AFW94 MATURITY DATE: 02/13/2024 RATE: 2.500% MOODY'S Aaa S&P AA+ FEDERAL FARM CREDIT BANKS FUNDING CORP CUSIP: 3133EMBE1 MATURITY DATE: 03/28/2024 RATE: 0.300% MOODY'S Aaa S&P AA+ FEDERAL FARM CREDIT BANKS FUNDING CORP CUSIP: 3133EMGF3 MATURITY DATE: 05/16/2024 RATE: 0.350% MOODY'S Aaa S&P AA+ UNITED STATES TREASURY NOTE/BOND CUSIP: 91282CCC4 MATURITY DATE: 06/15/2024 RATE: 0.250% MOODY'S Aaa FEDERAL HOME LOAN MORTGAGE CORP CUSIP: 3134GXVX9 MATURITY DATE: 06/28/2024 RATE: 2.500% MOODY'S Aaa S&P AA+ UNITED STATES TREASURY NOTE/BOND CUSIP: 91282CCL3 MATURITY DATE: 07/15/2024 RATE: 0.375% MOODY'S Aaa UNITED STATES TREASURY STRIP COUPON CUSIP: 912833LS7 MATURITY DATE: 08/15/2024 RATE: 0.000% FEDERAL HOME LOAN BANKS CUSIP: 3130AQRPO	95.26100	238,152.50 ✓	249,925.75 ✓	99.97030	224.31	475.00	0.20%
250,000.000		97.57200	243,930.00 ✓	249,191.50 ✓	99.67660	2,395.83	6,250.00	2.56%
250,000.000		94.52000	236,300.00 ✓	250,000.00 ✓	100.00000	193.75	750.00	0.32%
250,000.000		94.05800	235,145.00 ✓	250,000.00 ✓	100.00000	109.38	875.00	0.37%
250,000.000		93.89100	234,727.50 ✓	248,805.50 ✓	99.52220	27.47	625.00	0.27%
250,000.000		98.08100	245,202.50 ✓	250,000.00 ✓	100.00000	52.08	6,250.00	2.55%
250,000.000		93.71500	234,287.50 ✓	249,813.75 ✓	99.92550	430.54	937.50	0.40%
250,000.000		93.04700	232,617.50 ✓	247,405.50 ✓	98.96220	0.00	0.00	0.00%
500,000.000		94.53700	472,685.00 ✓	500,000.00 ✓	100.00000	2,488.89	7,000.00	1.48%

13



BNY MELLON

The Bank of New York Mellon Trust Company, N.A.

Statement Period 12/01/2022 Through 12/31/2022
Account 232530 Base Currency = USD
MASON COUNTY TREASURER

Statement of Assets Held by Asset Classification - Continued

Shares/Par Value	Asset Description	Market Price	Market Value	Cost	Average Cost	Accrued Income	Estimated Income	Market Yield
250,000,000	MATURITY DATE: 08/23/2024 RATE: 1.400% MOODY'S Aaa S&P AA+ FEDERAL FARM CREDIT BANKS FUNDING CORP CUSIP: 3133EK6J0 MATURITY DATE: 11/08/2024 RATE: 1.625% MOODY'S Aaa S&P AA+ FEDERAL FARM CREDIT BANKS FUNDING CORP CUSIP: 3133EMQQ8 MATURITY DATE: 11/12/2024 RATE: 0.300% MOODY'S Aaa S&P AA+ PIERCE COUNTY SCHOOL DISTRICT NO 10 TACOMA CUSIP: 720424ZS2 MATURITY DATE: 12/01/2024 RATE: 0.693% MOODY'S Aaa S&P AA+ FEDERAL HOME LOAN MORTGAGE CORP CUSIP: 3134GXGY4 MATURITY DATE: 12/23/2024 RATE: 0.375% MOODY'S Aaa FEDERAL HOME LOAN BANKS CUSIP: 3130AKMR4 MATURITY DATE: 01/15/2025 RATE: 0.330% MOODY'S Aaa S&P AA+ UNITED STATES TREASURY NOTE/BOND CUSIP: 912828ZL7 MATURITY DATE: 04/30/2025 RATE: 0.375% MOODY'S Aaa FEDERAL HOME LOAN MORTGAGE CORP CUSIP: 3134GVYP7 MATURITY DATE: 05/27/2025 RATE: 0.500% MOODY'S Aaa FEDERAL NATIONAL MORTGAGE ASSOCIATION CUSIP: 3135G05X7 MATURITY DATE: 08/25/2025 RATE: 0.375% MOODY'S Aaa S&P AA+	95.01300	237,532.50	250,000.00	100.00000	598.09	4,062.50	1.71%
250,000,000	92.12500	230,312.50	249,906.75	99.96270	102.08	750.00	0.33%	
250,000,000	93.09900	232,747.50	234,465.00	93.78600	144.38	1,732.50	0.74%	
250,000,000	100.13480	250,337.00	250,337.00	100.13480	20.83	937.50	0.37%	
250,000,000	91.30300	228,257.50	250,000.00	100.00000	380.42	825.00	0.36%	
250,000,000	91.33600	228,340.00	248,044.25	99.21770	157.98	937.50	0.41%	
500,000,000	90.58200	452,910.00	499,013.50	99.80270	236.11	2,500.00	0.55%	
250,000,000	90.26800	225,670.00	246,443.75	98.57750	328.13	937.50	0.42%	



BNY MELLON

The Bank of New York Mellon Trust Company, N.A.

Statement Period 12/01/2022 Through 12/31/2022
Account 232530 Base Currency = USD
MASON COUNTY TREASURER

Statement of Assets Held by Asset Classification - Continued

Shares/Par Value	Asset Description	Market Price	Market Value	Cost	Average Cost	Accrued Income	Estimated Income	Market Yield
250,000.000	FEDERAL HOME LOAN MORTGAGE CORP CUSIP: 3137EAEX3 MATURITY DATE: 09/23/2025 RATE: 0.375% MOODY'S Aaa S&P AA+	90.07000	225,175.00	249,817.25	99.92690	255.21	937.50	0.42%
250,000.000	UNITED STATES TREASURY NOTE/BOND CUSIP: 91282CBC4 MATURITY DATE: 12/31/2025 RATE: 0.375% MOODY'S Aaa S&P AA+	89.46100	223,652.50	247,578.75	99.03150	468.75	937.50	0.42%
250,000.000	FEDERAL FARM CREDIT BANKS FUNDING CORP CUSIP: 3133EIMQX3 MATURITY DATE: 02/17/2026 RATE: 0.590% MOODY'S Aaa S&P AA+	88.88500	222,212.50	249,863.75	99.94550	549.03	1,475.00	0.66%
250,000.000	FEDERAL HOME LOAN BANKS CUSIP: 3130ALEY6 MATURITY DATE: 03/04/2026 RATE: 0.800% MOODY'S Aaa S&P AA+	89.23200	223,080.00	249,280.25	99.71210	650.00	2,000.00	0.90%
260,000.000	UNITED STATES TREASURY STRIP COUPON CUSIP: 912833LZ1 MATURITY DATE: 05/15/2026 RATE: 0.000% MOODY'S Aaa S&P AA+	87.05800	226,350.80	250,182.00	96.22385	0.00	0.00	0.00%
500,000.000	FEDERAL HOME LOAN BANKS CUSIP: 3130AMM41 MATURITY DATE: 06/16/2026 RATE: 1.000% MOODY'S Aaa S&P AA+	89.04700	445,235.00	500,000.00	100.00000	208.33	5,000.00	1.12%
300,000.000	UNITED STATES TREASURY NOTE/BOND CUSIP: 91282CCJ8 MATURITY DATE: 06/30/2026 RATE: 0.875% MOODY'S Aaa S&P AA+	89.52700	268,581.00	269,024.70	89.67490	1,312.50	2,625.00	0.98%
500,000.000	FEDERAL HOME LOAN BANKS CUSIP: 3130ANEL0 MATURITY DATE: 08/12/2026 RATE: 1.000% MOODY'S Aaa S&P AA+	88.63800	443,190.00	495,407.50	99.08150	1,930.56	5,000.00	1.13%
250,000.000	UNITED STATES TREASURY NOTE/BOND CUSIP: 91282CCZ2 MATURITY DATE: 09/30/2026 RATE: 0.875% MOODY'S Aaa S&P AA+	88.91400	222,285.00	248,490.00	99.39600	552.88	2,187.50	0.98%

15



BNY MELLON

The Bank of New York Mellon Trust Company, N.A.

Statement Period 12/01/2022 Through 12/31/2022
Account 232530 Base Currency = USD
MASON COUNTY TREASURER

Statement of Assets Held by Asset Classification - Continued

Shares/Par Value	Asset Description	Market Price	Market Value	Cost	Average Cost	Accrued Income	Estimated Income	Market Yield
500,000.000	FEDERAL FARM CREDIT BANKS FUNDING CORP CUSIP: 3133ENDC1 MATURITY DATE: 11/03/2026 RATE: 1.330% MOODY'S Aaa S&P AA+	89.22100	446,105.00	500,000.00	100.00000	1,071.39	6,650.00	1.49%
250,000.000	FEDERAL NATIONAL MORTGAGE ASSOCIATION CUSIP: 3135G06L2 MATURITY DATE: 12/18/2026 RATE: 0.875% MOODY'S Aaa S&P AA+	87.57800	218,945.00	226,911.75	90.76470	78.99	2,187.50	1.00%
250,000.000	FEDERAL HOME LOAN BANKS CUSIP: 3130ARJM4 MATURITY DATE: 04/21/2027 RATE: 3.000% MOODY'S Aaa S&P AA+	93.75200	234,380.00	250,000.00	100.00000	1,458.33	7,500.00	3.20%
	Total FIXED INCOME		11,319,879.32	11,946,223.08		23,076.01	89,813.50	0.79%
	CASH AND SHORT TERM							
250,000.000	WELLS FARGO NATL BK WEST LA 17JAN23 CUSIP: 949495AQ8 MATURITY DATE: 01/17/2023 RATE: 1.900%	99.88360	249,709.00	250,000.00	100.00000	182.19	4,750.00	1.90%
	Total CASH AND SHORT TERM		249,709.00	250,000.00		182.19	4,750.00	1.90%
	ACCOUNT TOTALS		11,569,588.32	12,196,223.08		23,258.20	94,563.50	0.82%

Total Market Value Plus Total Accrued Income 11,592,846.52

Statement of Transactions by Transaction Date

Transaction Date	Transaction Description	Income	Principal	Cost	Realized Gains/Losses
12/01/22	ACCOUNT OPENING PERIOD BALANCE	24,982.14-	24,982.14	11,927,198.38	0.00
12/01/22	Interest PIERCE COUNTY SCHOOL DISTRICT NO 10 TACOMA RATE: 0.693% MATURITY: 12/01/24 TRADE DATE 12/01/22 SET/DATE 12/01/22 CUSIP 720424ZS2	866.25	0.00	0.00	0.00
12/01/22	250,000.000 SHARES Cash Debit BNF: MASON COUNTY TREASURER SHELTON MAIN	866.25-	0.00	0.00	0.00



BNY MELLON

The Bank of New York Mellon Trust Company, N.A.

Statement Period 12/01/2022 Through 12/31/2022
Account 232530 Base Currency = USD
MASON COUNTY TREASURER

Statement of Transactions by Transaction Date - Continued

Transaction Date	Transaction Description	Income	Principal	Cost	Realized Gains/Losses
12/01/22	NOTPROVIDED DETAIL: WIRE TO COLUMBIA BANK FROM BNYM CUS DETAIL: TODAY ACCOUNT CREDIT MASON COUNTY TR A/C WITH: COLUMBIA S TATE BANK 98402, WASHINGTON, US	24,982.14-	24,982.14	11,927,198.38	0.00
12/02/22	ACCOUNT CLOSING DAILY BALANCE Purchase UNITED STATES TREASURY NOTE/BOND 5205165 RATE: 0.875% MATURITY: 06/30/26 TRADE DATE 11/29/22 SET/DATE 12/02/22 CUSIP 91282CCJ8 300,000.000 SHARES Cash Credit ORD CUST: 7000799739 MASON COUNTY TREASURER PO BOX 429 ORD INST: COLUMBIA STATE BANK 1102 BROADWAY PLAZA DETAIL: MASON COUNTY TREASURERATTN: LAUREN BAN DETAIL: /BNF/MASON COUNTY TREASURERATTN: LAUREN DEHNER BNY C DETAIL: UST RRN - O/B COLUMBIA BAN IMA:20221202L5LFCB1C000031 FTS:DF2212022021800	1,105.64-	269,024.70-	269,024.70	0.00
12/02/22	ORD CUST: 7000799739 MASON COUNTY TREASURER PO BOX 429 ORD INST: COLUMBIA STATE BANK 1102 BROADWAY PLAZA DETAIL: MASON COUNTY TREASURERATTN: LAUREN BAN DETAIL: /BNF/MASON COUNTY TREASURERATTN: LAUREN DEHNER BNY C DETAIL: UST RRN - O/B COLUMBIA BAN IMA:20221202L5LFCB1C000031 FTS:DF2212022021800	0.00	270,130.34	0.00	0.00
12/02/22	ACCOUNT CLOSING DAILY BALANCE	26,087.78-	26,087.78	12,196,223.08	0.00
12/15/22	Interest UNITED STATES TREASURY NOTE/BOND RATE: 0.125% MATURITY: 12/15/23 TRADE DATE 12/15/22 SET/DATE 12/15/22 CUSIP 91282CBA8 250,000.000 SHARES	156.25	0.00	0.00	0.00
12/15/22	Interest UNITED STATES TREASURY NOTE/BOND RATE: 0.250% MATURITY: 06/15/24 TRADE DATE 12/15/22 SET/DATE 12/15/22 CUSIP 91282CCG4 250,000.000 SHARES Cash Debit BNF: MASON COUNTY TREASURER SHELTON MAIN NOTPROVIDED DETAIL: WIRE TO COLUMBIA BANK FROM BNYM CUS	312.50	0.00	0.00	0.00
12/15/22	Cash Debit BNF: MASON COUNTY TREASURER SHELTON MAIN NOTPROVIDED DETAIL: WIRE TO COLUMBIA BANK FROM BNYM CUS	468.75-	0.00	0.00	0.00

17



BNY MELLON

The Bank of New York Mellon Trust Company, N.A.

Statement Period 12/01/2022 Through 12/31/2022
Account 232530 Base Currency = USD
MASON COUNTY TREASURER

Statement of Transactions by Transaction Date - Continued

Transaction Date	Transaction Description	Income	Principal	Cost	Realized Gains/Losses
12/15/22	DETAIL: TODAY ACCOUNT CREDIT MASON COUNTY TR A/C WITH: COLUMBIA S TATE BANK 98402, WASHINGTON, US				
	ACCOUNT CLOSING DAILY BALANCE	26,087.78-	26,087.78	12,196,223.08	0.00
12/16/22	Interest FEDERAL HOME LOAN BANKS RATE: 1.000% MATURITY: 06/16/26 TRADE DATE 12/16/22 SET/DATE 12/16/22 CUSIP 3130AMM41 500,000.000 SHARES Cash Debit	2,500.00	0.00	0.00	0.00
12/16/22	BNF: MASON COUNTY TREASURER SHELTON MAIN NOTPROVIDED DETAIL: WIRE TO COLUMBIA BANK FROM BNYM CUS TR DETAIL: TODAY ACCOUNT CREDIT MASON COUNTY A/C WITH: COLUMBIA S TATE BANK 98402, WASHINGTON, US	2,500.00-	0.00	0.00	0.00
12/16/22	ACCOUNT CLOSING DAILY BALANCE	26,087.78-	26,087.78	12,196,223.08	0.00
12/19/22	Interest FEDERAL NATIONAL MORTGAGE ASSOCIATION RATE: 0.875% MATURITY: 12/18/26 TRADE DATE 12/18/22 SET/DATE 12/18/22 CUSIP 3135G06L2 250,000.000 SHARES Interest WELLS FARGO NATL BK WEST LA 17JAN23 RATE: 1.900% MATURITY: 01/17/23 TRADE DATE 12/17/22 SET/DATE 12/17/22 CUSIP 949495AQ8 250,000.000 SHARES Cash Debit	1,093.75	0.00	0.00	0.00
12/19/22	BNF: MASON COUNTY TREASURER SHELTON MAIN NOTPROVIDED DETAIL: WIRE TO COLUMBIA BANK FROM BNYM CUS TR DETAIL: TODAY ACCOUNT CREDIT MASON COUNTY A/C WITH: COLUMBIA S TATE BANK 98402, WASHINGTON, US	390.41	0.00	0.00	0.00
12/19/22	ACCOUNT CLOSING DAILY BALANCE	1,484.16-	0.00	0.00	0.00
12/19/22	DETAIL: TODAY ACCOUNT CREDIT MASON COUNTY TR A/C WITH: COLUMBIA S TATE BANK 98402, WASHINGTON, US				
	ACCOUNT CLOSING DAILY BALANCE	26,087.78-	26,087.78	12,196,223.08	0.00

18



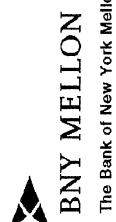
BNY MELLON

The Bank of New York Mellon Trust Company, N.A.

Statement Period 12/01/2022 Through 12/31/2022
Account 232530 Base Currency = USD
MASON COUNTY TREASURER

Statement of Transactions by Transaction Date - Continued

Transaction Date	Transaction Description	Income	Principal	Cost	Realized Gains/Losses
12/23/22	Interest FEDERAL HOME LOAN MORTGAGE CORP RATE: 0.375% MATURITY: 12/23/24 TRADE DATE 12/23/22 SET/DATE 12/23/22 CUSIP 3134GXGY4 250,000.000 SHARES Cash Debit BNF: MASON COUNTY TREASURER SHELTON MAIN NOTPROVIDED DETAIL: WIRE TO COLUMBIA BANK FROM BNYM CUS DETAIL: TODY ACCOUNT CREDIT MASON COUNTY TR A/C WITH: COLUMBIA S TATE BANK 98402, WASHINGTON, US	468.75	0.00	0.00	0.00
12/23/22	ACCOUNT CLOSING DAILY BALANCE	26,087.78	26,087.78	12,196,223.08	0.00
12/28/22	Interest FEDERAL HOME LOAN MORTGAGE CORP RATE: 2.500% MATURITY: 06/28/24 TRADE DATE 12/28/22 SET/DATE 12/28/22 CUSIP 3134GXVX9 250,000.000 SHARES Cash Debit BNF: MASON COUNTY TREASURER SHELTON MAIN NOTPROVIDED DETAIL: WIRE TO COLUMBIA BANK FROM BNYM CUS DETAIL: TODY ACCOUNT CREDIT MASON COUNTY TR A/C WITH: COLUMBIA S TATE BANK 98402, WASHINGTON, US	3,125.00	0.00	0.00	0.00
12/28/22	ACCOUNT CLOSING DAILY BALANCE	26,087.78	26,087.78	12,196,223.08	0.00
12/29/22	Interest FEDERAL HOME LOAN BANKS RATE: 0.775% MATURITY: 12/29/23 TRADE DATE 12/29/22 SET/DATE 12/29/22 CUSIP 3130AQBY8 250,000.000 SHARES Cash Debit BNF: MASON COUNTY TREASURER SHELTON MAIN NOTPROVIDED DETAIL: WIRE TO COLUMBIA BANK FROM BNYM CUS DETAIL: TODY ACCOUNT CREDIT MASON COUNTY TR	968.75	0.00	0.00	0.00
12/29/22	ACCOUNT CLOSING DAILY BALANCE	26,087.78	26,087.78	12,196,223.08	0.00



BNY MELLON
The Bank of New York Mellon Trust Company, N.A.

Statement Period 12/01/2022 Through 12/31/2022
Account 232530 Base Currency = USD
MASON COUNTY TREASURER

Statement of Transactions by Transaction Date - Continued

Transaction Date	Transaction Description	Income	Principal	Cost	Realized Gains/Losses
12/29/22	A/C WITH: COLUMBIA S TATE BANK 98402, WASHINGTON, US ACCOUNT CLOSING DAILY BALANCE	26,087.78-	26,087.78	12,196,223.08	0.00
12/31/22	ACCOUNT CLOSING PERIOD BALANCE	26,087.78-	26,087.78	12,196,223.08	0.00

Cumulative realized capital gain and loss position from 12/31/2021 for securities held in principal of account:

Short Term: 924.50 * Long Term: 7,926.60 *

* The above gain and loss position does not include transactions where tax cost information is incomplete or unavailable.

20

Cash and securities set forth on this Account Statement are held by The Bank of New York Mellon, an affiliate of The Bank of New York Mellon Trust Company, N.A. In addition, The Bank of New York Mellon Trust Company, N.A. may utilize subsidiaries and affiliates to provide services and certain products to the Account. Subsidiaries and affiliates may be compensated for their services and products. The value of securities set forth on this Account Statement are obtained by The Bank of New York Mellon from unaffiliated third parties (including independent pricing vendors) ("third party pricing services"). The Bank of New York Mellon has not verified such market values or information and makes no assurances as to the accuracy or correctness of such market values or information or that the market values set forth on this Account Statement reflect the value of the securities that can be realized upon the sale of such securities. In addition, the market values for the securities set forth in this Account Statement may differ from the market prices and information for the same securities used by other business units of The Bank of New York Mellon Trust Company, N.A., The Bank of New York Mellon or their respective subsidiaries or affiliates based upon market prices and information received from other third party pricing services utilized by such other business units. Corporate Trust does not compare its market values with those used by, or reconcile different market values used by, other business units of The Bank of New York Mellon Trust Company, N.A., The Bank of New York Mellon or their respective subsidiaries or affiliates. Neither The Bank of New York Mellon Trust Company, N.A. nor The Bank of New York Mellon shall be liable for any loss, damage or expense incurred as a result of or arising from or related to the market values or information provided by third party pricing services or the differences in market prices or information provided by other third party pricing services.

Investment Statement Balance Sheet

Date: 12/31/2022

Local Government Investment

Pool (LGIP) Statement	Investments	Treasurer's Cash Sheet	LGIP Investments	Difference
\$	214,579,915.70	\$	213,824,229.42	\$ (755,686.28)

Difference:

December Investment Interest Earned

Balanced by: HB

Local Government Investment Pool
Statement of Account for No: 10230
Primary Account
December 2022

LISA FRAZIER
MASON COUNTY
PO BOX 429
SHELTON, WA 98584-8584

45,751,182.06 C +
168,073,047.36 +
213,824,229.42 *

Date	Description	Comment	Deposits	Withdrawals	Balance
12/01/2022	Beginning Balance				218,525,289.06
12/05/2022	Withdrawal			747,776.58	217,777,512.48
12/07/2022	Deposit		3,008,141.71		220,785,654.19
12/14/2022	Withdrawal			696,200.00	220,089,454.19
12/16/2022	Withdrawal			2,715,000.00	217,374,454.19
12/21/2022	Withdrawal			6,872,509.46	210,501,944.73
12/22/2022	Withdrawal			1,000,000.00	209,501,944.73
12/28/2022	Deposit		1,579,817.64		211,081,762.37
12/30/2022	Deposit		2,742,467.05		213,824,229.42
12/31/2022	Month End Balance				213,824,229.42 ✓
	December Earnings	Daily Factor Earnings	755,686.28		
	Net Ending Balance				214,579,915.70

Account Summary

Beginning Balance:	218,525,289.06	Gross Earnings:	756,906.72
Deposits:	7,330,426.40	Administrative Fee:	1,220.44
Withdrawals:	12,031,486.04	Net Earnings:	755,686.28
Month End Balance:	213,824,229.42 ✓		
Administrative Fee Rate:	0.0066 %	Net Ending Balance:	214,579,915.70
Gross Earnings Rate:	4.1237 %		
Net Earnings Rate:	4.1171 %	Average Daily Balance:	216,113,952.79

Mason County, WA

Investment Activity LGIP Effective Date From: 12/1/2022 to 12/31/2022

Fund Code	Account Name	Account Description	Beginning Balance	Investments		Ending Balance
				Acquired	Liquidated	
103-000000-000-000	RURAL SALES & USE TAX FUND	CASH IN INVESTMENTS	2,196,122.00	120,000.00	574,512.00	1,741,610.00
104-000000-000-000	AUDITOR'S O&M FUND	CASH IN INVESTMENTS	350,000.00	0.00	0.00	350,000.00
105-000000-000-000	COUNTY ROAD	CASH IN INVESTMENTS	12,421,000.00	420,000.00	2,500,000.00	10,341,000.00
106-000000-000-000	PATHS & TRAILS RESERVE	CASH IN INVESTMENTS	165,000.00	0.00	0.00	165,000.00
109-000000-000-000	ELECTION EQUIPMENT HOLDING FND	CASH IN INVESTMENTS	245,000.00	0.00	0.00	245,000.00
118-000000-000-000	ABATEMENT/REPAIR/DEMOLITION	CASH IN INVESTMENTS	278,331.00	600.00	0.00	278,931.00
120-000000-000-000	REET ELECTRONIC TECHNOLOGY	CASH IN INVESTMENTS	92,130.00	2,000.00	0.00	94,130.00
155-000000-000-000	MASON COUNTY	CASH IN INVESTMENTS	9,200,000.00	0.00	2,200,000.00	7,000,000.00
163-000000-000-000	LODGING TAX (HOTEL/MOTEL)	CASH IN INVESTMENTS	625,000.00	0.00	0.00	625,000.00
164-000000-000-000	MENTAL HEALTH	CASH IN INVESTMENTS	2,003,000.00	80,000.00	17,886.50	2,065,113.50
180-000000-000-000	TREASURER'S M&O FUND	CASH IN INVESTMENTS	100,000.00	0.00	5,691.49	94,308.51
190-000000-000-000	VETERAN'S ASSISTANCE FUND	CASH IN INVESTMENTS	187,000.00	0.00	0.00	187,000.00
194-000000-000-000	MASON LAKE AQUATIC WEEDS MGMT	CASH IN INVESTMENTS	95,509.00	5,000.00	32,298.00	68,211.00
195-000000-000-000	MASON COUNTY	CASH IN INVESTMENTS	7,650.88	0.00	0.00	7,650.88
199-000000-000-000	ISLAND LAKE MGMT DISTRICT #1	CASH IN INVESTMENTS	24,607.00	1,200.00	0.00	25,807.00
205-000000-000-000	PUBLIC WKS FACILITY BOND '07	CASH IN INVESTMENTS	3,268.00	0.00	633.69	2,634.31
215-000000-000-000	MASON CTY LTGO 2013 BOND	CASH IN INVESTMENTS - POOL	62,176.00	0.00	741.04	61,434.96
250-000000-000-000	MC 2008 LTGO BOND FUND	CASH IN INVESTMENTS	17,787.00	0.00	637.00	17,150.00
350-000000-000-000	REET 1 CAPITAL IMPROVEMENTS	CASH IN INVESTMENTS	2,131,156.00	0.00	0.00	2,131,156.00
351-000000-000-000	REET 2 CAPITAL IMPROVEMENTS	CASH IN INVESTMENTS	5,825,650.00	0.00	658,992.06	5,166,657.94
402-000000-000-000	MASON COUNTY LANDFILL	CASH IN INVESTMENTS	2,340,049.00	105,000.00	445,049.00	2,000,000.00
403-000000-000-000	N.BAY/CASE INLET UTILITY	CASH IN INVESTMENTS	1,830,839.00	70,000.00	0.00	1,900,839.00
411-000000-000-000	RUSTLEWOOD SEWER & WATER	CASH IN INVESTMENTS	55,000.00	0.00	0.00	55,000.00
412-000000-000-000	BEARDS COVE WATER	CASH IN INVESTMENTS	595,000.00	0.00	0.00	595,000.00
413-000000-000-000	BELFAIR WW & WATER RECLAMATION	CASH IN INVESTMENTS	467,930.00	0.00	250,000.00	217,930.00
428-000000-000-000	CUM RESERVE LANDFILL	CASH IN INVESTMENTS	437,763.97	0.00	0.00	437,763.97
501-000000-000-000	EQUIPMENT RENTAL & REVOLVING	CASH IN INVESTMENTS	3,865,000.00	200,000.00	0.00	4,065,000.00
662-001010-000-000	CEMETERY DISTRICT #1	CASH IN INVESTMENTS	72,000.00	20,000.00	0.00	92,000.00
665-003010-000-000	FIRE DISTRICT #3 EXPENSE FUND	CASH IN INVESTMENTS	3,000.00	0.00	0.00	3,000.00
665-003020-000-000	FIRE DISTRICT #3 RESERVE FUND	CASH IN INVESTMENTS	147,850.54	0.00	0.00	147,850.54
665-003040-000-000	FIRE DISTRICT #3 EMS FUND	CASH IN INVESTMENTS	253,439.91	0.00	0.00	253,439.91
665-004020-000-000	FIRE DISTRICT #4 RESERVE FUND	CASH IN INVESTMENTS	461.92	0.00	0.00	461.92
665-006020-000-000	FIRE DISTRICT #6 RESERVE FUND	CASH IN INVESTMENTS	125,419.63	0.00	0.00	125,419.63
665-010010-000-000	FIRE DISTRICT #10 EXPENSE	CASH IN INVESTMENTS - POOL	3,185,703.01	0.00	0.00	3,185,703.01
665-010030-000-000	FIRE DISTRICT #10 CONSTR FUND	CASH IN INVESTMENTS	399,770.01	0.00	0.00	399,770.01
665-011010-000-000	FIRE DISTRICT #11 EXPENSE FUND	CASH IN INVESTMENTS	192,202.67	23,383.50	0.00	215,586.17
665-011040-000-000	FIRE DISTRICT #11 EMS FUND	CASH IN INVESTMENTS	210,610.83	0.00	0.00	210,610.83
665-012010-000-000	FIRE DISTRICT #12 EXPENSE FUND	CASH IN INVESTMENTS	3,000.00	0.00	0.00	3,000.00
665-012020-000-000	FIRE DISTRICT #12 RESERVE FUND	CASH IN INVESTMENTS	18,726.64	0.00	0.00	18,726.64

24

Mason County, WA

Investment Activity LGIP Effective Date From: 12/1/2022 to 12/31/2022

Account Number	Description	9/7/65.38	0.00	0.00	9,765.38
665-012040-000-000	FIRE DISTRICT #12 EMS FUND				
665-012060-000-000	FIRE DISTRICT #12 BOND FUND	3,301.67	0.00	0.00	3,301.67
665-013020-000-000	FIRE DISTRICT #13 RESERVE FUND	2,131.03	0.00	0.00	2,131.03
665-016010-000-000	FIRE DISTRICT #16 EXPENSE FUND	5,248.67	0.00	0.00	5,248.67
665-016020-000-000	FIRE DISTRICT #16 RESERVE FUND	50,942.08	0.00	0.00	50,942.08
665-016040-000-000	FIRE DISTRICT #16 EMS FUND	700.00	0.00	0.00	700.00
665-017010-000-000	FIRE DISTRICT #17 EXPENSE FUND	30,531.68	0.00	0.00	30,531.68
665-017040-000-000	FIRE DISTRICT #17 EMS FUND	86,665.44	0.00	0.00	86,665.44
665-018010-000-000	FIRE DISTRICT #18 EXPENSE FUND	144,511.04	0.00	0.00	144,511.04
665-018020-000-000	FIRE DISTRICT #18 RESERVE FUND	137,916.00	0.00	0.00	137,916.00
665-018040-000-000	FIRE DISTRICT #18 EMS FUND	116,362.33	0.00	0.00	116,362.33
665-018060-000-000	FIRE DISTRICT #18 BOND FUND	23.43	0.00	0.00	23.43
668-010010-000-000	MASON COUNTY TRANSIT	16,250,000.00	0.00	0.00	16,250,000.00
670-000010-000-000	PORT OF ALLYN EXPENSE FUND	6,314.73	0.00	0.00	6,314.73
670-005010-000-000	PORT OF ALLYN INDUSTRIAL DEV	21,123.36	0.00	0.00	21,123.36
670-006010-000-000	PORT OF ALLYN WATER SYSTEM	537.00	0.00	0.00	537.00
670-010010-000-000	PORT OF DEWATTO	200,000.00	0.00	0.00	200,000.00
670-020010-000-000	PORT OF GRAPEVIEW	70,836.62	0.00	0.00	70,836.62
670-020030-000-000	PORT OF GRAPEVIEW CAPL. CONST.	7,832.30	0.00	0.00	7,832.30
670-030010-000-000	PORT OF HOODSPORT	206,952.17	0.00	0.00	206,952.17
675-001015-000-000	PHD #1 ADMINISTRATIVE FUND	79,357,117.40	412,997.75	0.00	79,770,115.15
675-001020-000-000	PUB.HOSP.#1 EMPLOYEES MED BEN	63,150.36	154.32	0.00	63,304.68
675-001035-000-000	MGH FUNDED DEPRECIATION	5,295,246.36	13,569.03	0.00	5,308,815.39
675-001064-000-000	SERIES 2019 BOND PROJECT FUND	1,167,203.48	7,922.45	0.00	1,175,125.93
675-002015-000-000	HOSPITAL #2	680,000.00	0.00	0.00	680,000.00
685-042010-000-000	SCHOOL DISTRICT #42 GENERAL	394,819.29	0.00	0.00	394,819.29
685-042030-000-000	SCHOOL DIST. #42 CAP. PROJECT	524.67	0.00	0.00	524.67
685-042060-000-000	SCHOOL DIST. #42 DEBT. SERVICE	46,166.60	0.00	0.00	46,166.60
685-042080-000-000	SCHOOL DISTRICT #42 ASB	1,683.69	0.00	0.00	1,683.69
685-042090-000-000	SCHOOL DISTRICT #42 TRANS VEHI	216.95	0.00	0.00	216.95
685-054010-000-000	SCHOOL DISTRICT #54 GENERAL	237,608.07	50,000.00	0.00	287,608.07
685-054030-000-000	SCHOOL DIST. #54 CAP. PROJECT	132,665.01	0.00	0.00	132,665.01
685-054060-000-000	SCHOOL DISTRICT #54 DEBIT SERV	2,499.00	80,000.00	0.00	82,499.00
685-054080-000-000	SCHOOL DISTRICT #54 ASB FUND	4,894.72	0.00	0.00	4,894.72
685-054090-000-000	SCHOOL DISTRICT #54 TRANS VEHI	105,603.80	0.00	0.00	105,603.80
685-309030-000-000	SCHOOL DIST. #309 CAP PROJECT	4,485.23	0.00	0.00	4,485.23
685-309050-000-000	SD. #309 TRUST & AGENCY FUND	236,640.55	0.00	0.00	236,640.55
685-309060-000-000	SCHOOL DIST. #309 DEBT SERVICE	327,041.86	0.00	0.00	327,041.86
685-309080-000-000	SCHOOL DISTRICT #309 ASB FUND	392,473.38	0.00	0.00	392,473.38
685-309090-000-000	SCHOOL DIST. #309 TRANS VEHI	193,856.76	0.00	0.00	193,856.76
685-311010-000-000	SCHOOL DISTRICT #311 GENERAL	7,071,521.07	198,978.39	0.00	7,270,499.46

Mason County, WA

Investment Activity LGIP Effective Date From: 12/1/2022 to 12/31/2022

685-311030-000-000	SCHOOL DIST. #311 CAP. PROJECT	CASH IN INVESTMENTS	1,052,224.25	0.00	2,671.05	1,049,553.20
685-311060-000-000	SCHOOL DISTRICT #311 DEBIT SER	CASH IN INVESTMENTS	628.12	1.53	0.00	629.65
685-311080-000-000	SCHOOL DISTRICT #311 ASB FUND	CASH IN INVESTMENTS	33,206.18	0.00	2,158.82	31,047.36
685-311090-000-000	SCHOOL DIST. #311 TRANS VEHI	CASH IN INVESTMENTS	197,312.29	479.64	0.00	197,791.93
685-402010-000-000	SCHOOL DISTRICT #402 GENERAL	CASH IN INVESTMENTS	1,505,411.17	0.00	210,000.00	1,295,411.17
685-402030-000-000	SCHOOL DIST. #402 CAP. PROJECT	CASH IN INVESTMENTS	26,000.00	55,000.00	0.00	81,000.00
685-402060-000-000	SCHOOL DIST. #402 DEBT. SERVICE	CASH IN INVESTMENTS	235,000.00	0.00	0.00	235,000.00
685-402080-000-000	SCHOOL DISTRICT #402 ASB FUND	CASH IN INVESTMENTS	42,009.41	0.00	0.00	42,009.41
685-402090-000-000	SCHOOL DIST. #402 TRANS VEHI	CASH IN INVESTMENTS	214,818.14	0.00	0.00	214,818.14
685-403010-000-000	SCHOOL DISTRICT #403 GENERAL	CASH IN INVESTMENTS	1,989,003.21	421,630.17	0.00	2,410,633.38
685-403030-000-000	SCHOOL DIST. #403 CAP. PROJECT	CASH IN INVESTMENTS	466,032.69	1,973.04	986.52	467,019.21
685-403060-000-000	SCHOOL DIST. #403 DEBT. SERVICE	CASH IN INVESTMENTS	280,548.24	190,116.90	0.00	470,665.14
685-403080-000-000	SCHOOL DISTRICT #403 ASB FUND	CASH IN INVESTMENTS	471,369.05	5,629.09	0.00	476,998.14
685-403090-000-000	SCHOOL DISTRICT #403 TRANS VEHI	CASH IN INVESTMENTS	506,273.75	1,252.78	0.00	507,526.53
685-404010-000-000	SCHOOL DISTRICT #404 GENERAL	CASH IN INVESTMENTS	496,486.11	0.00	275,000.00	221,486.11
685-404030-000-000	SCHOOL DIST. #404 CAP. PROJECT	CASH IN INVESTMENTS	1,085,465.00	0.00	316,000.00	769,465.00
685-404050-000-000	SCHOOL DIST #404 TRUST & AGENCY	CASH IN INVESTMENTS	63,687.16	300.00	0.00	63,987.16
685-404060-000-000	SCHOOL DIST #404 DEBT. SERVICE	CASH IN INVESTMENTS	4,702.39	125.00	0.00	4,827.39
685-404080-000-000	SCHOOL DIST #404 ASB FUND	CASH IN INVESTMENTS	24,370.76	300.00	0.00	24,670.76
685-404090-000-000	DIST 404 TRANS VEHICLE FUND	CASH IN INVESTMENTS	189,169.79	900.00	0.00	190,069.79
690-001010-000-000	BELFAIR WATER DIST #1 M&O	CASH IN INVESTMENTS	711.57	0.00	0.00	711.57
690-001045-000-000	BELFAIR WATER DIST. #1 IMPROVM	CASH IN INVESTMENTS	1,048.51	0.00	0.00	1,048.51
690-002010-000-000	TRAILS END WATER DIST. #2 GENER	CASH IN INVESTMENTS	27,481.80	0.00	0.00	27,481.80
690-002020-000-000	TEW DIST #2 RESERVE MAINTENANCE	CASH IN INVESTMENTS	26,983.79	0.00	0.00	26,983.79
690-002065-000-000	TEW DIST. #2 WATER REVENUE	CASH IN INVESTMENTS	118,781.64	0.00	0.00	118,781.64
690-002130-000-000	TEW DIST. #2 ASSESSMENT REVE.	CASH IN INVESTMENTS	8,533.18	0.00	0.00	8,533.18
690-003020-000-000	MLWD#3 CAPITAL IMPROV. RESERVE	CASH IN INVESTMENTS	137,834.80	0.00	0.00	137,834.80
690-005010-000-000	HARSTENE POINTE WTR-SWR DIST.	CASH IN INVESTMENTS	130,000.00	0.00	0.00	130,000.00
690-005020-000-000	HARSTENE POINTE WTR-SWR RESRY	CASH IN INVESTMENTS	336,089.32	1,852.87	0.00	337,942.19
690-005030-000-000	HARSTENE POINTE WTR-SWR ECOLOG	CASH IN INVESTMENTS	40,845.20	99.84	0.00	40,945.04
690-005050-000-000	FIRE DISTRICT 5 LTGO 2013	CASH IN INVESTMENTS	13,774.72	6,689.45	0.00	20,464.17
690-005070-000-000	HARTSTENE PTE WTR REV. BOND'12	CASH IN INVESTMENTS	41,650.72	428.63	0.00	42,079.35
800-000000-000-010	TREASURER DAILY CASH - ST POOL	CASH IN INVESTMENTS ST POOL	44,522,872.92	10,407,034.02	9,178,724.88	45,751,182.06
Grand Total			217,591,593.07	12,904,1518.40	16,571,982.05	213,824,229.42

26

Mason County Treasurer's Office

Account QuickReport

As of December 31, 2022

Type	Date	Num	Name	Memo	Split	Amount	Balance
STATE POOL INVESTMENT LEDGER							202,373,669.68
205-PW FACILITY BOND							0.00
General Journal	08/11/2022	WIRE	INVESTMENT ACQ...	Inv Deposit		111,750.00	111,750.00
General Journal	11/22/2022	WIRE	INVESTMENT LIQUI...	Inv Withdrawl		-108,482.00	3,268.00
General Journal	12/02/2022	WIRE	INVESTMENT LIQUI...	Inv Withdrawl		-633.69	2,634.31
Total 205-PW FACILITY BOND						2,634.31	2,634.31
155-AMERICAN RESCUE PLAN ACT							4,569,000.00
General Journal	04/21/2022	WIRE	INVESTMENT LIQUI...	Inv Withdrawl		-203,000.00	4,366,000.00
General Journal	07/20/2022	WIRE	INVESTMENT LIQUI...	Inv Withdrawl		-366,000.00	4,000,000.00
General Journal	10/06/2022	WIRE	INVESTMENT ACQ...	Inv Deposit		6,000,000.00	10,000,000.00
General Journal	11/30/2022	WIRE	INVESTMENT LIQUI...	Inv Withdrawl		-800,000.00	9,200,000.00
General Journal	12/21/2022	WIRE	INVESTMENT LIQUI...	Inv Withdrawl		-200,000.00	9,000,000.00
General Journal	12/30/2022	WIRE	INVESTMENT LIQUI...	Inv Withdrawl		-2,000,000.00	7,000,000.00
Total 155-AMERICAN RESCUE PLAN ACT						2,431,000.00	7,000,000.00
665018060 - FIRE DIST #18 BOND							23.43
Total 665018060 - FIRE DIST #18 BOND							23.43
195 - SPENCER LAKE MANAGEMENT							7,127.43
General Journal	01/10/2022	WIRE	INVESTMENT ACQ...	Inv Deposit		61.24	7,188.67
General Journal	02/25/2022	WIRE	INVESTMENT LIQUI...	Inv Withdrawl		-31.00	7,157.67
General Journal	03/10/2022	WIRE	INVESTMENT ACQ...	Inv Deposit		500.33	7,658.00
General Journal	04/07/2022	WIRE	INVESTMENT ACQ...	Inv Deposit		1,300.00	8,958.00
General Journal	05/13/2022	WIRE	INVESTMENT ACQ...	Inv Deposit		6,700.00	15,658.00
General Journal	06/16/2022	WIRE	INVESTMENT ACQ...	Inv Deposit		540.00	16,198.00
General Journal	07/14/2022	WIRE	INVESTMENT LIQUI...	Inv Withdrawl		-17.88	16,180.12
General Journal	07/28/2022	WIRE	INVESTMENT LIQUI...	Inv Withdrawl		-100.00	16,080.12
General Journal	08/11/2022	WIRE	INVESTMENT ACQ...	Inv Deposit		100.88	16,181.00
General Journal	08/17/2022	WIRE	INVESTMENT LIQUI...	Inv Withdrawl		-100.00	16,081.00
General Journal	11/04/2022	WIRE	INVESTMENT ACQ...	Inv Deposit		4,000.00	20,081.00
General Journal	11/17/2022	WIRE	INVESTMENT LIQUI...	Inv Withdrawl		-12,430.12	7,650.88
Total 195 - SPENCER LAKE MANAGEMENT						523.45	7,650.88
675001064 - PHD #1 2019 SERIES							5,056,166.11
General Journal	01/18/2022	WIRE	INVESTMENT ACQ...	Inv Deposit		340.53	5,056,506.64
General Journal	02/23/2022	WIRE	INVESTMENT ACQ...	Inv Deposit		370.84	5,056,877.48
General Journal	03/10/2022	WIRE	INVESTMENT ACQ...	Inv Deposit		370.63	5,057,248.11
General Journal	04/06/2022	WIRE	INVESTMENT ACQ...	Inv Deposit		398.77	5,057,646.88
General Journal	04/15/2022	WIRE	INVESTMENT LIQUI...	Inv Withdrawl		-870,497.64	4,187,149.24
General Journal	04/22/2022	WIRE	INVESTMENT LIQUI...	Inv Withdrawl		-697,234.74	3,489,914.50
General Journal	05/04/2022	WIRE	INVESTMENT LIQUI...	Inv Withdrawl		-120,283.04	3,369,631.46
General Journal	05/09/2022	WIRE	INVESTMENT ACQ...	Inv Deposit		921.91	3,370,553.37
General Journal	06/07/2022	WIRE	INVESTMENT ACQ...	Inv Deposit		1,412.35	3,371,965.72
General Journal	07/06/2022	WIRE	INVESTMENT ACQ...	Inv Deposit		1,969.18	3,373,934.90
General Journal	08/05/2022	WIRE	INVESTMENT ACQ...	Inv Deposit		2,740.18	3,376,675.08
General Journal	09/08/2022	WIRE	INVESTMENT ACQ...	Inv Deposit		4,570.29	3,381,245.37
General Journal	10/11/2022	WIRE	INVESTMENT ACQ...	Inv Deposit		6,392.04	3,387,637.41
General Journal	10/13/2022	WIRE	INVESTMENT LIQUI...	Inv Withdrawl		-479,915.70	2,907,721.71
General Journal	11/09/2022	WIRE	INVESTMENT ACQ...	Inv Deposit		7,059.92	2,914,781.63
General Journal	11/30/2022	WIRE	INVESTMENT LIQUI...	Inv Withdrawl		-1,747,578.15	1,167,203.48
General Journal	12/08/2022	WIRE	INVESTMENT ACQ...	Inv Deposit		7,922.45	1,175,125.93
Total 675001064 - PHD #1 2019 SERIES						-3,881,040.18	1,175,125.93
675002015-HOSPITAL #2							680,000.00
Total 675002015-HOSPITAL #2							680,000.00
685311060-SD#311 DEBT SERVICE							623.60
General Journal	01/31/2022	WIRE	INVESTMENT ACQ...	Inv Deposit		0.04	623.64
General Journal	02/28/2022	WIRE	INVESTMENT ACQ...	Inv Deposit		0.05	623.69
General Journal	03/31/2022	WIRE	INVESTMENT ACQ...	Inv Deposit		0.05	623.74
General Journal	04/29/2022	WIRE	INVESTMENT ACQ...	Inv Deposit		0.05	623.79
General Journal	05/31/2022	WIRE	INVESTMENT ACQ...	Inv Deposit		0.11	623.90
General Journal	06/30/2022	WIRE	INVESTMENT ACQ...	Inv Deposit		0.20	624.10
General Journal	07/28/2022	WIRE	INVESTMENT ACQ...	Inv Deposit		0.35	624.45
General Journal	08/31/2022	WIRE	INVESTMENT ACQ...	Inv Deposit		0.49	624.94
General Journal	09/30/2022	WIRE	INVESTMENT ACQ...	Inv Deposit		0.81	625.75
General Journal	10/31/2022	WIRE	INVESTMENT ACQ...	Inv Deposit		1.13	626.88
General Journal	11/30/2022	WIRE	INVESTMENT ACQ...	Inv Deposit		1.24	628.12
General Journal	12/30/2022	WIRE	INVESTMENT ACQ...	Inv Deposit		1.53	629.65
Total 685311060-SD#311 DEBT SERVICE						6.05	629.65
103 - RURAL CO SALES & USE TAX							1,265,121.69
General Journal	01/10/2022	WIRE	INVESTMENT ACQ...	Inv Deposit		86,000.00	1,351,121.69
General Journal	02/10/2022	WIRE	INVESTMENT ACQ...	Inv Deposit		84,000.00	1,435,121.69

27

Mason County Treasurer's Office

Account QuickReport

01/25/23

As of December 31, 2022

Accrual Basis

Type	Date	Num	Name	Memo	Split	Amount	Balance
General Journal	02/25/2022	WIRE	INVESTMENT LIQUI...		Inv Withdrawl	-1,621.00	1,433,500.69
General Journal	03/10/2022	WIRE	INVESTMENT ACQ...		Inv Deposit	90,000.31	1,523,501.00
General Journal	04/07/2022	WIRE	INVESTMENT ACQ...		Inv Deposit	70,000.00	1,593,501.00
General Journal	04/21/2022	WIRE	INVESTMENT LIQUI...		Inv Withdrawl	-20,000.00	1,573,501.00
General Journal	05/13/2022	WIRE	INVESTMENT ACQ...		Inv Deposit	80,000.00	1,653,501.00
General Journal	06/16/2022	WIRE	INVESTMENT ACQ...		Inv Deposit	99,000.00	1,752,501.00
General Journal	07/20/2022	WIRE	INVESTMENT ACQ...		Inv Deposit	92,000.00	1,844,501.00
General Journal	07/28/2022	WIRE	INVESTMENT LIQUI...		Inv Withdrawl	-22,584.00	1,821,917.00
General Journal	08/11/2022	WIRE	INVESTMENT ACQ...		Inv Deposit	95,000.00	1,916,917.00
General Journal	08/17/2022	WIRE	INVESTMENT LIQUI...		Inv Withdrawl	-1,000.00	1,915,917.00
General Journal	10/06/2022	WIRE	INVESTMENT ACQ...		Inv Deposit	205.00	1,916,122.00
General Journal	10/20/2022	WIRE	INVESTMENT ACQ...		Inv Deposit	180,000.00	2,096,122.00
General Journal	11/04/2022	WIRE	INVESTMENT ACQ...		Inv Deposit	100,000.00	2,196,122.00
General Journal	12/14/2022	WIRE	INVESTMENT ACQ...		Inv Deposit	120,000.00	2,316,122.00
General Journal	12/15/2022	WIRE	INVESTMENT LIQUI...		Inv Withdrawl	-19,442.10	2,296,679.90
General Journal	12/28/2022	WIRE	INVESTMENT LIQUI...		Inv Withdrawl	-443,303.80	1,853,376.10
General Journal	12/30/2022	WIRE	INVESTMENT LIQUI...		Inv Withdrawl	-111,766.10	1,741,610.00
Total 103 - RURAL CO SALES & USE TAX						476,488.31	1,741,610.00
104 - AUDITOR'S O & M							148,438.41
General Journal	08/31/2022	WIRE	INVESTMENT ACQ...		Inv Deposit	201,561.59	350,000.00
Total 104 - AUDITOR'S O & M						201,561.59	350,000.00
105 - COUNTY ROAD							9,253,650.46
General Journal	01/21/2022	WIRE	INVESTMENT LIQUI...		Inv Withdrawl	-1,500,000.00	7,753,650.46
General Journal	01/27/2022	WIRE	INVESTMENT LIQUI...		Inv Withdrawl	-500,000.00	7,253,650.46
General Journal	02/10/2022	WIRE	INVESTMENT ACQ...		Inv Deposit	46,349.54	7,300,000.00
General Journal	03/10/2022	WIRE	INVESTMENT ACQ...		Inv Deposit	190,000.00	7,490,000.00
General Journal	04/07/2022	WIRE	INVESTMENT ACQ...		Inv Deposit	479,000.00	7,969,000.00
General Journal	05/13/2022	WIRE	INVESTMENT ACQ...		Inv Deposit	4,000,000.00	11,969,000.00
General Journal	07/20/2022	WIRE	INVESTMENT ACQ...		Inv Deposit	31,000.00	12,000,000.00
General Journal	07/28/2022	WIRE	INVESTMENT LIQUI...		Inv Withdrawl	-1,000,000.00	11,000,000.00
General Journal	08/11/2022	WIRE	INVESTMENT ACQ...		Inv Deposit	121,000.00	11,121,000.00
General Journal	08/25/2022	WIRE	INVESTMENT LIQUI...		Inv Withdrawl	-500,000.00	10,621,000.00
General Journal	11/04/2022	WIRE	INVESTMENT ACQ...		Inv Deposit	1,800,000.00	12,421,000.00
General Journal	12/14/2022	WIRE	INVESTMENT ACQ...		Inv Deposit	420,000.00	12,841,000.00
General Journal	12/21/2022	WIRE	INVESTMENT LIQUI...		Inv Withdrawl	-2,500,000.00	10,341,000.00
Total 105 - COUNTY ROAD						1,087,349.54	10,341,000.00
106 - PATHS & TRAILS RESERVE							165,000.00
Total 106 - PATHS & TRAILS RESERVE							165,000.00
109 - ELECTION EQUIP HOLDING							145,000.00
General Journal	08/31/2022	WIRE	INVESTMENT ACQ...		Inv Deposit	100,000.00	245,000.00
Total 109 - ELECTION EQUIP HOLDING						100,000.00	245,000.00
118 - ABATEMENT REPAIR & DEMO							277,620.97
General Journal	02/10/2022	WIRE	INVESTMENT ACQ...		Inv Deposit	114.16	277,735.13
General Journal	02/25/2022	WIRE	INVESTMENT LIQUI...		Inv Withdrawl	-282.00	277,453.13
General Journal	05/13/2022	WIRE	INVESTMENT ACQ...		Inv Deposit	150.00	277,603.13
General Journal	06/03/2022	WIRE	INVESTMENT LIQUI...		Inv Withdrawl	-272.13	277,331.00
General Journal	07/20/2022	WIRE	INVESTMENT ACQ...		Inv Deposit	300.00	277,631.00
General Journal	07/28/2022	WIRE	INVESTMENT LIQUI...		Inv Withdrawl	-100.00	277,531.00
General Journal	08/11/2022	WIRE	INVESTMENT ACQ...		Inv Deposit	400.00	277,931.00
General Journal	08/17/2022	WIRE	INVESTMENT LIQUI...		Inv Withdrawl	-250.00	277,681.00
General Journal	08/31/2022	WIRE	INVESTMENT LIQUI...		Inv Withdrawl	-50.00	277,631.00
General Journal	10/20/2022	WIRE	INVESTMENT ACQ...		Inv Deposit	700.00	278,331.00
General Journal	12/14/2022	WIRE	INVESTMENT ACQ...		Inv Deposit	600.00	278,931.00
Total 118 - ABATEMENT REPAIR & DEMO						1,310.03	278,931.00
120 - REET & PROPERTY TAX ADMIN							87,224.38
General Journal	01/06/2022	WIRE	INVESTMENT LIQUI...		Inv Withdrawl	-8,360.00	78,864.38
General Journal	02/10/2022	WIRE	INVESTMENT ACQ...		Inv Deposit	2,016.59	80,880.97
General Journal	02/25/2022	WIRE	INVESTMENT LIQUI...		Inv Withdrawl	-1,016.00	79,864.97
General Journal	03/10/2022	WIRE	INVESTMENT ACQ...		Inv Deposit	1,200.03	81,065.00
General Journal	04/07/2022	WIRE	INVESTMENT ACQ...		Inv Deposit	1,700.00	82,765.00
General Journal	05/13/2022	WIRE	INVESTMENT ACQ...		Inv Deposit	2,200.00	84,965.00
General Journal	07/20/2022	WIRE	INVESTMENT ACQ...		Inv Deposit	2,900.00	87,865.00
General Journal	08/11/2022	WIRE	INVESTMENT ACQ...		Inv Deposit	1,800.00	89,665.00
General Journal	08/17/2022	WIRE	INVESTMENT LIQUI...		Inv Withdrawl	-1,200.00	88,465.00
General Journal	10/06/2022	WIRE	INVESTMENT ACQ...		Inv Deposit	3,400.00	91,865.00
General Journal	10/20/2022	WIRE	INVESTMENT LIQUI...		Inv Withdrawl	-735.00	91,130.00
General Journal	11/04/2022	WIRE	INVESTMENT ACQ...		Inv Deposit	1,000.00	92,130.00
General Journal	12/14/2022	WIRE	INVESTMENT ACQ...		Inv Deposit	2,000.00	94,130.00

28

Mason County Treasurer's Office

Account QuickReport

01/25/23

As of December 31, 2022

Accrual Basis

Type	Date	Num	Name	Memo	Split	Amount	Balance
Total 120 - REET & PROPERTY TAX ADMIN						6,905.62	94,130.00
163 - LODGING HOTEL/MOTEL TAX							
General Journal	09/01/2022	WIRE	INVESTMENT ACQ...		Inv Deposit	500,000.00	125,000.00
							625,000.00
Total 163 - LODGING HOTEL/MOTEL TAX						500,000.00	625,000.00
164 - MENTAL HEALTH							
General Journal	01/10/2022	WIRE	INVESTMENT LIQUI...		Inv Withdrawl	-10,000.00	1,633,374.60
General Journal	01/27/2022	WIRE	INVESTMENT LIQUI...		Inv Withdrawl	-50,000.00	1,623,374.60
General Journal	02/10/2022	WIRE	INVESTMENT ACQ...		Inv Deposit	100,000.00	1,573,374.60
General Journal	02/25/2022	WIRE	INVESTMENT LIQUI...		Inv Withdrawl	-32,470.00	1,640,904.60
General Journal	03/10/2022	WIRE	INVESTMENT ACQ...		Inv Deposit	80,000.40	1,720,905.00
General Journal	03/24/2022	WIRE	INVESTMENT LIQUI...		Inv Withdrawl	-7,619.62	1,713,285.38
General Journal	04/07/2022	WIRE	INVESTMENT ACQ...		Inv Deposit	60,000.00	1,773,285.38
General Journal	05/13/2022	WIRE	INVESTMENT ACQ...		Inv Deposit	90,000.00	1,863,285.38
General Journal	05/17/2022	WIRE	INVESTMENT LIQUI...		Inv Withdrawl	-118,169.69	1,745,115.69
General Journal	05/19/2022	WIRE	INVESTMENT LIQUI...		Inv Withdrawl	-3,500.00	1,741,615.69
General Journal	06/16/2022	WIRE	INVESTMENT ACQ...		Inv Deposit	50,000.00	1,791,615.69
General Journal	07/20/2022	WIRE	INVESTMENT ACQ...		Inv Deposit	6,000.31	1,797,616.00
General Journal	08/11/2022	WIRE	INVESTMENT ACQ...		Inv Deposit	85,000.00	1,882,616.00
General Journal	08/23/2022	WIRE	INVESTMENT LIQUI...		Inv Withdrawl	-15,000.00	1,867,616.00
General Journal	08/25/2022	WIRE	INVESTMENT LIQUI...		Inv Withdrawl	-50,000.00	1,817,616.00
General Journal	10/06/2022	WIRE	INVESTMENT ACQ...		Inv Deposit	200,000.00	2,017,616.00
General Journal	10/26/2022	WIRE	INVESTMENT LIQUI...		Inv Withdrawl	-15,493.31	2,002,122.69
General Journal	11/04/2022	WIRE	INVESTMENT ACQ...		Inv Deposit	877.31	2,003,000.00
General Journal	12/14/2022	WIRE	INVESTMENT ACQ...		Inv Deposit	80,000.00	2,083,000.00
General Journal	12/28/2022	WIRE	INVESTMENT LIQUI...		Inv Withdrawl	-17,886.50	2,065,113.50
Total 164 - MENTAL HEALTH						431,738.90	2,065,113.50
180 - TREASURER'S M&O							
General Journal	01/10/2022	WIRE	INVESTMENT LIQUI...		Inv Withdrawl	-5,000.00	55,770.01
General Journal	02/10/2022	WIRE	INVESTMENT ACQ...		Inv Deposit	10,000.00	60,770.01
General Journal	03/10/2022	WIRE	INVESTMENT ACQ...		Inv Deposit	14,285.99	75,056.00
General Journal	04/07/2022	WIRE	INVESTMENT ACQ...		Inv Deposit	90,000.00	165,056.00
General Journal	05/13/2022	WIRE	INVESTMENT ACQ...		Inv Deposit	20,000.00	185,056.00
General Journal	06/16/2022	WIRE	INVESTMENT ACQ...		Inv Deposit	1,200.00	186,256.00
General Journal	07/11/2022	WIRE	INVESTMENT LIQUI...		Inv Withdrawl	-1,276.07	184,979.93
General Journal	07/14/2022	WIRE	INVESTMENT LIQUI...		Inv Withdrawl	-814.08	184,165.85
General Journal	07/20/2022	WIRE	INVESTMENT LIQUI...		Inv Withdrawl	-4,165.85	180,000.00
General Journal	08/23/2022	WIRE	INVESTMENT LIQUI...		Inv Withdrawl	-2,500.00	177,500.00
General Journal	08/25/2022	WIRE	INVESTMENT LIQUI...		Inv Withdrawl	-70,000.00	107,500.00
General Journal	10/06/2022	WIRE	INVESTMENT LIQUI...		Inv Withdrawl	-5,000.00	102,500.00
General Journal	11/23/2022	WIRE	INVESTMENT LIQUI...		Inv Withdrawl	-2,500.00	100,000.00
General Journal	12/07/2022	WIRE	INVESTMENT LIQUI...		Inv Withdrawl	-929.08	99,070.92
General Journal	12/08/2022	WIRE	INVESTMENT LIQUI...		Inv Withdrawl	-4,762.41	94,308.51
Total 180 - TREASURER'S M&O						38,538.50	94,308.51
190 - VETERANS ASSISTANCE FUND							
General Journal	01/06/2022	WIRE	INVESTMENT LIQUI...		Inv Withdrawl	-250.00	140,655.32
General Journal	01/27/2022	WIRE	INVESTMENT LIQUI...		Inv Withdrawl	-6,000.00	140,405.32
General Journal	02/25/2022	WIRE	INVESTMENT LIQUI...		Inv Withdrawl	-12,836.00	121,569.32
General Journal	03/10/2022	WIRE	INVESTMENT ACQ...		Inv Deposit	2,000.68	123,570.00
General Journal	05/13/2022	WIRE	INVESTMENT ACQ...		Inv Deposit	50,000.00	173,570.00
General Journal	06/30/2022	WIRE	INVESTMENT LIQUI...		Inv Withdrawl	-20,000.00	153,570.00
General Journal	07/20/2022	WIRE	INVESTMENT ACQ...		Inv Deposit	10,000.00	163,570.00
General Journal	08/17/2022	WIRE	INVESTMENT LIQUI...		Inv Withdrawl	-3,000.00	160,570.00
General Journal	08/31/2022	WIRE	INVESTMENT LIQUI...		Inv Withdrawl	-3,000.00	157,570.00
General Journal	09/30/2022	WIRE	INVESTMENT LIQUI...		Inv Withdrawl	-862.13	156,707.87
General Journal	11/04/2022	WIRE	INVESTMENT ACQ...		Inv Deposit	30,292.13	187,000.00
Total 190 - VETERANS ASSISTANCE FUND						46,344.68	187,000.00
194 - MASON LAKE LMD#2							
General Journal	01/10/2022	WIRE	INVESTMENT ACQ...		Inv Deposit	342.28	68,634.62
General Journal	02/10/2022	WIRE	INVESTMENT ACQ...		Inv Deposit	31.30	68,976.90
General Journal	02/25/2022	WIRE	INVESTMENT LIQUI...		Inv Withdrawl	-480.00	69,008.20
General Journal	03/10/2022	WIRE	INVESTMENT ACQ...		Inv Deposit	700.80	68,528.20
General Journal	04/07/2022	WIRE	INVESTMENT ACQ...		Inv Deposit	3,000.00	69,229.00
General Journal	05/13/2022	WIRE	INVESTMENT ACQ...		Inv Deposit	16,000.00	72,229.00
General Journal	06/16/2022	WIRE	INVESTMENT ACQ...		Inv Deposit	1,280.00	88,229.00
General Journal	07/20/2022	WIRE	INVESTMENT LIQUI...		Inv Withdrawl	-4,000.00	89,509.00
General Journal	08/11/2022	WIRE	INVESTMENT ACQ...		Inv Deposit	500.00	85,509.00
General Journal	08/17/2022	WIRE	INVESTMENT LIQUI...		Inv Withdrawl	-500.00	86,009.00
General Journal	11/04/2022	WIRE	INVESTMENT ACQ...		Inv Deposit	10,000.00	85,509.00
General Journal	12/14/2022	WIRE	INVESTMENT ACQ...		Inv Deposit	5,000.00	95,509.00
General Journal	12/15/2022	WIRE	INVESTMENT LIQUI...		Inv Withdrawl	-297.78	100,509.00

29

Mason County Treasurer's Office

Account QuickReport

As of December 31, 2022

Type	Date	Num	Name	Memo	Split	Amount	Balance
General Journal	12/21/2022	WIRE	INVESTMENT LIQUI...		Inv Withdrawl	-32,000.22	68,211.00
Total 194 - MASON LAKE LMD#2						-423.62	68,211.00
199 - ISLAND LAKE LMD#1							28,952.18
General Journal	01/10/2022	WIRE	INVESTMENT ACQ...		Inv Deposit	155.69	29,107.87
General Journal	02/25/2022	WIRE	INVESTMENT LIQUI...		Inv Withdrawl	-145.00	28,962.87
General Journal	03/10/2022	WIRE	INVESTMENT ACQ...		Inv Deposit	200.13	29,163.00
General Journal	04/07/2022	WIRE	INVESTMENT ACQ...		Inv Deposit	500.00	29,663.00
General Journal	05/13/2022	WIRE	INVESTMENT ACQ...		Inv Deposit	4,900.00	34,563.00
General Journal	06/16/2022	WIRE	INVESTMENT ACQ...		Inv Deposit	20.00	34,583.00
General Journal	07/14/2022	WIRE	INVESTMENT LIQUI...		Inv Withdrawl	-7,726.93	26,856.07
General Journal	07/28/2022	WIRE	INVESTMENT LIQUI...		Inv Withdrawl	-100.00	26,756.07
General Journal	08/11/2022	WIRE	INVESTMENT ACQ...		Inv Deposit	100.93	26,857.00
General Journal	08/17/2022	WIRE	INVESTMENT LIQUI...		Inv Withdrawl	-150.00	26,707.00
General Journal	08/31/2022	WIRE	INVESTMENT LIQUI...		Inv Withdrawl	-5,100.00	21,607.00
General Journal	11/04/2022	WIRE	INVESTMENT ACQ...		Inv Deposit	3,000.00	24,607.00
General Journal	12/14/2022	WIRE	INVESTMENT ACQ...		Inv Deposit	1,200.00	25,807.00
Total 199 - ISLAND LAKE LMD#1						-3,145.18	25,807.00
215 - MC LTGO BONDS 2013 A/B							78,612.63
General Journal	01/10/2022	WIRE	INVESTMENT ACQ...		Inv Deposit	10.11	78,622.74
General Journal	02/10/2022	WIRE	INVESTMENT ACQ...		Inv Deposit	97,386.35	176,009.09
General Journal	03/10/2022	WIRE	INVESTMENT ACQ...		Inv Deposit	11.41	176,020.50
General Journal	05/13/2022	WIRE	INVESTMENT ACQ...		Inv Deposit	87.50	176,108.00
General Journal	05/19/2022	WIRE	INVESTMENT LIQUI...		Inv Withdrawl	-29,187.00	146,921.00
General Journal	06/16/2022	WIRE	INVESTMENT ACQ...		Inv Deposit	17,630.00	164,551.00
General Journal	07/20/2022	WIRE	INVESTMENT ACQ...		Inv Deposit	120.00	164,671.00
General Journal	08/11/2022	WIRE	INVESTMENT ACQ...		Inv Deposit	210.00	164,881.00
General Journal	11/22/2022	WIRE	INVESTMENT LIQUI...		Inv Withdrawl	-102,705.00	62,176.00
General Journal	12/02/2022	WIRE	INVESTMENT LIQUI...		Inv Withdrawl	-741.04	61,434.96
Total 215 - MC LTGO BONDS 2013 A/B						-17,177.67	61,434.96
250 - MASON CO LTGO BOND 2008							13,552.92
General Journal	01/10/2022	WIRE	INVESTMENT ACQ...		Inv Deposit	13.93	13,566.85
General Journal	02/10/2022	WIRE	INVESTMENT ACQ...		Inv Deposit	275,697.28	289,264.13
General Journal	03/10/2022	WIRE	INVESTMENT ACQ...		Inv Deposit	15.83	289,279.96
General Journal	05/13/2022	WIRE	INVESTMENT ACQ...		Inv Deposit	144.04	289,424.00
General Journal	05/27/2022	WIRE	INVESTMENT LIQUI...		Inv Withdrawl	-18,266.00	271,158.00
General Journal	06/16/2022	WIRE	INVESTMENT ACQ...		Inv Deposit	160.00	271,318.00
General Journal	07/20/2022	WIRE	INVESTMENT ACQ...		Inv Deposit	210.00	271,528.00
General Journal	08/11/2022	WIRE	INVESTMENT ACQ...		Inv Deposit	350.00	271,878.00
General Journal	10/06/2022	WIRE	INVESTMENT ACQ...		Inv Deposit	500.00	272,378.00
General Journal	11/22/2022	WIRE	INVESTMENT LIQUI...		Inv Withdrawl	-254,591.00	17,787.00
General Journal	12/30/2022	WIRE	INVESTMENT LIQUI...		Inv Withdrawl	-637.00	17,150.00
Total 250 - MASON CO LTGO BOND 2008						3,597.08	17,150.00
350 - CAP IMPROVEMENTS REET 1							1,877,249.95
General Journal	01/10/2022	WIRE	INVESTMENT ACQ...		Inv Deposit	100,000.00	1,977,249.95
General Journal	01/26/2022	WIRE	INVESTMENT LIQUI...		Inv Withdrawl	-204,862.86	1,772,387.09
General Journal	01/27/2022	WIRE	INVESTMENT LIQUI...		Inv Withdrawl	-125,000.00	1,647,387.09
General Journal	02/04/2022	WIRE	INVESTMENT LIQUI...		Inv Withdrawl	-100,000.00	1,547,387.09
General Journal	03/10/2022	WIRE	INVESTMENT ACQ...		Inv Deposit	110,000.91	1,657,388.00
General Journal	05/13/2022	WIRE	INVESTMENT ACQ...		Inv Deposit	150,000.00	1,807,388.00
General Journal	05/20/2022	WIRE	INVESTMENT LIQUI...		Inv Withdrawl	-90,712.62	1,716,675.38
General Journal	06/16/2022	WIRE	INVESTMENT ACQ...		Inv Deposit	107,000.00	1,823,675.38
General Journal	06/30/2022	WIRE	INVESTMENT LIQUI...		Inv Withdrawl	-227,690.61	1,595,984.77
General Journal	07/14/2022	WIRE	INVESTMENT LIQUI...		Inv Withdrawl	-22,829.32	1,573,155.45
General Journal	07/20/2022	WIRE	INVESTMENT ACQ...		Inv Deposit	8,000.55	1,581,156.00
General Journal	08/11/2022	WIRE	INVESTMENT ACQ...		Inv Deposit	100,000.00	1,681,156.00
General Journal	10/06/2022	WIRE	INVESTMENT ACQ...		Inv Deposit	300,000.00	1,981,156.00
General Journal	11/04/2022	WIRE	INVESTMENT ACQ...		Inv Deposit	150,000.00	2,131,156.00
Total 350 - CAP IMPROVEMENTS REET 1						253,906.05	2,131,156.00
351 - CAP IMPROVEMENTS REET 2							4,175,649.66
General Journal	02/10/2022	WIRE	INVESTMENT ACQ...		Inv Deposit	100,000.00	4,275,649.66
General Journal	03/10/2022	WIRE	INVESTMENT ACQ...		Inv Deposit	200,000.34	4,475,650.00
General Journal	04/07/2022	WIRE	INVESTMENT ACQ...		Inv Deposit	100,000.00	4,575,650.00
General Journal	05/13/2022	WIRE	INVESTMENT ACQ...		Inv Deposit	200,000.00	4,775,650.00
General Journal	06/16/2022	WIRE	INVESTMENT ACQ...		Inv Deposit	250,000.00	5,025,650.00
General Journal	07/20/2022	WIRE	INVESTMENT ACQ...		Inv Deposit	200,000.00	5,225,650.00
General Journal	08/11/2022	WIRE	INVESTMENT ACQ...		Inv Deposit	100,000.00	5,325,650.00
General Journal	10/06/2022	WIRE	INVESTMENT ACQ...		Inv Deposit	300,000.00	5,625,650.00
General Journal	11/04/2022	WIRE	INVESTMENT ACQ...		Inv Deposit	200,000.00	5,825,650.00
General Journal	12/28/2022	WIRE	INVESTMENT LIQUI...		Inv Withdrawl	-658,992.06	5,166,657.94

30

Mason County Treasurer's Office

Account QuickReport

As of December 31, 2022

Type	Date	Num	Name	Memo	Split	Amount	Balance
Total 351 - CAP IMPROVEMENTS REET 2						991,008.28	5,166,657.94
402 - MASON COUNTY LANDFILL							1,092,515.22
General Journal	01/10/2022	WIRE	INVESTMENT ACQ...		Inv Deposit	427,591.00	1,520,106.22
General Journal	03/10/2022	WIRE	INVESTMENT ACQ...		Inv Deposit	58,942.78	1,579,049.00
General Journal	04/07/2022	WIRE	INVESTMENT ACQ...		Inv Deposit	261,000.00	1,840,049.00
General Journal	10/06/2022	WIRE	INVESTMENT ACQ...		Inv Deposit	500,000.00	2,340,049.00
General Journal	12/14/2022	WIRE	INVESTMENT ACQ...		Inv Deposit	105,000.00	2,445,049.00
General Journal	12/21/2022	WIRE	INVESTMENT LIQUI...		Inv Withdrawl	-445,049.00	2,000,000.00
Total 402 - MASON COUNTY LANDFILL						907,484.78	2,000,000.00
403 - WASTEWATER N BAY/CASE INL							1,113,881.83
General Journal	01/10/2022	WIRE	INVESTMENT ACQ...		Inv Deposit	140,000.00	1,253,881.83
General Journal	02/10/2022	WIRE	INVESTMENT ACQ...		Inv Deposit	112,393.25	1,366,275.08
General Journal	03/10/2022	WIRE	INVESTMENT ACQ...		Inv Deposit	35,563.92	1,401,839.00
General Journal	04/07/2022	WIRE	INVESTMENT ACQ...		Inv Deposit	85,000.00	1,486,839.00
General Journal	06/16/2022	WIRE	INVESTMENT ACQ...		Inv Deposit	250,000.00	1,736,839.00
General Journal	07/20/2022	WIRE	INVESTMENT ACQ...		Inv Deposit	94,000.00	1,830,839.00
General Journal	12/14/2022	WIRE	INVESTMENT ACQ...		Inv Deposit	70,000.00	1,900,839.00
Total 403 - WASTEWATER N BAY/CASE INL						786,957.17	1,900,839.00
411 - RUSTLEWOOD SEWER/WATER							79,078.27
General Journal	01/10/2022	WIRE	INVESTMENT ACQ...		Inv Deposit	5,000.00	84,078.27
General Journal	03/10/2022	WIRE	INVESTMENT ACQ...		Inv Deposit	498.73	84,577.00
General Journal	08/11/2022	WIRE	INVESTMENT ACQ...		Inv Deposit	5,423.00	90,000.00
General Journal	10/26/2022	WIRE	INVESTMENT LIQUI...		Inv Withdrawl	-9,448.76	80,551.24
General Journal	11/04/2022	WIRE	INVESTMENT LIQUI...		Inv Withdrawl	-10,551.24	70,000.00
General Journal	11/09/2022	WIRE	INVESTMENT LIQUI...		Inv Withdrawl	-15,000.00	55,000.00
Total 411 - RUSTLEWOOD SEWER/WATER						-24,078.27	55,000.00
412 - BEARDS COVE WATER							557,871.10
General Journal	01/10/2022	WIRE	INVESTMENT ACQ...		Inv Deposit	5,000.00	562,871.10
General Journal	03/10/2022	WIRE	INVESTMENT ACQ...		Inv Deposit	340.90	563,212.00
General Journal	06/16/2022	WIRE	INVESTMENT ACQ...		Inv Deposit	23,000.00	586,212.00
General Journal	07/20/2022	WIRE	INVESTMENT ACQ...		Inv Deposit	5,000.00	591,212.00
General Journal	08/11/2022	WIRE	INVESTMENT ACQ...		Inv Deposit	3,788.00	595,000.00
Total 412 - BEARDS COVE WATER						37,128.90	595,000.00
413 - BELFAIR WW & WTR RECLAMTN							300,252.94
General Journal	01/10/2022	WIRE	INVESTMENT ACQ...		Inv Deposit	366,000.00	666,252.94
General Journal	02/10/2022	WIRE	INVESTMENT ACQ...		Inv Deposit	33,747.06	700,000.00
General Journal	03/10/2022	WIRE	INVESTMENT ACQ...		Inv Deposit	500,000.00	1,200,000.00
General Journal	05/13/2022	WIRE	INVESTMENT ACQ...		Inv Deposit	100,000.00	1,300,000.00
General Journal	06/16/2022	WIRE	INVESTMENT ACQ...		Inv Deposit	30,000.00	1,330,000.00
General Journal	07/20/2022	WIRE	INVESTMENT ACQ...		Inv Deposit	8,000.00	1,338,000.00
General Journal	08/11/2022	WIRE	INVESTMENT ACQ...		Inv Deposit	62,000.00	1,400,000.00
General Journal	11/22/2022	WIRE	INVESTMENT LIQUI...		Inv Withdrawl	-832,070.00	567,930.00
General Journal	11/30/2022	WIRE	INVESTMENT LIQUI...		Inv Withdrawl	-100,000.00	467,930.00
General Journal	12/21/2022	WIRE	INVESTMENT LIQUI...		Inv Withdrawl	-250,000.00	217,930.00
Total 413 - BELFAIR WW & WTR RECLAMTN						-82,322.94	217,930.00
428 - CUM RESERVE LANDFILL							443,456.28
General Journal	02/25/2022	WIRE	INVESTMENT LIQUI...		Inv Withdrawl	-270.64	443,185.64
General Journal	05/19/2022	WIRE	INVESTMENT LIQUI...		Inv Withdrawl	-1,500.00	441,685.64
General Journal	06/03/2022	WIRE	INVESTMENT LIQUI...		Inv Withdrawl	-103.64	441,582.00
General Journal	07/20/2022	WIRE	INVESTMENT ACQ...		Inv Deposit	500.00	442,082.00
General Journal	08/11/2022	WIRE	INVESTMENT ACQ...		Inv Deposit	670.00	442,752.00
General Journal	08/17/2022	WIRE	INVESTMENT LIQUI...		Inv Withdrawl	-400.00	442,352.00
General Journal	09/08/2022	WIRE	INVESTMENT LIQUI...		Inv Withdrawl	-2,788.03	439,563.97
General Journal	10/06/2022	WIRE	INVESTMENT ACQ...		Inv Deposit	700.00	440,263.97
General Journal	11/30/2022	WIRE	INVESTMENT LIQUI...		Inv Withdrawl	-2,500.00	437,763.97
Total 428 - CUM RESERVE LANDFILL						-5,692.31	437,763.97
429 - RESERVE BEARDS COVE							185,919.41
General Journal	12/29/2022	WIRE	INVESTMENT LIQUI...		Inv Withdrawl	-185,919.41	0.00
Total 429 - RESERVE BEARDS COVE						-185,919.41	0.00
501 - EQUIP RENTAL & REVOLVING							732,752.31
General Journal	01/10/2022	WIRE	INVESTMENT ACQ...		Inv Deposit	3,250,000.00	3,982,752.31
General Journal	02/10/2022	WIRE	INVESTMENT ACQ...		Inv Deposit	17,247.69	4,000,000.00
General Journal	05/13/2022	WIRE	INVESTMENT LIQUI...		Inv Withdrawl	-500,000.00	3,500,000.00
General Journal	07/20/2022	WIRE	INVESTMENT LIQUI...		Inv Withdrawl	-500,000.00	3,000,000.00
General Journal	08/11/2022	WIRE	INVESTMENT ACQ...		Inv Deposit	365,000.00	3,365,000.00
General Journal	10/06/2022	WIRE	INVESTMENT ACQ...		Inv Deposit	500,000.00	3,865,000.00

31

Mason County Treasurer's Office

Account QuickReport

As of December 31, 2022

01/25/23

Accrual Basis

Type	Date	Num	Name	Memo	Split	Amount	Balance
General Journal	12/14/2022	WIRE	INVESTMENT ACQ...		Inv Deposit	200,000.00	4,065,000.00
Total 501 - EQUIP RENTAL & REVOLVING						3,332,247.69	4,065,000.00
662 - CEMETERY DIST #1							72,000.00
General Journal	12/08/2022	WIRE	INVESTMENT ACQ...		Inv Deposit	20,000.00	92,000.00
Total 662 - CEMETERY DIST #1						20,000.00	92,000.00
665003010 - FIRE DIST #3 EXP							52,000.00
General Journal	02/15/2022	WIRE	INVESTMENT LIQUI...		Inv Withdrawl	-11,000.00	41,000.00
General Journal	03/15/2022	WIRE	INVESTMENT LIQUI...		Inv Withdrawl	-38,000.00	3,000.00
Total 665003010 - FIRE DIST #3 EXP						-49,000.00	3,000.00
665003020 - FIRE DIST #3 RESV							147,850.54
Total 665003020 - FIRE DIST #3 RESV							147,850.54
665003040 - FIRE DIST #3 EMS							403,439.91
General Journal	03/08/2022	WIRE	INVESTMENT LIQUI...		Inv Withdrawl	-150,000.00	253,439.91
Total 665003040 - FIRE DIST #3 EMS						-150,000.00	253,439.91
665004020 - FIRE DIST #4 RESV							150,461.92
General Journal	10/06/2022	WIRE	INVESTMENT LIQUI...		Inv Withdrawl	-150,000.00	461.92
Total 665004020 - FIRE DIST #4 RESV						-150,000.00	461.92
665006020 - FIRE DIST #6 RESV							125,419.63
Total 665006020 - FIRE DIST #6 RESV							125,419.63
665010010 - FIRE DIST #10 EXP							3,000,046.07
General Journal	01/10/2022	WIRE	INVESTMENT LIQUI...		Inv Withdrawl	-213,651.52	2,786,394.55
General Journal	02/01/2022	WIRE	INVESTMENT LIQUI...		Inv Withdrawl	-485,530.49	2,300,864.06
General Journal	02/07/2022	WIRE	INVESTMENT LIQUI...		Inv Withdrawl	-365,161.05	1,935,703.01
General Journal	03/08/2022	WIRE	INVESTMENT LIQUI...		Inv Withdrawl	-300,000.00	1,635,703.01
General Journal	06/21/2022	WIRE	INVESTMENT ACQ...		Inv Deposit	800,000.00	2,435,703.01
General Journal	09/12/2022	WIRE	INVESTMENT LIQUI...		Inv Withdrawl	-50,000.00	2,385,703.01
General Journal	11/22/2022	WIRE	INVESTMENT ACQ...		Inv Deposit	800,000.00	3,185,703.01
Total 665010010 - FIRE DIST #10 EXP						185,656.94	3,185,703.01
665010030 - FIRE DIST #10 CONST							3,009,223.68
General Journal	01/10/2022	WIRE	INVESTMENT LIQUI...		Inv Withdrawl	-839,331.12	2,169,892.56
General Journal	02/07/2022	WIRE	INVESTMENT LIQUI...		Inv Withdrawl	-737,257.59	1,432,634.97
General Journal	03/08/2022	WIRE	INVESTMENT LIQUI...		Inv Withdrawl	-423,952.11	1,008,682.86
General Journal	04/11/2022	WIRE	INVESTMENT LIQUI...		Inv Withdrawl	-280,270.02	728,412.84
General Journal	05/09/2022	WIRE	INVESTMENT LIQUI...		Inv Withdrawl	-18,067.68	710,345.16
General Journal	06/13/2022	WIRE	INVESTMENT LIQUI...		Inv Withdrawl	-905.68	709,439.48
General Journal	07/11/2022	WIRE	INVESTMENT LIQUI...		Inv Withdrawl	-123,204.57	586,234.91
General Journal	08/08/2022	WIRE	INVESTMENT LIQUI...		Inv Withdrawl	-39,904.67	546,330.24
General Journal	09/12/2022	WIRE	INVESTMENT LIQUI...		Inv Withdrawl	-146,069.82	400,260.42
General Journal	10/11/2022	WIRE	INVESTMENT LIQUI...		Inv Withdrawl	-490.41	399,770.01
Total 665010030 - FIRE DIST #10 CONST						-2,609,453.67	399,770.01
665011010 - FIRE DIST #11 EXP							192,202.67
General Journal	12/21/2022	WIRE	INVESTMENT ACQ...		Inv Deposit	23,383.50	215,586.17
Total 665011010 - FIRE DIST #11 EXP						23,383.50	215,586.17
665011040 - FIRE DIST #11 EMS							210,610.83
Total 665011040 - FIRE DIST #11 EMS							210,610.83
665012010 - FIRE DIST #12 EXP							3,000.00
Total 665012010 - FIRE DIST #12 EXP							3,000.00
665012020 - FIRE DIST #12 RESV							18,726.64
Total 665012020 - FIRE DIST #12 RESV							18,726.64
665012040 - FIRE DIST #12 EMS							9,765.38
Total 665012040 - FIRE DIST #12 EMS							9,765.38
665012060 - FIRE DIST #12 BOND							3,301.67
Total 665012060 - FIRE DIST #12 BOND							3,301.67
665013020 - FIRE DIST #13 RESV							2,131.03
Total 665013020 - FIRE DIST #13 RESV							2,131.03
665016010 - FIRE DIST #16 EXP							5,248.67
Total 665016010 - FIRE DIST #16 EXP							5,248.67
665016020 - FIRE DIST #16 RESV							110,942.08

Mason County Treasurer's Office

Account QuickReport

As of December 31, 2022

Type	Date	Num	Name	Memo	Split	Amount	Balance	
General Journal	02/25/2022	WIRE	INVESTMENT LIQUI...		Inv Withdrawl	-60,000.00	50,942.08	
Total 665016020 - FIRE DIST #16 RESV							-60,000.00	50,942.08
665016040 - FIRE DIST #16 EMS								700.00
Total 665016040 - FIRE DIST #16 EMS								700.00
665017010 - FIRE DIST #17 EXP								30,531.68
Total 665017010 - FIRE DIST #17 EXP								30,531.68
665017040 - FIRE DIST #17 EMS								86,665.44
Total 665017040 - FIRE DIST #17 EMS								86,665.44
665018010 - FIRE DIST #18 EXP								144,511.04
Total 665018010 - FIRE DIST #18 EXP								144,511.04
665018020 - FIRE DIST #18 RESV								137,916.00
Total 665018020 - FIRE DIST #18 RESV								137,916.00
665018040 - FIRE DIST #18 EMS								116,362.33
Total 665018040 - FIRE DIST #18 EMS								116,362.33
668 - MC PUBLIC TRANS BENEFIT								13,500,000.00
General Journal	04/05/2022	WIRE	INVESTMENT ACQ...		Inv Deposit	1,000,000.00	14,500,000.00	
General Journal	07/06/2022	WIRE	INVESTMENT ACQ...		Inv Deposit	1,250,000.00	15,750,000.00	
General Journal	08/11/2022	WIRE	INVESTMENT ACQ...		Inv Deposit	500,000.00	16,250,000.00	
Total 668 - MC PUBLIC TRANS BENEFIT							2,750,000.00	16,250,000.00
670000010 - PORT OF ALLYN								30,814.73
General Journal	04/11/2022	WIRE	INVESTMENT LIQUI...		Inv Withdrawl	-22,000.00	8,814.73	
General Journal	09/08/2022	WIRE	INVESTMENT LIQUI...		Inv Withdrawl	-2,500.00	6,314.73	
Total 670000010 - PORT OF ALLYN							-24,500.00	6,314.73
670005010 - PORT OF ALLYN IN DV								21,123.36
Total 670005010 - PORT OF ALLYN IN DV								21,123.36
670006010 - PORT OF ALLYN WT SY								2,300.00
General Journal	06/08/2022	WIRE	INVESTMENT LIQUI...		Inv Withdrawl	-1,763.00	537.00	
Total 670006010 - PORT OF ALLYN WT SY							-1,763.00	537.00
670010010 - PORT OF DEWATTO								220,000.00
General Journal	04/15/2022	WIRE	INVESTMENT LIQUI...		Inv Withdrawl	-20,000.00	200,000.00	
Total 670010010 - PORT OF DEWATTO							-20,000.00	200,000.00
670020010 - PORT OF GRAPEVIEW								836.62
General Journal	09/30/2022	WIRE	INVESTMENT ACQ...		Inv Deposit	70,000.00	70,836.62	
Total 670020010 - PORT OF GRAPEVIEW							70,000.00	70,836.62
670020030 -PORT OF GRAPEVIEW CC								7,832.30
Total 670020030 -PORT OF GRAPEVIEW CC								7,832.30
670030010 - PORT OF HOODSPORT								226,952.17
General Journal	10/13/2022	WIRE	INVESTMENT LIQUI...		Inv Withdrawl	-20,000.00	206,952.17	
Total 670030010 - PORT OF HOODSPORT							-20,000.00	206,952.17
675001010 - MASON GEN HOSPITAL								9,451,635.85
General Journal	01/18/2022	WIRE	INVESTMENT ACQ...		Inv Deposit	801.82	9,452,437.67	
General Journal	01/31/2022	WIRE	INVESTMENT LIQUI...		Inv Withdrawl	-657,248.81	8,795,188.86	
General Journal	02/23/2022	WIRE	INVESTMENT ACQ...		Inv Deposit	824.25	8,796,013.11	
General Journal	02/28/2022	WIRE	INVESTMENT LIQUI...		Inv Withdrawl	-598,210.65	8,197,802.46	
General Journal	03/10/2022	WIRE	INVESTMENT ACQ...		Inv Deposit	691.29	8,198,493.75	
General Journal	03/31/2022	WIRE	INVESTMENT LIQUI...		Inv Withdrawl	-695,344.45	7,503,149.30	
General Journal	04/06/2022	WIRE	INVESTMENT ACQ...		Inv Deposit	691.94	7,503,841.24	
General Journal	04/29/2022	WIRE	INVESTMENT LIQUI...		Inv Withdrawl	-1,051,589.02	6,452,252.22	
General Journal	05/09/2022	WIRE	INVESTMENT ACQ...		Inv Deposit	1,518.90	6,453,771.12	
General Journal	05/31/2022	WIRE	INVESTMENT LIQUI...		Inv Withdrawl	-1,084,998.52	5,368,772.60	
General Journal	06/07/2022	WIRE	INVESTMENT ACQ...		Inv Deposit	2,429.52	5,371,202.12	
General Journal	06/30/2022	WIRE	INVESTMENT LIQUI...		Inv Withdrawl	-1,184,621.31	4,186,580.81	
General Journal	07/06/2022	WIRE	INVESTMENT ACQ...		Inv Deposit	3,782.06	4,190,362.87	
General Journal	07/29/2022	WIRE	INVESTMENT LIQUI...		Inv Withdrawl	-657,081.12	3,533,281.75	
General Journal	08/05/2022	WIRE	INVESTMENT ACQ...		Inv Deposit	4,361.78	3,537,643.53	
General Journal	08/31/2022	WIRE	INVESTMENT LIQUI...		Inv Withdrawl	-1,308,685.00	2,228,958.53	
General Journal	09/08/2022	WIRE	INVESTMENT ACQ...		Inv Deposit	5,600.93	2,234,559.46	
General Journal	09/30/2022	WIRE	INVESTMENT LIQUI...		Inv Withdrawl	-1,289,650.38	944,909.08	
General Journal	10/11/2022	WIRE	INVESTMENT ACQ...		Inv Deposit	6,618.22	951,527.30	
General Journal	11/09/2022	WIRE	INVESTMENT ACQ...		Inv Deposit	4,557.03	956,084.33	

33

Mason County Treasurer's Office

Account QuickReport

As of December 31, 2022

Type	Date	Num	Name	Memo	Split	Amount	Balance
General Journal	11/14/2022	WIRE	INVESTMENT LIQUI...		Inv Withdrawl	-956,084.33	0.00
Total 675001010 - MASON GEN HOSPITAL						-9,451,635.85	0.00
675001015 - PHD#1 ADMIN FUND							62,986,505.34
General Journal	01/18/2022	WIRE	INVESTMENT ACQ...		Inv Deposit	5,022,105.93	68,008,611.27
General Journal	01/26/2022	WIRE	INVESTMENT LIQUI...		Inv Withdrawl	-31,139.70	67,977,471.57
General Journal	02/23/2022	WIRE	INVESTMENT ACQ...		Inv Deposit	1,009,116.57	68,986,588.14
General Journal	03/10/2022	WIRE	INVESTMENT ACQ...		Inv Deposit	1,031,360.00	70,017,948.14
General Journal	04/06/2022	WIRE	INVESTMENT ACQ...		Inv Deposit	5,405,397.25	75,423,345.39
General Journal	05/09/2022	WIRE	INVESTMENT ACQ...		Inv Deposit	2,896,536.68	78,319,882.07
General Journal	05/31/2022	WIRE	INVESTMENT LIQUI...		Inv Withdrawl	-1,070,583.50	77,249,298.57
General Journal	06/02/2022	WIRE	INVESTMENT LIQUI...		Inv Withdrawl	-3,000,000.00	74,249,298.57
General Journal	06/07/2022	WIRE	INVESTMENT ACQ...		Inv Deposit	1,290,180.55	75,539,479.12
General Journal	07/06/2022	WIRE	INVESTMENT ACQ...		Inv Deposit	72,062.94	75,611,542.06
General Journal	08/05/2022	WIRE	INVESTMENT ACQ...		Inv Deposit	2,073,478.90	77,685,020.96
General Journal	09/08/2022	WIRE	INVESTMENT ACQ...		Inv Deposit	3,144,020.29	80,829,041.25
General Journal	10/11/2022	WIRE	INVESTMENT ACQ...		Inv Deposit	184,060.42	81,013,101.67
General Journal	11/09/2022	WIRE	INVESTMENT ACQ...		Inv Deposit	919,599.23	81,932,700.90
General Journal	11/21/2022	WIRE	INVESTMENT LIQUI...		Inv Withdrawl	-2,575,583.50	79,357,117.40
General Journal	12/08/2022	WIRE	INVESTMENT ACQ...		Inv Deposit	412,997.75	79,770,115.15
Total 675001015 - PHD#1 ADMIN FUND						16,783,609.81	79,770,115.15
675001020 - PHD#1 EMP MED BEN							62,694.57
General Journal	01/18/2022	WIRE	INVESTMENT ACQ...		Inv Deposit	4.22	62,698.79
General Journal	02/23/2022	WIRE	INVESTMENT ACQ...		Inv Deposit	4.60	62,703.39
General Journal	03/10/2022	WIRE	INVESTMENT ACQ...		Inv Deposit	4.60	62,707.99
General Journal	04/06/2022	WIRE	INVESTMENT ACQ...		Inv Deposit	4.94	62,712.93
General Journal	05/09/2022	WIRE	INVESTMENT ACQ...		Inv Deposit	11.43	62,724.36
General Journal	06/07/2022	WIRE	INVESTMENT ACQ...		Inv Deposit	19.87	62,744.23
General Journal	07/06/2022	WIRE	INVESTMENT ACQ...		Inv Deposit	35.58	62,779.81
General Journal	08/05/2022	WIRE	INVESTMENT ACQ...		Inv Deposit	49.32	62,829.13
General Journal	09/08/2022	WIRE	INVESTMENT ACQ...		Inv Deposit	81.67	62,910.80
General Journal	10/11/2022	WIRE	INVESTMENT ACQ...		Inv Deposit	113.88	63,024.68
General Journal	11/09/2022	WIRE	INVESTMENT ACQ...		Inv Deposit	125.68	63,150.36
General Journal	12/08/2022	WIRE	INVESTMENT ACQ...		Inv Deposit	154.32	63,304.68
Total 675001020 - PHD#1 EMP MED BEN						610.11	63,304.68
675001035 - MGH FUNDED DEPRC							5,255,458.05
General Journal	01/18/2022	WIRE	INVESTMENT ACQ...		Inv Deposit	353.95	5,255,812.00
General Journal	02/23/2022	WIRE	INVESTMENT ACQ...		Inv Deposit	385.45	5,256,197.45
General Journal	03/10/2022	WIRE	INVESTMENT ACQ...		Inv Deposit	385.24	5,256,582.69
General Journal	04/06/2022	WIRE	INVESTMENT ACQ...		Inv Deposit	414.49	5,256,997.18
General Journal	05/09/2022	WIRE	INVESTMENT ACQ...		Inv Deposit	958.68	5,257,955.86
General Journal	06/07/2022	WIRE	INVESTMENT ACQ...		Inv Deposit	1,703.47	5,259,659.33
General Journal	07/06/2022	WIRE	INVESTMENT ACQ...		Inv Deposit	3,089.08	5,262,748.41
General Journal	08/05/2022	WIRE	INVESTMENT ACQ...		Inv Deposit	4,302.27	5,267,050.68
General Journal	09/08/2022	WIRE	INVESTMENT ACQ...		Inv Deposit	7,156.84	5,274,207.52
General Journal	10/11/2022	WIRE	INVESTMENT ACQ...		Inv Deposit	9,998.51	5,284,206.03
General Journal	11/09/2022	WIRE	INVESTMENT ACQ...		Inv Deposit	11,040.33	5,295,246.36
General Journal	12/08/2022	WIRE	INVESTMENT ACQ...		Inv Deposit	13,569.03	5,308,815.39
Total 675001035 - MGH FUNDED DEPRC						53,357.34	5,308,815.39
685042010 - SD#42 GENERAL							394,819.29
Total 685042010 - SD#42 GENERAL							394,819.29
685042030 - SD#42 CAP PROJ							524.67
Total 685042030 - SD#42 CAP PROJ							524.67
685042060 - SD#42 DEBT SERVICE							46,166.60
Total 685042060 - SD#42 DEBT SERVICE							46,166.60
685042080 - SD#42 ASB							1,683.69
Total 685042080 - SD#42 ASB							1,683.69
685042090 - SD#42 TRANS VEHICLE							216.95
Total 685042090 - SD#42 TRANS VEHICLE							216.95
685054010 - SD#54 GENERAL							212,608.07
General Journal	01/31/2022	WIRE	INVESTMENT LIQUI...		Inv Withdrawl	-50,000.00	162,608.07
General Journal	03/22/2022	WIRE	INVESTMENT LIQUI...		Inv Withdrawl	-25,000.00	137,608.07
General Journal	04/29/2022	WIRE	INVESTMENT ACQ...		Inv Deposit	100,000.00	237,608.07
General Journal	05/31/2022	WIRE	INVESTMENT ACQ...		Inv Deposit	100,000.00	337,608.07
General Journal	06/30/2022	WIRE	INVESTMENT LIQUI...		Inv Withdrawl	-75,000.00	262,608.07
General Journal	07/29/2022	WIRE	INVESTMENT ACQ...		Inv Deposit	100,000.00	362,608.07
General Journal	08/31/2022	WIRE	INVESTMENT ACQ...		Inv Deposit	100,000.00	462,608.07
General Journal	09/30/2022	WIRE	INVESTMENT LIQUI...		Inv Withdrawl	-200,000.00	262,608.07

34

Mason County Treasurer's Office

Account QuickReport

01/25/23

As of December 31, 2022

Accrual Basis

Type	Date	Num	Name	Memo	Split	Amount	Balance
General Journal	10/31/2022	WIRE	INVESTMENT ACQ...		Inv Deposit	75,000.00	337,608.07
General Journal	11/30/2022	WIRE	INVESTMENT LIQUI...		Inv Withdrawl	-100,000.00	237,608.07
General Journal	12/30/2022	WIRE	INVESTMENT ACQ...		Inv Deposit	50,000.00	287,608.07
Total 685054010 - SD#54 GENERAL						75,000.00	287,608.07
685054030 - SD#54 CAP PROJ							133,665.01
General Journal	03/31/2022	WIRE	INVESTMENT LIQUI...		Inv Withdrawl	-1,000.00	132,665.01
Total 685054030 - SD#54 CAP PROJ						-1,000.00	132,665.01
685054060 - SD#54 DEBT SERVICE							52,499.00
General Journal	04/29/2022	WIRE	INVESTMENT ACQ...		Inv Deposit	100,000.00	152,499.00
General Journal	05/31/2022	WIRE	INVESTMENT ACQ...		Inv Deposit	100,000.00	252,499.00
General Journal	06/30/2022	WIRE	INVESTMENT ACQ...		Inv Deposit	100,000.00	352,499.00
General Journal	08/31/2022	WIRE	INVESTMENT ACQ...		Inv Deposit	80,000.00	432,499.00
General Journal	10/31/2022	WIRE	INVESTMENT ACQ...		Inv Deposit	20,000.00	452,499.00
General Journal	11/30/2022	WIRE	INVESTMENT LIQUI...		Inv Withdrawl	-450,000.00	2,499.00
General Journal	12/30/2022	WIRE	INVESTMENT ACQ...		Inv Deposit	80,000.00	82,499.00
Total 685054060 - SD#54 DEBT SERVICE						30,000.00	82,499.00
685054080 - SD#54 ASB							7,394.72
General Journal	06/30/2022	WIRE	INVESTMENT LIQUI...		Inv Withdrawl	-2,500.00	4,894.72
Total 685054080 - SD#54 ASB						-2,500.00	4,894.72
685054090 - SD#54 TRANS VEHICLE							79,603.80
General Journal	09/30/2022	WIRE	INVESTMENT ACQ...		Inv Deposit	26,000.00	105,603.80
Total 685054090 - SD#54 TRANS VEHICLE						26,000.00	105,603.80
685309010 - SD#309 GENERAL							0.00
General Journal	05/09/2022	WIRE	INVESTMENT ACQ...		Inv Deposit	1,000,000.00	1,000,000.00
General Journal	05/18/2022	WIRE	INVESTMENT LIQUI...		Inv Withdrawl	-55,000.00	945,000.00
General Journal	05/27/2022	WIRE	INVESTMENT LIQUI...		Inv Withdrawl	-945,000.00	0.00
Total 685309010 - SD#309 GENERAL						0.00	0.00
685309030 - SD#309 CAP PROJ							0.00
General Journal	07/07/2022	WIRE	INVESTMENT ACQ...		Inv Deposit	22,900.00	22,900.00
General Journal	08/25/2022	WIRE	INVESTMENT LIQUI...		Inv Withdrawl	-18,414.77	4,485.23
Total 685309030 - SD#309 CAP PROJ						4,485.23	4,485.23
685309050 - SD#309 TR & AGENCY							236,029.38
General Journal	02/04/2022	WIRE	INVESTMENT LIQUI...		Inv Withdrawl	-216.80	235,812.58
General Journal	02/23/2022	WIRE	INVESTMENT LIQUI...		Inv Withdrawl	-250.00	235,562.58
General Journal	04/11/2022	WIRE	INVESTMENT ACQ...		Inv Deposit	35.89	235,598.47
General Journal	05/09/2022	WIRE	INVESTMENT ACQ...		Inv Deposit	42.94	235,641.41
General Journal	07/07/2022	WIRE	INVESTMENT ACQ...		Inv Deposit	208.30	235,849.71
General Journal	11/30/2022	WIRE	INVESTMENT ACQ...		Inv Deposit	790.84	236,640.55
Total 685309050 - SD#309 TR & AGENCY						611.17	236,640.55
685309060 - SD#309 DEBT SERVICE							350,000.00
General Journal	04/11/2022	WIRE	INVESTMENT ACQ...		Inv Deposit	707,381.92	1,057,381.92
General Journal	05/09/2022	WIRE	INVESTMENT ACQ...		Inv Deposit	2,339,146.42	3,396,528.34
General Journal	05/31/2022	WIRE	INVESTMENT LIQUI...		Inv Withdrawl	-1,235,381.25	2,161,147.09
General Journal	07/07/2022	WIRE	INVESTMENT ACQ...		Inv Deposit	540,438.35	2,701,585.44
General Journal	08/25/2022	WIRE	INVESTMENT ACQ...		Inv Deposit	30,456.42	2,732,041.86
General Journal	11/30/2022	WIRE	INVESTMENT LIQUI...		Inv Withdrawl	-2,405,000.00	327,041.86
Total 685309060 - SD#309 DEBT SERVICE						-22,958.14	327,041.86
685309080 - SD#309 ASB							305,514.17
General Journal	04/11/2022	WIRE	INVESTMENT ACQ...		Inv Deposit	36,959.21	342,473.38
General Journal	07/07/2022	WIRE	INVESTMENT ACQ...		Inv Deposit	50,000.00	392,473.38
Total 685309080 - SD#309 ASB						86,959.21	392,473.38
685309090 -SD#309 TRANS VEHICLE							2,754.71
General Journal	04/11/2022	WIRE	INVESTMENT ACQ...		Inv Deposit	27.79	2,782.50
General Journal	07/07/2022	WIRE	INVESTMENT ACQ...		Inv Deposit	2.96	2,785.46
General Journal	08/25/2022	WIRE	INVESTMENT LIQUI...		Inv Withdrawl	-200.00	2,585.46
General Journal	11/30/2022	WIRE	INVESTMENT ACQ...		Inv Deposit	191,271.30	193,856.76
Total 685309090 -SD#309 TRANS VEHICLE						191,102.05	193,856.76
685311010 - SD#311 GENERAL							5,633,851.57
General Journal	01/31/2022	WIRE	INVESTMENT LIQUI...		Inv Withdrawl	-21,758.50	5,612,093.07
General Journal	02/28/2022	WIRE	INVESTMENT ACQ...		Inv Deposit	40,394.74	5,652,487.81

Mason County Treasurer's Office

Account QuickReport

As of December 31, 2022

Type	Date	Num	Name	Memo	Split	Amount	Balance
General Journal	03/31/2022	WIRE	INVESTMENT LIQUI...		Inv Withdrawl	-335,264.77	5,317,223.04
General Journal	04/29/2022	WIRE	INVESTMENT ACQ...		Inv Deposit	1,082,507.67	6,399,730.71
General Journal	05/31/2022	WIRE	INVESTMENT ACQ...		Inv Deposit	1,153,424.03	7,553,154.74
General Journal	06/30/2022	WIRE	INVESTMENT LIQUI...		Inv Withdrawl	-1,379,491.07	6,173,663.67
General Journal	07/28/2022	WIRE	INVESTMENT ACQ...		Inv Deposit	716,561.46	6,890,225.13
General Journal	08/17/2022	WIRE	INVESTMENT LIQUI...		Inv Withdrawl	-306,979.09	6,583,246.04
General Journal	08/31/2022	WIRE	INVESTMENT ACQ...		Inv Deposit	4,366.43	6,587,612.47
General Journal	09/30/2022	WIRE	INVESTMENT ACQ...		Inv Deposit	270,763.23	6,858,375.70
General Journal	10/31/2022	WIRE	INVESTMENT ACQ...		Inv Deposit	32,484.79	6,890,860.49
General Journal	11/30/2022	WIRE	INVESTMENT ACQ...		Inv Deposit	180,660.58	7,071,521.07
General Journal	12/30/2022	WIRE	INVESTMENT ACQ...		Inv Deposit	198,978.39	7,270,499.46
Total 685311010 - SD#311 GENERAL						1,636,647.89	7,270,499.46
685311030 - SD#311 CAP PROJ							430,020.13
General Journal	01/31/2022	WIRE	INVESTMENT LIQUI...		Inv Withdrawl	-62,823.33	367,196.80
General Journal	02/28/2022	WIRE	INVESTMENT LIQUI...		Inv Withdrawl	-20,898.67	346,298.13
General Journal	03/31/2022	WIRE	INVESTMENT LIQUI...		Inv Withdrawl	-20,627.06	325,671.07
General Journal	04/29/2022	WIRE	INVESTMENT ACQ...		Inv Deposit	28.90	325,699.97
General Journal	05/31/2022	WIRE	INVESTMENT LIQUI...		Inv Withdrawl	-41,560.58	284,139.39
General Journal	06/30/2022	WIRE	INVESTMENT ACQ...		Inv Deposit	1,111,370.53	1,395,509.92
General Journal	07/28/2022	WIRE	INVESTMENT LIQUI...		Inv Withdrawl	-227,066.69	1,168,443.23
General Journal	08/31/2022	WIRE	INVESTMENT LIQUI...		Inv Withdrawl	-420,292.69	748,150.54
General Journal	09/30/2022	WIRE	INVESTMENT ACQ...		Inv Deposit	317,512.10	1,065,662.64
General Journal	10/31/2022	WIRE	INVESTMENT LIQUI...		Inv Withdrawl	-6,854.41	1,058,808.23
General Journal	11/30/2022	WIRE	INVESTMENT LIQUI...		Inv Withdrawl	-6,583.98	1,052,224.25
General Journal	12/30/2022	WIRE	INVESTMENT LIQUI...		Inv Withdrawl	-2,671.05	1,049,553.20
Total 685311030 - SD#311 CAP PROJ						619,533.07	1,049,553.20
685311080 - SD#311 ASB							22,798.54
General Journal	01/31/2022	WIRE	INVESTMENT ACQ...		Inv Deposit	4,791.88	27,590.42
General Journal	02/28/2022	WIRE	INVESTMENT LIQUI...		Inv Withdrawl	-327.26	27,263.16
General Journal	03/31/2022	WIRE	INVESTMENT ACQ...		Inv Deposit	253.98	27,517.14
General Journal	04/29/2022	WIRE	INVESTMENT LIQUI...		Inv Withdrawl	-3,774.35	23,742.79
General Journal	05/31/2022	WIRE	INVESTMENT ACQ...		Inv Deposit	6,393.37	30,136.16
General Journal	06/30/2022	WIRE	INVESTMENT LIQUI...		Inv Withdrawl	-1,423.96	28,712.20
General Journal	07/28/2022	WIRE	INVESTMENT LIQUI...		Inv Withdrawl	-42.09	28,670.11
General Journal	08/31/2022	WIRE	INVESTMENT LIQUI...		Inv Withdrawl	-176.35	28,493.76
General Journal	09/30/2022	WIRE	INVESTMENT ACQ...		Inv Deposit	236.19	28,729.95
General Journal	10/31/2022	WIRE	INVESTMENT ACQ...		Inv Deposit	929.44	29,659.39
General Journal	11/30/2022	WIRE	INVESTMENT ACQ...		Inv Deposit	3,546.79	33,206.18
General Journal	12/30/2022	WIRE	INVESTMENT LIQUI...		Inv Withdrawl	-2,158.82	31,047.36
Total 685311080 - SD#311 ASB						8,248.82	31,047.36
685311090 -SD#311 TRANS VEHICLE							131,389.45
General Journal	01/31/2022	WIRE	INVESTMENT ACQ...		Inv Deposit	8.84	131,398.29
General Journal	02/28/2022	WIRE	INVESTMENT ACQ...		Inv Deposit	1,009.63	132,407.92
General Journal	03/31/2022	WIRE	INVESTMENT ACQ...		Inv Deposit	9.63	132,417.55
General Journal	04/29/2022	WIRE	INVESTMENT ACQ...		Inv Deposit	10.36	132,427.91
General Journal	05/31/2022	WIRE	INVESTMENT ACQ...		Inv Deposit	24.14	132,452.05
General Journal	06/30/2022	WIRE	INVESTMENT ACQ...		Inv Deposit	100,041.96	232,494.01
General Journal	07/28/2022	WIRE	INVESTMENT ACQ...		Inv Deposit	75.12	232,569.13
General Journal	08/31/2022	WIRE	INVESTMENT ACQ...		Inv Deposit	332,123.76	564,692.89
General Journal	09/30/2022	WIRE	INVESTMENT LIQUI...		Inv Withdrawl	-368,933.50	195,759.39
General Journal	10/31/2022	WIRE	INVESTMENT ACQ...		Inv Deposit	440.98	196,200.37
General Journal	11/30/2022	WIRE	INVESTMENT ACQ...		Inv Deposit	1,111.92	197,312.29
General Journal	12/30/2022	WIRE	INVESTMENT ACQ...		Inv Deposit	479.64	197,791.93
Total 685311090 -SD#311 TRANS VEHICLE						66,402.48	197,791.93
685402010 - SD#402 GENERAL							2,785,411.17
General Journal	02/28/2022	WIRE	INVESTMENT LIQUI...		Inv Withdrawl	-150,000.00	2,635,411.17
General Journal	03/31/2022	WIRE	INVESTMENT ACQ...		Inv Deposit	70,000.00	2,705,411.17
General Journal	06/02/2022	WIRE	INVESTMENT ACQ...		Inv Deposit	1,000,000.00	3,705,411.17
General Journal	06/30/2022	WIRE	INVESTMENT LIQUI...		Inv Withdrawl	-500,000.00	3,205,411.17
General Journal	10/25/2022	WIRE	INVESTMENT LIQUI...		Inv Withdrawl	-850,000.00	2,355,411.17
General Journal	11/29/2022	WIRE	INVESTMENT LIQUI...		Inv Withdrawl	-850,000.00	1,505,411.17
General Journal	12/16/2022	WIRE	INVESTMENT LIQUI...		Inv Withdrawl	-210,000.00	1,295,411.17
Total 685402010 - SD#402 GENERAL						-1,490,000.00	1,295,411.17
685402030 - SD#402 CAP PROJ							0.00
General Journal	02/28/2022	WIRE	INVESTMENT ACQ...		Inv Deposit	8,000.00	8,000.00
General Journal	03/31/2022	WIRE	INVESTMENT ACQ...		Inv Deposit	13,000.00	21,000.00
General Journal	06/30/2022	WIRE	INVESTMENT ACQ...		Inv Deposit	55,000.00	76,000.00
General Journal	10/25/2022	WIRE	INVESTMENT ACQ...		Inv Deposit	80,000.00	156,000.00
General Journal	11/29/2022	WIRE	INVESTMENT LIQUI...		Inv Withdrawl	-130,000.00	26,000.00

Mason County Treasurer's Office

Account QuickReport

As of December 31, 2022

Type	Date	Num	Name	Memo	Split	Amount	Balance
General Journal	12/16/2022	WIRE	INVESTMENT ACQ...		Inv Deposit	55,000.00	81,000.00
Total 685402030 - SD#402 CAP PROJ						81,000.00	81,000.00
685402060 - SD#402 DEBT SERVICE							140,000.00
General Journal	02/28/2022	WIRE	INVESTMENT ACQ...		Inv Deposit	45,000.00	185,000.00
General Journal	03/31/2022	WIRE	INVESTMENT ACQ...		Inv Deposit	20,000.00	205,000.00
General Journal	06/02/2022	WIRE	INVESTMENT ACQ...		Inv Deposit	350,000.00	555,000.00
General Journal	06/30/2022	WIRE	INVESTMENT ACQ...		Inv Deposit	40,000.00	595,000.00
General Journal	10/25/2022	WIRE	INVESTMENT ACQ...		Inv Deposit	60,000.00	655,000.00
General Journal	11/29/2022	WIRE	INVESTMENT LIQU...		Inv Withdrawl	-420,000.00	235,000.00
Total 685402060 - SD#402 DEBT SERVICE						95,000.00	235,000.00
685402080 - SD#402 ASB							50,913.12
General Journal	02/28/2022	WIRE	INVESTMENT LIQU...		Inv Withdrawl	-903.71	50,009.41
General Journal	06/02/2022	WIRE	INVESTMENT LIQU...		Inv Withdrawl	-5,000.00	45,009.41
General Journal	06/30/2022	WIRE	INVESTMENT LIQU...		Inv Withdrawl	-3,000.00	42,009.41
Total 685402080 - SD#402 ASB						-8,903.71	42,009.41
685402090 -SD#402 TRANS VEHICLE							132,818.14
General Journal	02/28/2022	WIRE	INVESTMENT ACQ...		Inv Deposit	5,000.00	137,818.14
General Journal	06/02/2022	WIRE	INVESTMENT ACQ...		Inv Deposit	2,000.00	139,818.14
General Journal	10/25/2022	WIRE	INVESTMENT ACQ...		Inv Deposit	70,000.00	209,818.14
General Journal	11/29/2022	WIRE	INVESTMENT ACQ...		Inv Deposit	5,000.00	214,818.14
Total 685402090 -SD#402 TRANS VEHICLE						82,000.00	214,818.14
685403010 - SD#403 GENERAL							2,109,531.61
General Journal	01/14/2022	WIRE	INVESTMENT LIQU...		Inv Withdrawl	-278,043.53	1,831,488.08
General Journal	01/31/2022	WIRE	INVESTMENT ACQ...		Inv Deposit	191,592.19	2,023,080.27
General Journal	02/15/2022	WIRE	INVESTMENT LIQU...		Inv Withdrawl	-412,958.39	1,610,121.88
General Journal	02/23/2022	WIRE	INVESTMENT ACQ...		Inv Deposit	10,277.52	1,620,399.40
General Journal	02/28/2022	WIRE	INVESTMENT ACQ...		Inv Deposit	78,394.95	1,698,794.35
General Journal	03/15/2022	WIRE	INVESTMENT LIQU...		Inv Withdrawl	-228,293.25	1,470,501.10
General Journal	03/31/2022	WIRE	INVESTMENT ACQ...		Inv Deposit	573,033.90	2,043,535.00
General Journal	04/15/2022	WIRE	INVESTMENT LIQU...		Inv Withdrawl	-164,630.55	1,878,904.45
General Journal	04/29/2022	WIRE	INVESTMENT ACQ...		Inv Deposit	704,161.84	2,583,066.29
General Journal	05/13/2022	WIRE	INVESTMENT ACQ...		Inv Deposit	1,043,750.41	3,626,816.70
General Journal	05/31/2022	WIRE	INVESTMENT LIQU...		Inv Withdrawl	-445,332.95	3,181,483.75
General Journal	06/16/2022	WIRE	INVESTMENT ACQ...		Inv Deposit	70,980.96	3,252,464.71
General Journal	06/30/2022	WIRE	INVESTMENT LIQU...		Inv Withdrawl	-1,020,981.27	2,231,483.44
General Journal	07/25/2022	WIRE	INVESTMENT LIQU...		Inv Withdrawl	-436,998.14	1,794,485.30
General Journal	07/29/2022	WIRE	INVESTMENT ACQ...		Inv Deposit	1,188,992.10	2,983,477.40
General Journal	08/15/2022	WIRE	INVESTMENT LIQU...		Inv Withdrawl	-35,924.96	2,947,552.44
General Journal	08/31/2022	WIRE	INVESTMENT ACQ...		Inv Deposit	429,743.30	3,377,295.74
General Journal	09/16/2022	WIRE	INVESTMENT LIQU...		Inv Withdrawl	-214,793.17	3,162,502.57
General Journal	09/30/2022	WIRE	INVESTMENT LIQU...		Inv Withdrawl	-103,717.04	3,058,785.53
General Journal	10/14/2022	WIRE	INVESTMENT LIQU...		Inv Withdrawl	-315,413.29	2,743,372.24
General Journal	10/31/2022	WIRE	INVESTMENT LIQU...		Inv Withdrawl	-434,306.48	2,309,065.76
General Journal	11/15/2022	WIRE	INVESTMENT ACQ...		Inv Deposit	943,386.70	3,252,452.46
General Journal	11/30/2022	WIRE	INVESTMENT LIQU...		Inv Withdrawl	-1,263,449.25	1,989,003.21
General Journal	12/30/2022	WIRE	INVESTMENT ACQ...		Inv Deposit	421,630.17	2,410,633.38
Total 685403010 - SD#403 GENERAL						301,101.77	2,410,633.38
685403030 - SD#403 CAP PROJ							413,246.80
General Journal	01/14/2022	WIRE	INVESTMENT ACQ...		Inv Deposit	29.01	413,275.81
General Journal	02/15/2022	WIRE	INVESTMENT ACQ...		Inv Deposit	31.49	413,307.30
General Journal	02/28/2022	WIRE	INVESTMENT LIQU...		Inv Withdrawl	-13,128.50	400,178.80
General Journal	03/15/2022	WIRE	INVESTMENT ACQ...		Inv Deposit	30.34	400,209.14
General Journal	04/15/2022	WIRE	INVESTMENT ACQ...		Inv Deposit	32.56	400,241.70
General Journal	05/13/2022	WIRE	INVESTMENT ACQ...		Inv Deposit	72.95	400,314.65
General Journal	06/16/2022	WIRE	INVESTMENT ACQ...		Inv Deposit	126.82	400,441.47
General Journal	07/25/2022	WIRE	INVESTMENT ACQ...		Inv Deposit	227.04	400,668.51
General Journal	08/15/2022	WIRE	INVESTMENT ACQ...		Inv Deposit	314.76	400,983.27
General Journal	09/16/2022	WIRE	INVESTMENT ACQ...		Inv Deposit	521.07	401,504.34
General Journal	10/14/2022	WIRE	INVESTMENT ACQ...		Inv Deposit	726.57	402,230.91
General Journal	11/15/2022	WIRE	INVESTMENT ACQ...		Inv Deposit	63,801.78	466,032.69
General Journal	12/30/2022	WIRE	INVESTMENT ACQ...		Inv Deposit	986.52	467,019.21
Total 685403030 - SD#403 CAP PROJ						53,772.41	467,019.21
685403060 - SD#403 DEBT SERVICE							934,134.42
General Journal	01/14/2022	WIRE	INVESTMENT ACQ...		Inv Deposit	20,795.36	954,929.78
General Journal	02/15/2022	WIRE	INVESTMENT ACQ...		Inv Deposit	46,165.45	1,001,095.23
General Journal	03/15/2022	WIRE	INVESTMENT ACQ...		Inv Deposit	35,670.38	1,036,765.61
General Journal	04/15/2022	WIRE	INVESTMENT ACQ...		Inv Deposit	198,883.76	1,235,649.37
General Journal	05/13/2022	WIRE	INVESTMENT ACQ...		Inv Deposit	698,854.60	1,934,503.97

Mason County Treasurer's Office

Account QuickReport

01/25/23

As of December 31, 2022

Accrual Basis

Type	Date	Num	Name	Memo	Split	Amount	Balance
General Journal	05/31/2022	WIRE	INVESTMENT LIQUI...		Inv Withdrawl	-488,878.76	1,445,625.21
General Journal	06/16/2022	WIRE	INVESTMENT ACQ...		Inv Deposit	236,890.20	1,682,515.41
General Journal	07/25/2022	WIRE	INVESTMENT ACQ...		Inv Deposit	47,719.44	1,730,234.85
General Journal	08/15/2022	WIRE	INVESTMENT ACQ...		Inv Deposit	57,726.75	1,787,961.60
General Journal	09/16/2022	WIRE	INVESTMENT ACQ...		Inv Deposit	18,200.29	1,806,161.89
General Journal	10/14/2022	WIRE	INVESTMENT ACQ...		Inv Deposit	30,841.07	1,837,002.96
General Journal	11/15/2022	WIRE	INVESTMENT ACQ...		Inv Deposit	647,424.04	2,484,427.00
General Journal	11/30/2022	WIRE	INVESTMENT LIQUI...		Inv Withdrawl	-2,203,878.76	280,548.24
General Journal	12/30/2022	WIRE	INVESTMENT ACQ...		Inv Deposit	190,116.90	470,665.14
Total 685403060 - SD#403 DEBT SERVICE						-463,469.28	470,665.14
685403080 - SD#403 ASB							402,832.82
General Journal	01/14/2022	WIRE	INVESTMENT LIQUI...		Inv Withdrawl	-1,131.73	401,701.09
General Journal	01/31/2022	WIRE	INVESTMENT ACQ...		Inv Deposit	2,254.96	403,956.05
General Journal	02/15/2022	WIRE	INVESTMENT LIQUI...		Inv Withdrawl	-8,510.74	395,445.31
General Journal	02/23/2022	WIRE	INVESTMENT ACQ...		Inv Deposit	6,549.25	401,994.56
General Journal	02/28/2022	WIRE	INVESTMENT LIQUI...		Inv Withdrawl	-5,039.68	396,954.88
General Journal	03/15/2022	WIRE	INVESTMENT ACQ...		Inv Deposit	5,887.41	402,842.29
General Journal	03/31/2022	WIRE	INVESTMENT LIQUI...		Inv Withdrawl	-3,347.23	399,495.06
General Journal	04/05/2022	WIRE	INVESTMENT LIQUI...		Inv Withdrawl	-4,165.38	395,329.68
General Journal	04/15/2022	WIRE	INVESTMENT LIQUI...		Inv Withdrawl	-1,530.83	393,798.85
General Journal	04/29/2022	WIRE	INVESTMENT ACQ...		Inv Deposit	17,074.83	410,873.68
General Journal	05/13/2022	WIRE	INVESTMENT ACQ...		Inv Deposit	15,003.60	425,877.28
General Journal	05/31/2022	WIRE	INVESTMENT LIQUI...		Inv Withdrawl	-4,135.05	421,742.23
General Journal	06/16/2022	WIRE	INVESTMENT ACQ...		Inv Deposit	11,080.75	432,822.98
General Journal	06/30/2022	WIRE	INVESTMENT ACQ...		Inv Deposit	101.87	432,924.85
General Journal	07/25/2022	WIRE	INVESTMENT ACQ...		Inv Deposit	5,928.60	438,853.45
General Journal	07/29/2022	WIRE	INVESTMENT LIQUI...		Inv Withdrawl	-8,813.44	430,040.01
General Journal	08/15/2022	WIRE	INVESTMENT ACQ...		Inv Deposit	1,063.02	431,103.03
General Journal	08/31/2022	WIRE	INVESTMENT LIQUI...		Inv Withdrawl	-14,775.09	416,327.94
General Journal	09/16/2022	WIRE	INVESTMENT ACQ...		Inv Deposit	22,238.04	438,565.98
General Journal	09/30/2022	WIRE	INVESTMENT ACQ...		Inv Deposit	9,990.87	448,556.85
General Journal	10/14/2022	WIRE	INVESTMENT LIQUI...		Inv Withdrawl	-2,364.37	446,192.48
General Journal	10/31/2022	WIRE	INVESTMENT ACQ...		Inv Deposit	42,790.13	488,982.61
General Journal	11/15/2022	WIRE	INVESTMENT ACQ...		Inv Deposit	1,314.58	490,297.19
General Journal	11/30/2022	WIRE	INVESTMENT LIQUI...		Inv Withdrawl	-18,928.14	471,369.05
General Journal	12/30/2022	WIRE	INVESTMENT ACQ...		Inv Deposit	5,629.09	476,998.14
Total 685403080 - SD#403 ASB						74,165.32	476,998.14
685403090 -SD#403 TRANS VEHICLE							339,599.76
General Journal	01/14/2022	WIRE	INVESTMENT ACQ...		Inv Deposit	22.88	339,622.64
General Journal	02/15/2022	WIRE	INVESTMENT ACQ...		Inv Deposit	24.91	339,647.55
General Journal	03/15/2022	WIRE	INVESTMENT ACQ...		Inv Deposit	24.89	339,672.44
General Journal	04/15/2022	WIRE	INVESTMENT ACQ...		Inv Deposit	26.78	339,699.22
General Journal	05/13/2022	WIRE	INVESTMENT ACQ...		Inv Deposit	61.92	339,761.14
General Journal	06/16/2022	WIRE	INVESTMENT ACQ...		Inv Deposit	107.63	339,868.77
General Journal	07/25/2022	WIRE	INVESTMENT ACQ...		Inv Deposit	192.70	340,061.47
General Journal	08/15/2022	WIRE	INVESTMENT ACQ...		Inv Deposit	267.15	340,328.62
General Journal	09/16/2022	WIRE	INVESTMENT ACQ...		Inv Deposit	164,484.07	504,812.69
General Journal	10/14/2022	WIRE	INVESTMENT ACQ...		Inv Deposit	616.66	505,429.35
General Journal	11/15/2022	WIRE	INVESTMENT ACQ...		Inv Deposit	844.40	506,273.75
General Journal	12/30/2022	WIRE	INVESTMENT ACQ...		Inv Deposit	1,252.78	507,526.53
Total 685403090 -SD#403 TRANS VEHICLE						167,926.77	507,526.53
685404010 - SD#404 GENERAL							1,582,436.25
General Journal	01/31/2022	WIRE	INVESTMENT LIQUI...		Inv Withdrawl	-320,000.00	1,262,436.25
General Journal	02/25/2022	WIRE	INVESTMENT LIQUI...		Inv Withdrawl	-232,000.00	1,030,436.25
General Journal	03/31/2022	WIRE	INVESTMENT LIQUI...		Inv Withdrawl	-50,000.00	980,436.25
General Journal	04/29/2022	WIRE	INVESTMENT ACQ...		Inv Deposit	450,000.00	1,430,436.25
General Journal	05/31/2022	WIRE	INVESTMENT ACQ...		Inv Deposit	90,000.00	1,520,436.25
General Journal	06/30/2022	WIRE	INVESTMENT LIQUI...		Inv Withdrawl	-382,000.00	1,138,436.25
General Journal	08/18/2022	WIRE	INVESTMENT LIQUI...		Inv Withdrawl	-242,964.16	895,472.09
General Journal	08/25/2022	WIRE	INVESTMENT LIQUI...		Inv Withdrawl	-43,985.98	851,486.11
General Journal	08/31/2022	WIRE	INVESTMENT LIQUI...		Inv Withdrawl	-200,000.00	651,486.11
General Journal	09/30/2022	WIRE	INVESTMENT ACQ...		Inv Deposit	100,000.00	751,486.11
General Journal	10/31/2022	WIRE	INVESTMENT LIQUI...		Inv Withdrawl	-180,000.00	571,486.11
General Journal	11/29/2022	WIRE	INVESTMENT LIQUI...		Inv Withdrawl	-75,000.00	496,486.11
General Journal	12/30/2022	WIRE	INVESTMENT LIQUI...		Inv Withdrawl	-275,000.00	221,486.11
Total 685404010 - SD#404 GENERAL						-1,360,950.14	221,486.11
685404030 - SD#404 CAP PROJ							95,465.00
General Journal	01/31/2022	WIRE	INVESTMENT ACQ...		Inv Deposit	170,000.00	265,465.00
General Journal	02/25/2022	WIRE	INVESTMENT ACQ...		Inv Deposit	594,000.00	859,465.00
General Journal	03/31/2022	WIRE	INVESTMENT ACQ...		Inv Deposit	180,000.00	1,039,465.00
General Journal	04/29/2022	WIRE	INVESTMENT ACQ...		Inv Deposit	372,000.00	1,411,465.00

Mason County Treasurer's Office

Account QuickReport

As of December 31, 2022

Type	Date	Num	Name	Memo	Split	Amount	Balance
General Journal	05/31/2022	WIRE	INVESTMENT LIQUI...		Inv Withdrawl	-250,000.00	1,161,465.00
General Journal	06/03/2022	WIRE	INVESTMENT LIQUI...		Inv Withdrawl	-441,000.00	720,465.00
General Journal	09/30/2022	WIRE	INVESTMENT LIQUI...		Inv Withdrawl	-175,000.00	545,465.00
General Journal	10/31/2022	WIRE	INVESTMENT ACQ...		Inv Deposit	300,000.00	845,465.00
General Journal	11/29/2022	WIRE	INVESTMENT ACQ...		Inv Deposit	240,000.00	1,085,465.00
General Journal	12/30/2022	WIRE	INVESTMENT LIQUI...		Inv Withdrawl	-316,000.00	769,465.00
Total 685404030 - SD#404 CAP PROJ						674,000.00	769,465.00
685404050 - SD#404 TR & AGENCY							63,872.16
General Journal	02/25/2022	WIRE	INVESTMENT LIQUI...		Inv Withdrawl	-70.00	63,802.16
General Journal	04/29/2022	WIRE	INVESTMENT LIQUI...		Inv Withdrawl	-15.00	63,787.16
General Journal	05/31/2022	WIRE	INVESTMENT LIQUI...		Inv Withdrawl	-500.00	63,287.16
General Journal	07/28/2022	WIRE	INVESTMENT LIQUI...		Inv Withdrawl	-100.00	63,187.16
General Journal	08/31/2022	WIRE	INVESTMENT ACQ...		Inv Deposit	100.00	63,287.16
General Journal	09/30/2022	WIRE	INVESTMENT ACQ...		Inv Deposit	200.00	63,487.16
General Journal	11/29/2022	WIRE	INVESTMENT ACQ...		Inv Deposit	200.00	63,687.16
General Journal	12/30/2022	WIRE	INVESTMENT ACQ...		Inv Deposit	300.00	63,987.16
Total 685404050 - SD#404 TR & AGENCY						115.00	63,987.16
685404060 - SD#404 DEBT SERVICE							556,502.39
General Journal	01/31/2022	WIRE	INVESTMENT ACQ...		Inv Deposit	80,500.00	637,002.39
General Journal	02/25/2022	WIRE	INVESTMENT ACQ...		Inv Deposit	2,040.00	639,042.39
General Journal	03/31/2022	WIRE	INVESTMENT ACQ...		Inv Deposit	1,700.00	640,742.39
General Journal	04/29/2022	WIRE	INVESTMENT ACQ...		Inv Deposit	2,260.00	643,002.39
General Journal	05/31/2022	WIRE	INVESTMENT ACQ...		Inv Deposit	3,000.00	646,002.39
General Journal	06/30/2022	WIRE	INVESTMENT ACQ...		Inv Deposit	2,600.00	648,602.39
General Journal	07/07/2022	WIRE	INVESTMENT LIQUI...		Inv Withdrawl	-648,000.00	602.39
General Journal	07/28/2022	WIRE	INVESTMENT ACQ...		Inv Deposit	1,900.00	2,502.39
General Journal	08/31/2022	WIRE	INVESTMENT ACQ...		Inv Deposit	1,000.00	3,502.39
General Journal	11/29/2022	WIRE	INVESTMENT ACQ...		Inv Deposit	1,200.00	4,702.39
General Journal	12/30/2022	WIRE	INVESTMENT ACQ...		Inv Deposit	125.00	4,827.39
Total 685404060 - SD#404 DEBT SERVICE						-551,675.00	4,827.39
685404080 - SD#404 ASB							24,732.76
General Journal	01/31/2022	WIRE	INVESTMENT LIQUI...		Inv Withdrawl	-100.00	24,632.76
General Journal	02/04/2022	WIRE	INVESTMENT LIQUI...		Inv Withdrawl	-462.00	24,170.76
General Journal	02/25/2022	WIRE	INVESTMENT LIQUI...		Inv Withdrawl	-650.00	23,520.76
General Journal	03/31/2022	WIRE	INVESTMENT ACQ...		Inv Deposit	1,000.00	24,520.76
General Journal	06/30/2022	WIRE	INVESTMENT ACQ...		Inv Deposit	800.00	25,320.76
General Journal	07/28/2022	WIRE	INVESTMENT LIQUI...		Inv Withdrawl	-1,200.00	24,120.76
General Journal	08/31/2022	WIRE	INVESTMENT LIQUI...		Inv Withdrawl	-1,200.00	22,920.76
General Journal	09/30/2022	WIRE	INVESTMENT ACQ...		Inv Deposit	1,400.00	24,320.76
General Journal	11/29/2022	WIRE	INVESTMENT ACQ...		Inv Deposit	50.00	24,370.76
General Journal	12/30/2022	WIRE	INVESTMENT ACQ...		Inv Deposit	300.00	24,670.76
Total 685404080 - SD#404 ASB						-62.00	24,670.76
685404090 -SD#404 TRANS VEHICLE							197,194.79
General Journal	02/25/2022	WIRE	INVESTMENT ACQ...		Inv Deposit	50.00	197,244.79
General Journal	05/31/2022	WIRE	INVESTMENT LIQUI...		Inv Withdrawl	-92,000.00	105,244.79
General Journal	07/28/2022	WIRE	INVESTMENT ACQ...		Inv Deposit	2,600.00	107,844.79
General Journal	08/31/2022	WIRE	INVESTMENT ACQ...		Inv Deposit	80,000.00	187,844.79
General Journal	09/30/2022	WIRE	INVESTMENT ACQ...		Inv Deposit	850.00	188,694.79
General Journal	11/29/2022	WIRE	INVESTMENT ACQ...		Inv Deposit	475.00	189,169.79
General Journal	12/30/2022	WIRE	INVESTMENT ACQ...		Inv Deposit	900.00	190,069.79
Total 685404090 -SD#404 TRANS VEHICLE						-7,125.00	190,069.79
690001010 - BWD DIST#1 M&O							711.57
Total 690001010 - BWD DIST#1 M&O							711.57
690001045 - BWD #1 CAP IMPR FAC							1,048.51
Total 690001045 - BWD #1 CAP IMPR FAC							1,048.51
690002010 - TEW DIST#2 GENERAL							27,481.80
Total 690002010 - TEW DIST#2 GENERAL							27,481.80
690002020 - TEW DIST #2 RESV MT							26,983.79
Total 690002020 - TEW DIST #2 RESV MT							26,983.79
690002065 - TEW DIST #2 WTR REV							118,781.64
Total 690002065 - TEW DIST #2 WTR REV							118,781.64
690002130 -TEW DIST #2 ASMT REV							8,533.18
Total 690002130 -TEW DIST #2 ASMT REV							8,533.18
690003020 - MLWD#3 CAP IMP RESV							126,234.80
General Journal	01/14/2022	WIRE	INVESTMENT ACQ...		Inv Deposit	4,900.00	131,134.80

39

Mason County Treasurer's Office

Account QuickReport

01/25/23

As of December 31, 2022

Accrual Basis

Type	Date	Num	Name	Memo	Split	Amount	Balance
General Journal	07/13/2022	WIRE	INVESTMENT ACQ...		Inv Deposit	6,700.00	137,834.80
Total 690003020 - MLWD#3 CAP IMP RESV						11,600.00	137,834.80
690005010 -HARSTENE PT WTR/SWR							130,000.00
Total 690005010 -HARSTENE PT WTR/SWR							130,000.00
690005020 -HARSTENE PT W/S RESV							327,392.40
General Journal	01/12/2022	WIRE	INVESTMENT ACQ...		Inv Deposit	473.94	327,866.34
General Journal	02/09/2022	WIRE	INVESTMENT ACQ...		Inv Deposit	904.73	328,771.07
General Journal	02/17/2022	WIRE	INVESTMENT LIQUI...		Inv Withdrawl	-449.92	328,321.15
General Journal	03/17/2022	WIRE	INVESTMENT ACQ...		Inv Deposit	725.85	329,047.00
General Journal	04/13/2022	WIRE	INVESTMENT ACQ...		Inv Deposit	751.74	329,798.74
General Journal	04/14/2022	WIRE	INVESTMENT LIQUI...		Inv Withdrawl	-190.93	329,607.81
General Journal	05/11/2022	WIRE	INVESTMENT ACQ...		Inv Deposit	424.92	330,032.73
General Journal	06/08/2022	WIRE	INVESTMENT ACQ...		Inv Deposit	432.54	330,465.27
General Journal	07/13/2022	WIRE	INVESTMENT ACQ...		Inv Deposit	552.11	331,017.38
General Journal	08/12/2022	WIRE	INVESTMENT ACQ...		Inv Deposit	239.80	331,257.18
General Journal	09/09/2022	WIRE	INVESTMENT ACQ...		Inv Deposit	470.40	331,727.58
General Journal	09/12/2022	WIRE	INVESTMENT LIQUI...		Inv Withdrawl	-10.00	331,717.58
General Journal	10/06/2022	WIRE	INVESTMENT ACQ...		Inv Deposit	2,525.29	334,242.87
General Journal	11/09/2022	WIRE	INVESTMENT ACQ...		Inv Deposit	1,846.45	336,089.32
General Journal	12/07/2022	WIRE	INVESTMENT ACQ...		Inv Deposit	1,852.87	337,942.19
Total 690005020 -HARSTENE PT W/S RESV						10,549.79	337,942.19
690005030 -HARSTENE PT W/S ECOL							40,550.45
General Journal	01/12/2022	WIRE	INVESTMENT ACQ...		Inv Deposit	2.73	40,553.18
General Journal	02/09/2022	WIRE	INVESTMENT ACQ...		Inv Deposit	2.97	40,556.15
General Journal	03/17/2022	WIRE	INVESTMENT ACQ...		Inv Deposit	2.97	40,559.12
General Journal	04/13/2022	WIRE	INVESTMENT ACQ...		Inv Deposit	3.20	40,562.32
General Journal	05/11/2022	WIRE	INVESTMENT ACQ...		Inv Deposit	7.39	40,569.71
General Journal	06/08/2022	WIRE	INVESTMENT ACQ...		Inv Deposit	12.85	40,582.56
General Journal	07/13/2022	WIRE	INVESTMENT ACQ...		Inv Deposit	23.01	40,605.57
General Journal	08/12/2022	WIRE	INVESTMENT ACQ...		Inv Deposit	31.90	40,637.47
General Journal	09/09/2022	WIRE	INVESTMENT ACQ...		Inv Deposit	52.82	40,690.29
General Journal	10/06/2022	WIRE	INVESTMENT ACQ...		Inv Deposit	73.63	40,763.92
General Journal	11/09/2022	WIRE	INVESTMENT ACQ...		Inv Deposit	81.28	40,845.20
General Journal	12/07/2022	WIRE	INVESTMENT ACQ...		Inv Deposit	99.84	40,945.04
Total 690005030 -HARSTENE PT W/S ECOL						394.59	40,945.04
690005050-HARTSTENE DWSFR LOAN							20,376.09
General Journal	01/12/2022	WIRE	INVESTMENT ACQ...		Inv Deposit	6,675.75	27,051.84
General Journal	02/09/2022	WIRE	INVESTMENT ACQ...		Inv Deposit	6,676.39	33,728.23
General Journal	03/17/2022	WIRE	INVESTMENT ACQ...		Inv Deposit	6,676.80	40,405.03
General Journal	04/13/2022	WIRE	INVESTMENT ACQ...		Inv Deposit	6,677.51	47,082.54
General Journal	05/11/2022	WIRE	INVESTMENT ACQ...		Inv Deposit	6,681.74	53,764.28
General Journal	06/08/2022	WIRE	INVESTMENT ACQ...		Inv Deposit	6,689.07	60,453.35
General Journal	07/13/2022	WIRE	INVESTMENT ACQ...		Inv Deposit	6,704.27	67,157.62
General Journal	08/12/2022	WIRE	INVESTMENT ACQ...		Inv Deposit	6,721.30	73,878.92
General Journal	09/09/2022	WIRE	INVESTMENT ACQ...		Inv Deposit	6,759.00	80,637.92
General Journal	09/21/2022	WIRE	INVESTMENT LIQUI...		Inv Withdrawl	-80,446.74	191.18
General Journal	10/06/2022	WIRE	INVESTMENT ACQ...		Inv Deposit	6,804.59	6,995.77
General Journal	11/09/2022	WIRE	INVESTMENT ACQ...		Inv Deposit	6,778.95	13,774.72
General Journal	12/07/2022	WIRE	INVESTMENT ACQ...		Inv Deposit	6,689.45	20,464.17
Total 690005050-HARTSTENE DWSFR LOAN						88.08	20,464.17
690005070-HARTSTENE WATER BOND							37,755.02
General Journal	01/12/2022	WIRE	INVESTMENT ACQ...		Inv Deposit	330.26	38,085.28
General Journal	02/09/2022	WIRE	INVESTMENT ACQ...		Inv Deposit	330.51	38,415.79
General Journal	03/17/2022	WIRE	INVESTMENT ACQ...		Inv Deposit	330.53	38,746.32
General Journal	04/13/2022	WIRE	INVESTMENT ACQ...		Inv Deposit	330.77	39,077.09
General Journal	05/11/2022	WIRE	INVESTMENT ACQ...		Inv Deposit	334.78	39,411.87
General Journal	06/08/2022	WIRE	INVESTMENT ACQ...		Inv Deposit	340.09	39,751.96
General Journal	07/13/2022	WIRE	INVESTMENT ACQ...		Inv Deposit	350.05	40,102.01
General Journal	08/12/2022	WIRE	INVESTMENT ACQ...		Inv Deposit	358.94	40,460.95
General Journal	09/09/2022	WIRE	INVESTMENT ACQ...		Inv Deposit	379.75	40,840.70
General Journal	10/06/2022	WIRE	INVESTMENT ACQ...		Inv Deposit	400.86	41,241.56
General Journal	11/09/2022	WIRE	INVESTMENT ACQ...		Inv Deposit	409.16	41,650.72
General Journal	12/07/2022	WIRE	INVESTMENT ACQ...		Inv Deposit	428.63	42,079.35
Total 690005070-HARTSTENE WATER BOND						4,324.33	42,079.35
800000010 - TDC - STATE POOL							39,752,624.16
General Journal	01/05/2022	WIRE	INVESTMENT ACQ...		Inv Deposit	3,000,000.00	42,752,624.16
General Journal	01/06/2022	WIRE	INVESTMENT ACQ...		Inv Deposit	8,610.00	42,761,234.16
General Journal	01/10/2022	WIRE	INVESTMENT LIQUI...		Inv Withdrawl	-4,000,000.00	38,761,234.16
General Journal	01/12/2022	WIRE	INVESTMENT LIQUI...		Inv Withdrawl	-7,482.68	38,753,751.48

Mason County Treasurer's Office

Account QuickReport

01/25/23

As of December 31, 2022

Accrual Basis

Type	Date	Num	Name	Memo	Split	Amount	Balance
General Journal	01/14/2022	WIRE	INVESTMENT LIQUI...		Inv Withdrawl	-3,270,000.00	35,483,751.48
General Journal	01/18/2022	WIRE	INVESTMENT LIQUI...		Inv Withdrawl	-5,023,606.45	30,460,145.03
General Journal	01/21/2022	WIRE	INVESTMENT LIQUI...		Inv Withdrawl	-904,298.41	29,555,846.62
General Journal	01/26/2022	WIRE	INVESTMENT ACQ...		Inv Deposit	236,002.56	29,791,849.18
General Journal	01/27/2022	WIRE	INVESTMENT LIQUI...		Inv Withdrawl	-350,000.00	29,441,849.18
General Journal	01/28/2022	WIRE	INVESTMENT LIQUI...		Inv Withdrawl	-2,300,000.00	27,141,849.18
General Journal	01/31/2022	WIRE	INVESTMENT ACQ...		Inv Deposit	662,782.73	27,804,631.91
General Journal	02/01/2022	WIRE	INVESTMENT ACQ...		Inv Deposit	4,000,000.00	31,804,631.91
General Journal	02/04/2022	WIRE	INVESTMENT ACQ...		Inv Deposit	1,500,000.00	33,304,631.91
General Journal	02/07/2022	WIRE	INVESTMENT ACQ...		Inv Deposit	2,081,818.46	35,386,450.37
General Journal	02/08/2022	WIRE	INVESTMENT LIQUI...		Inv Withdrawl	-2,222,517.08	33,163,933.29
General Journal	02/09/2022	WIRE	INVESTMENT LIQUI...		Inv Withdrawl	-7,914.60	33,156,018.69
General Journal	02/10/2022	WIRE	INVESTMENT LIQUI...		Inv Withdrawl	-3,012,530.84	30,143,487.85
General Journal	02/15/2022	WIRE	INVESTMENT ACQ...		Inv Deposit	386,247.28	30,529,735.13
General Journal	02/17/2022	WIRE	INVESTMENT ACQ...		Inv Deposit	449.92	30,530,185.05
General Journal	02/25/2022	WIRE	INVESTMENT LIQUI...		Inv Withdrawl	-3,800,000.00	26,730,185.05
General Journal	02/28/2022	WIRE	INVESTMENT ACQ...		Inv Deposit	3,500,000.00	30,230,185.05
General Journal	03/02/2022	WIRE	INVESTMENT ACQ...		Inv Deposit	5,000,000.00	35,230,185.05
General Journal	03/03/2022	WIRE	INVESTMENT ACQ...		Inv Deposit	3,000,000.00	38,230,185.05
General Journal	03/08/2022	WIRE	INVESTMENT LIQUI...		Inv Withdrawl	-600,000.00	37,630,185.05
General Journal	03/10/2022	WIRE	INVESTMENT LIQUI...		Inv Withdrawl	-3,500,000.00	34,130,185.05
General Journal	03/15/2022	WIRE	INVESTMENT ACQ...		Inv Deposit	224,680.23	34,354,865.28
General Journal	03/17/2022	WIRE	INVESTMENT LIQUI...		Inv Withdrawl	-7,736.15	34,347,129.13
General Journal	03/18/2022	WIRE	INVESTMENT ACQ...		Inv Deposit	2,139,639.59	36,486,768.72
General Journal	03/22/2022	WIRE	INVESTMENT ACQ...		Inv Deposit	25,000.00	36,511,768.72
General Journal	03/24/2022	WIRE	INVESTMENT ACQ...		Inv Deposit	7,619.62	36,519,388.34
General Journal	03/31/2022	WIRE	INVESTMENT ACQ...		Inv Deposit	4,500,000.00	41,019,388.34
General Journal	04/01/2022	WIRE	INVESTMENT ACQ...		Inv Deposit	2,500,000.00	43,519,388.34
General Journal	04/05/2022	WIRE	INVESTMENT ACQ...		Inv Deposit	3,800,000.00	47,319,388.34
General Journal	04/06/2022	WIRE	INVESTMENT LIQUI...		Inv Withdrawl	-4,500,000.00	42,819,388.34
General Journal	04/07/2022	WIRE	INVESTMENT LIQUI...		Inv Withdrawl	-4,360,000.00	38,459,388.34
General Journal	04/11/2022	WIRE	INVESTMENT LIQUI...		Inv Withdrawl	-442,134.79	38,017,253.55
General Journal	04/13/2022	WIRE	INVESTMENT ACQ...		Inv Deposit	2,000,000.00	40,017,253.55
General Journal	04/14/2022	WIRE	INVESTMENT ACQ...		Inv Deposit	190.93	40,017,444.48
General Journal	04/15/2022	WIRE	INVESTMENT ACQ...		Inv Deposit	1,900,000.00	41,917,444.48
General Journal	04/18/2022	WIRE	INVESTMENT ACQ...		Inv Deposit	1,836,894.35	43,754,338.83
General Journal	04/21/2022	WIRE	INVESTMENT LIQUI...		Inv Withdrawl	-3,400,000.00	40,354,338.83
General Journal	04/22/2022	WIRE	INVESTMENT ACQ...		Inv Deposit	10,650,000.00	51,004,338.83
General Journal	04/26/2022	WIRE	INVESTMENT ACQ...		Inv Deposit	5,000,000.00	56,004,338.83
General Journal	04/29/2022	WIRE	INVESTMENT ACQ...		Inv Deposit	8,200,000.00	64,204,338.83
General Journal	05/02/2022	WIRE	INVESTMENT ACQ...		Inv Deposit	7,500,000.00	71,704,338.83
General Journal	05/04/2022	WIRE	INVESTMENT ACQ...		Inv Deposit	4,000,000.00	75,704,338.83
General Journal	05/09/2022	WIRE	INVESTMENT LIQUI...		Inv Withdrawl	-4,800,000.00	70,904,338.83
General Journal	05/11/2022	WIRE	INVESTMENT LIQUI...		Inv Withdrawl	-3,000,000.00	67,904,338.83
General Journal	05/13/2022	WIRE	INVESTMENT LIQUI...		Inv Withdrawl	-6,500,000.00	61,404,338.83
General Journal	05/17/2022	WIRE	INVESTMENT ACQ...		Inv Deposit	118,169.69	61,522,508.52
General Journal	05/18/2022	WIRE	INVESTMENT ACQ...		Inv Deposit	55,000.00	61,577,508.52
General Journal	05/19/2022	WIRE	INVESTMENT LIQUI...		Inv Withdrawl	-9,500,000.00	52,077,508.52
General Journal	05/20/2022	WIRE	INVESTMENT LIQUI...		Inv Withdrawl	-3,800,000.00	48,277,508.52
General Journal	05/27/2022	WIRE	INVESTMENT LIQUI...		Inv Withdrawl	-5,000,000.00	43,277,508.52
General Journal	06/02/2022	WIRE	INVESTMENT ACQ...		Inv Deposit	7,000,000.00	50,277,508.52
General Journal	06/03/2022	WIRE	INVESTMENT ACQ...		Inv Deposit	2,500,000.00	52,777,508.52
General Journal	06/07/2022	WIRE	INVESTMENT LIQUI...		Inv Withdrawl	-1,500,000.00	51,277,508.52
General Journal	06/08/2022	WIRE	INVESTMENT LIQUI...		Inv Withdrawl	-5,711.55	51,271,796.97
General Journal	06/13/2022	WIRE	INVESTMENT LIQUI...		Inv Withdrawl	-4,035,083.47	47,236,713.50
General Journal	06/16/2022	WIRE	INVESTMENT LIQUI...		Inv Withdrawl	-7,000,000.00	40,236,713.50
General Journal	06/21/2022	WIRE	INVESTMENT LIQUI...		Inv Withdrawl	-800,000.00	39,436,713.50
General Journal	06/30/2022	WIRE	INVESTMENT ACQ...		Inv Deposit	2,000,000.00	41,436,713.50
General Journal	07/06/2022	WIRE	INVESTMENT ACQ...		Inv Deposit	3,387,674.33	44,824,387.83
General Journal	07/07/2022	WIRE	INVESTMENT LIQUI...		Inv Withdrawl	-3,246,779.36	41,577,608.47
General Journal	07/08/2022	WIRE	INVESTMENT ACQ...		Inv Deposit	803,000.00	42,380,608.47
General Journal	07/11/2022	WIRE	INVESTMENT ACQ...		Inv Deposit	124,480.64	42,505,089.11
General Journal	07/13/2022	WIRE	INVESTMENT LIQUI...		Inv Withdrawl	-1,050,000.00	41,455,089.11
General Journal	07/14/2022	WIRE	INVESTMENT LIQUI...		Inv Withdrawl	-2,200,000.00	39,255,089.11
General Journal	07/20/2022	WIRE	INVESTMENT ACQ...		Inv Deposit	416,134.99	39,671,224.10
General Journal	07/22/2022	WIRE	INVESTMENT LIQUI...		Inv Withdrawl	-2,000,000.00	37,671,224.10
General Journal	07/25/2022	WIRE	INVESTMENT ACQ...		Inv Deposit	1,465,000.00	39,136,224.10
General Journal	07/28/2022	WIRE	INVESTMENT LIQUI...		Inv Withdrawl	-1,670,000.00	37,466,224.10
General Journal	07/29/2022	WIRE	INVESTMENT ACQ...		Inv Deposit	3,500,000.00	40,966,224.10
General Journal	08/02/2022	WIRE	INVESTMENT ACQ...		Inv Deposit	5,000,000.00	45,966,224.10
General Journal	08/04/2022	WIRE	INVESTMENT LIQUI...	ST POOL	Inv Withdrawl	-500,000.00	45,466,224.10
General Journal	08/05/2022	WIRE	INVESTMENT LIQUI...		Inv Withdrawl	-900,000.00	44,566,224.10
General Journal	08/08/2022	WIRE	INVESTMENT LIQUI...		Inv Withdrawl	-1,900,000.00	42,666,224.10
General Journal	08/11/2022	WIRE	INVESTMENT LIQUI...		Inv Withdrawl	-4,800,000.00	37,866,224.10
General Journal	08/12/2022	WIRE	INVESTMENT LIQUI...		Inv Withdrawl	-7,351.94	37,858,872.16
General Journal	08/15/2022	WIRE	INVESTMENT ACQ...		Inv Deposit	1,370,000.00	39,228,872.16
General Journal	08/17/2022	WIRE	INVESTMENT ACQ...		Inv Deposit	313,579.09	39,542,451.25
General Journal	08/18/2022	WIRE	INVESTMENT ACQ...		Inv Deposit	242,964.16	39,785,415.41

41

Mason County Treasurer's Office

Account QuickReport

As of December 31, 2022

01/25/23

Accrual Basis

Type	Date	Num	Name	Memo	Split	Amount	Balance
General Journal	08/23/2022	WIRE	INVESTMENT ACQ...		Inv Deposit	5,762,098.30	45,547,513.71
General Journal	08/25/2022	WIRE	INVESTMENT LIQUI...		Inv Withdrawl	-2,295,972.63	43,251,541.08
General Journal	08/31/2022	WIRE	INVESTMENT ACQ...		Inv Deposit	8,500,000.00	51,751,541.08
General Journal	09/01/2022	WIRE	INVESTMENT ACQ...		Inv Deposit	2,500,000.00	54,251,541.08
General Journal	09/08/2022	WIRE	INVESTMENT LIQUI...		Inv Withdrawl	-8,000,000.00	46,251,541.08
General Journal	09/09/2022	WIRE	INVESTMENT LIQUI...		Inv Withdrawl	-3,000,000.00	43,251,541.08
General Journal	09/12/2022	WIRE	INVESTMENT ACQ...		Inv Deposit	1,400,000.00	44,651,541.08
General Journal	09/16/2022	WIRE	INVESTMENT ACQ...		Inv Deposit	9,349.70	44,660,890.78
General Journal	09/21/2022	WIRE	INVESTMENT LIQUI...		Inv Withdrawl	-1,186,000.00	43,474,890.78
General Journal	09/22/2022	WIRE	INVESTMENT LIQUI...		Inv Withdrawl	-3,242,000.00	40,232,890.78
General Journal	09/30/2022	WIRE	INVESTMENT ACQ...		Inv Deposit	4,000,000.00	44,232,890.78
General Journal	10/03/2022	WIRE	INVESTMENT ACQ...		Inv Deposit	6,500,000.00	50,732,890.78
General Journal	10/06/2022	WIRE	INVESTMENT LIQUI...		Inv Withdrawl	-12,500,000.00	38,232,890.78
General Journal	10/11/2022	WIRE	INVESTMENT LIQUI...		Inv Withdrawl	-206,692.66	38,026,198.12
General Journal	10/13/2022	WIRE	INVESTMENT LIQUI...		Inv Withdrawl	-400,000.00	37,626,198.12
General Journal	10/14/2022	WIRE	INVESTMENT LIQUI...		Inv Withdrawl	-2,115,000.00	35,511,198.12
General Journal	10/18/2022	WIRE	INVESTMENT ACQ...		Inv Deposit	1,281,256.21	36,792,454.33
General Journal	10/20/2022	WIRE	INVESTMENT ACQ...		Inv Deposit	14,741,407.78	51,533,862.11
General Journal	10/21/2022	WIRE	INVESTMENT ACQ...		Inv Deposit	1,346,861.64	52,880,723.75
General Journal	10/25/2022	WIRE	INVESTMENT ACQ...		Inv Deposit	640,000.00	53,520,723.75
General Journal	10/26/2022	WIRE	INVESTMENT ACQ...		Inv Deposit	4,000,000.00	57,520,723.75
General Journal	10/31/2022	WIRE	INVESTMENT ACQ...		Inv Deposit	6,000,000.00	63,520,723.75
General Journal	11/04/2022	WIRE	INVESTMENT ACQ...		Inv Deposit	5,000,000.00	68,520,723.75
General Journal	11/09/2022	WIRE	INVESTMENT LIQUI...		Inv Withdrawl	-2,000,000.00	66,520,723.75
General Journal	11/14/2022	WIRE	INVESTMENT LIQUI...		Inv Withdrawl	-2,280,562.23	64,240,161.52
General Journal	11/15/2022	WIRE	INVESTMENT LIQUI...		Inv Withdrawl	-614,000.00	63,626,161.52
General Journal	11/17/2022	WIRE	INVESTMENT LIQUI...		Inv Withdrawl	-9,500,000.00	54,126,161.52
General Journal	11/18/2022	WIRE	INVESTMENT LIQUI...		Inv Withdrawl	-4,400,000.00	49,726,161.52
General Journal	11/21/2022	WIRE	INVESTMENT ACQ...		Inv Deposit	1,944,211.40	51,670,372.92
General Journal	11/22/2022	WIRE	INVESTMENT LIQUI...		Inv Withdrawl	-350,000.00	51,320,372.92
General Journal	11/23/2022	WIRE	INVESTMENT ACQ...		Inv Deposit	2,500.00	51,322,872.92
General Journal	11/28/2022	WIRE	INVESTMENT LIQUI...		Inv Withdrawl	-7,000,000.00	44,322,872.92
General Journal	11/29/2022	WIRE	INVESTMENT LIQUI...		Inv Withdrawl	-5,800,000.00	38,522,872.92
General Journal	11/30/2022	WIRE	INVESTMENT ACQ...		Inv Deposit	6,000,000.00	44,522,872.92
General Journal	12/02/2022	WIRE	INVESTMENT ACQ...		Inv Deposit	1,374.73	44,524,247.65
General Journal	12/07/2022	WIRE	INVESTMENT ACQ...		Inv Deposit	3,000,000.00	47,524,247.65
General Journal	12/08/2022	WIRE	INVESTMENT LIQUI...		Inv Withdrawl	-449,881.14	47,074,366.51
General Journal	12/14/2022	WIRE	INVESTMENT LIQUI...		Inv Withdrawl	-1,700,000.00	45,374,366.51
General Journal	12/15/2022	WIRE	INVESTMENT ACQ...		Inv Deposit	19,739.88	45,394,106.39
General Journal	12/16/2022	WIRE	INVESTMENT LIQUI...		Inv Withdrawl	-2,560,000.00	42,834,106.39
General Journal	12/21/2022	WIRE	INVESTMENT LIQUI...		Inv Withdrawl	-3,468,843.74	39,365,262.65
General Journal	12/22/2022	WIRE	INVESTMENT LIQUI...		Inv Withdrawl	-1,000,000.00	38,365,262.65
General Journal	12/28/2022	WIRE	INVESTMENT ACQ...		Inv Deposit	2,700,000.00	41,065,262.65
General Journal	12/29/2022	WIRE	INVESTMENT ACQ...		Inv Deposit	185,919.41	41,251,182.06
General Journal	12/30/2022	WIRE	INVESTMENT ACQ...		Inv Deposit	4,500,000.00	45,751,182.06
Total 800000010 - TDC - STATE POOL						5,998,557.90	45,751,182.06
800000030 - TDC - AGENCY BONDS							9,727,579.40
General Journal	01/31/2022	WIRE	INVESTMENT LIQUI...	WELLS FARG...	Inv Matured	-250,000.00	9,477,579.40
General Journal	02/09/2022	WIRE	INVESTMENT ACQ...	TREASURY B...	Inv Purchased	499,075.50	9,976,654.90
General Journal	02/23/2022	WIRE	INVESTMENT ACQ...	FHLB CUSIP ...	Inv Purchased	500,000.00	10,476,654.90
General Journal	03/11/2022	WIRE	INVESTMENT ACQ...	TREAS STRIP...	Inv Purchased	495,364.50	10,972,019.40
General Journal	04/06/2022	WIRE	INVESTMENT LIQUI...	FNMA CUSIP ...	Inv Matured	-486,137.00	10,485,882.40
General Journal	04/13/2022	WIRE	INVESTMENT ACQ...	TO CUSIP #9...	Inv Purchased	494,989.50	10,980,871.90
General Journal	04/21/2022	WIRE	INVESTMENT ACQ...	FHLB CUSIP ...	Inv Purchased	250,000.00	11,230,871.90
General Journal	06/17/2022	WIRE	INVESTMENT ACQ...	TO CUSIP #9...	Inv Purchased	498,802.63	11,729,674.53
General Journal	06/17/2022	WIRE	INVESTMENT ACQ...	PIESCD CUSI...	Inv Purchased	234,465.00	11,964,139.53
General Journal	06/28/2022	WIRE	INVESTMENT ACQ...	FHLMC CUSI...	Inv Purchased	250,000.00	12,214,139.53
General Journal	07/19/2022	WIRE	INVESTMENT LIQUI...	WELLS FARG...	Inv Matured	-253,187.50	11,960,952.03
General Journal	07/29/2022	WIRE	INVESTMENT LIQUI...	US TREAS C...	Inv Matured	-499,075.50	11,461,876.53
General Journal	08/23/2022	WIRE	INVESTMENT ACQ...	FFCB CUSIP ...	Inv Purchased	243,337.25	11,705,213.78
General Journal	08/23/2022	WIRE	INVESTMENT ACQ...	FNMA CUSIP ...	Inv Purchased	226,911.75	11,932,125.53
General Journal	09/09/2022	WIRE	INVESTMENT ACQ...	GRANT CO P...	Inv Purchased	519,347.00	12,451,472.53
General Journal	10/03/2022	WIRE	INVESTMENT LIQUI...	WA ST HIGH...	Inv Matured	-512,748.90	11,938,723.63
General Journal	10/21/2022	WIRE	INVESTMENT ACQ...	FHLB CUSIP ...	Inv Purchased	238,474.75	12,177,198.38
General Journal	11/30/2022	WIRE	INVESTMENT LIQUI...	FFCB CUSIP ...	Inv Matured	-250,000.00	11,927,198.38
General Journal	12/02/2022	WIRE	INVESTMENT ACQ...		Inv Deposit	269,024.70	12,196,223.08
Total 800000030 - TDC - AGENCY BONDS						2,468,643.68	12,196,223.08
800000040 - TDC - REG WARRANTS							0.00
General Journal	02/23/2022	WIRE	INVESTMENT ACQ...	RW #39 SD#3...	Inv Purchased	272,184.88	272,184.88
General Journal	06/03/2022	WIRE	INVESTMENT LIQUI...	RW #39 SD#3...	Inv Called	-272,184.88	0.00
General Journal	07/07/2022	WIRE	INVESTMENT ACQ...	RW #40 SD#3...	Inv Purchased	585,000.21	585,000.21
General Journal	07/22/2022	WIRE	INVESTMENT LIQUI...	RW #40 GEN...	Inv Called	-22,460.89	562,539.32
General Journal	07/29/2022	WIRE	INVESTMENT LIQUI...	RW #40 SD#3...	Inv Called	-562,539.32	0.00
General Journal	10/13/2022	WIRE	INVESTMENT ACQ...	RW #41 SD#3...	Inv Purchased	814,783.84	814,783.84
General Journal	10/27/2022	WIRE	INVESTMENT LIQUI...	RW#41 SD#3...	Inv Called	-814,783.84	0.00

42


Mason County Treasurer's Office
Account QuickReport
As of December 31, 2022

Type	Date	Num	Name	Memo	Split	Amount	Balance
General Journal	12/19/2022	WIRE	INVESTMENT ACQ...	RW #42 SD#3...	Inv Purchased	100,363.91	100,363.91
General Journal	12/28/2022	WIRE	INVESTMENT LIQUI...	RW #42 SD#3...	Inv Called	-4,266.08	96,097.83
General Journal	12/30/2022	WIRE	INVESTMENT LIQUI...	RW#42 SD#3...	Inv Called	-96,097.83	0.00
Total 800000040 - TDC - REG WARRANTS						0.00	0.00
Total STATE POOL INVESTMENT LEDGER						23,646,782.82	226,020,452.50
TOTAL						23,646,782.82	226,020,452.50


43


U.S. DEPARTMENT OF THE TREASURY

Daily Treasury Bill Rates

 Get updates to this content

NOTICE: See Developer Notice on changes to the XML data feeds

 View the XML feed

 Download the XSD Schema for the XML feed

Render the XML feed in a browser

Download the daily XML files for all data sets

Download CSV

Select type of Interest Rate Data

Daily Treasury Bill Rates 

Select Time Period

2022 

Apply

Date	4 WEEKS		8 WEEKS		13 WEEKS		17 WEEKS		26 WEEKS		52 WEEKS
	BANK DISCOUNT	COUPON EQUIVALENT	BANK DISCOUNT	COUPON EQUIVALENT	BANK DISCOUNT	COUPON EQUIVALENT	BANK DISCOUNT	COUPON EQUIVALENT	BANK DISCOUNT	COUPON EQUIVALENT	BANK DISCOUNT
12/14/2022	3.73	3.79	3.93	4.01	4.23	4.34	4.45	4.58	4.52	4.69	4
12/15/2022	3.79	3.85	4.06	4.14	4.22	4.32	4.42	4.55	4.54	4.71	4
12/16/2022	3.78	3.84	4.03	4.11	4.20	4.30	4.40	4.53	4.52	4.69	4
12/19/2022	3.77	3.83	4.03	4.11	4.28	4.39	4.41	4.54	4.55	4.72	4
12/20/2022	3.69	3.75	4.02	4.10	4.25	4.36	4.40	4.53	4.55	4.72	4
12/21/2022	3.66	3.72	4.01	4.09	4.22	4.32	4.44	4.57	4.51	4.68	4
12/22/2022	3.65	3.71	4.02	4.10	4.24	4.34	4.43	4.56	4.51	4.68	4
12/23/2022	3.65	3.71	4.01	4.09	4.23	4.33	4.45	4.58	4.52	4.69	4
12/27/2022	3.62	3.68	4.09	4.17	4.35	4.46	4.49	4.62	4.60	4.77	4
12/28/2022	3.57	3.63	4.08	4.16	4.35	4.46	4.55	4.68	4.59	4.76	4
12/29/2022	3.88	3.95	4.28	4.37	4.34	4.45	4.54	4.67	4.57	4.74	4
12/30/2022	3.95	4.02	4.30	4.39	4.30	4.40	4.57	4.70	4.60	4.77	4


Tuesday Jan 24, 2023

Daily Treasury Bill Rates: These rates are the daily secondary market quotations on the most recently auctioned Treasury Bills for each maturity tranche (4-week, 8-week, 13-week, 17-week, 26-week, and 52-week) for which Treasury currently issues new bills. Market quotations are obtained at approximately 3:30 PM each business day by the Federal Reserve Bank of New York. The Bank Discount rate is the rate at which a bill is quoted in the secondary market and is based on the par value, amount of the discount and a 360-day year. The Coupon Equivalent, also called the Bond Equivalent, or the Investment Yield, is the bill's yield based on the purchase price, discount, and a 365- or 366-day year. The Coupon Equivalent can be used to compare the yield on a discount bill to the yield on a nominal coupon security that pays semiannual interest with the same maturity date.

For more information regarding these statistics contact the Office of Debt Management by email at debt.management@do.treas.gov

For other Public Debt information contact (202) 504-3550.

44



LGIP Daily Yield

[Home](#) / [Partners](#) / [For Local Governments](#) /
[Local Government Investment Pool \(LGIP\)](#) / [LGIP Daily Yield](#)

Daily Yield: The net earnings figure that is calculated daily using the investment income earned (excluding realized gains or losses) each day, assuming daily amortization and/or accretion of income of all fixed income securities held by the Fund, less the administrative fee.

7 Day Yield: The daily factor is reported on an annualized 7-day basis, using the daily factors from the previous 7 calendar days.

30 Day Yield: The daily factor is reported on an annualized 30-day basis, using the daily factors from the previous 30 calendar days.

True 30 Day Yield: The net daily earnings figure that is calculated using the total net earnings including realized gains and losses occurring each day, less the administrative fee.

December 2022

DATE	DAILY YIELD	7-DAY YIELD	30-DAY YIELD	TRUE 30-DAY YIELD
12/31	4.283360	4.276667	4.101949	4.132986
12/30	4.282427	4.274155	4.088702	4.120676
12/29	4.285872	4.271773	4.075219	4.107192
12/28	4.272851	4.267366	4.061275	4.093448
12/27	4.269994	4.264827	4.047464	4.079637
12/26	4.265838	4.261779	4.033598	4.065771

County Debt Recap

As of May 27, 2021

Remaining Non Voted Debt Capacity	\$	107,238,013.00
Voted Debt Capacity	\$	95,923,650.00
Remaining Debt Capacity	\$	203,161,663.00

County Debt Outstanding as of 12/31/2022 \$ **18,737,301.97**
See detailed report attached

* most debt payments have an interest payment June 1
and a principle & interest payment on December 1

Mason County Treasurer's Office

01/25/23

Account QuickReport

Accrual Basis

As of December 31, 2022

Type	Date	Num	Name	Memo	Split	Amount	Balance
BONDS & LOANS - MASON COUNTY							21,271,567.17
WATER METER BEARDS COVE '18A							158,840.00
General Journal	06/15/2022	WIRE	USDA Rural Develop...	\$2,184.00 M-8...	Bond Principal ...	-1,251.00	157,589.00
General Journal	12/15/2022	WIRE	USDA Rural Develop...	\$2,166.00 M-8...	Bond Principal ...	-1,269.00	156,320.00
Total WATER METER BEARDS COVE '18A						-2,520.00	156,320.00
BELFAIR WASTEWATER DOE L0400005							115,891.19
General Journal	02/17/2022	CHECK	WA STATE DEPART...	WT #8086536 ...	Bond Principal ...	-9,264.48	106,626.71
General Journal	08/16/2022	CHECK	WA STATE DEPART...	WT #0809019...	Bond Principal ...	-9,334.18	97,292.53
General Journal	12/20/2022	CHECK	WA STATE DEPART...	WT #0809310...	Bond Principal ...	-97,292.53	0.00
Total BELFAIR WASTEWATER DOE L0400005						-115,891.19	0.00
BELFAIR WASTEWATER DOE L1200025							103,609.65
General Journal	05/26/2022	CHECK	WA STATE DEPART...	WT #0808840...	Bond Principal ...	-3,624.07	99,985.58
General Journal	12/20/2022	CHECK	WA STATE DEPART...	WT #0809310...	Bond Principal ...	-99,985.58	0.00
Total BELFAIR WASTEWATER DOE L1200025						-103,609.65	0.00
NBCI WASTEWATER L0000021							187,694.81
General Journal	02/17/2022	CHECK	WA STATE DEPART...	WT #8086536 ...	Bond Principal	-187,694.81	0.00
Total NBCI WASTEWATER L0000021						-187,694.81	0.00
MASON COUNTY LTGO 2021 REF BD							2,883,750.00
General Journal	05/31/2022	WIRE	Cashmere Valley Bank	M-84479 \$23,...	Bond Interest P...		2,883,750.00
General Journal	11/30/2022	WIRE	Cashmere Valley Bank	M-88937 \$23,...	Bond Principal ...	-301,835.00	2,581,915.00
Total MASON COUNTY LTGO 2021 REF BD						-301,835.00	2,581,915.00
MASON COUNTY LTGO 2020B REF BD							1,146,190.00
General Journal	05/31/2022	WIRE	NORTH CASCADE ...	M-84481 \$14,...	Bond Interest P...		1,146,190.00
General Journal	11/30/2022	WIRE	NORTH CASCADE ...	M-88936 \$14,...	Bond Principal ...	-32,770.00	1,113,420.00
Total MASON COUNTY LTGO 2020B REF BD						-32,770.00	1,113,420.00
MASON COUNTY LTGO 2020A REF BD							6,466,720.00
General Journal	05/31/2022	CHECK	Columbia Bank	\$63,007.60 M-...	Bond Interest P...		6,466,720.00
General Journal	11/30/2022	CHECK	Columbia Bank	\$63,050.52 M-...	Bond Principal ...	-823,455.00	5,643,265.00
Total MASON COUNTY LTGO 2020A REF BD						-823,455.00	5,643,265.00
WATER METER BEARDS COVE '19							103,871.52
General Journal	02/04/2022	WIRE	USDA Rural Develop...	M-81423 \$1,6...	Bond Principal ...	-739.00	103,132.52
General Journal	08/05/2022	WIRE	USDA Rural Develop...	M-86165 \$1,6...	Bond Principal ...	-750.55	102,381.97
Total WATER METER BEARDS COVE '19						-1,489.55	102,381.97
MAS0144-2-1 PUBLIC WKS BD FUND							5,150,000.00
General Journal	05/31/2022	WIRE	US BANK	\$128,750.00 M...	Bond Principal ...	-760,000.00	4,390,000.00
General Journal	11/30/2022	WIRE	US BANK	\$109,750.00 M...	Bond Interest P...		4,390,000.00
Total MAS0144-2-1 PUBLIC WKS BD FUND						-760,000.00	4,390,000.00
N Bay/Case Inlet LTGO REF 2017							3,935,000.00
General Journal	05/31/2022	WIRE	US BANK	\$70,162.50 M-...	Bond Interest P...		3,935,000.00
General Journal	11/30/2022	WIRE	US BANK	\$70,162.50 M-...	Bond Principal ...	-130,000.00	3,805,000.00
Total N Bay/Case Inlet LTGO REF 2017						-130,000.00	3,805,000.00
Mason County LTGO 2013 B - Jail							1,020,000.00
General Journal	05/31/2022	WIRE	US BANK	\$29187.30 M-...	Bond Interest P...		1,020,000.00
General Journal	11/30/2022	WIRE	US BANK	\$29187.30 M-...	Bond Principal ...	-75,000.00	945,000.00
Total Mason County LTGO 2013 B - Jail						-75,000.00	945,000.00
Total BONDS & LOANS - MASON COUNTY						-2,534,265.20	18,737,301.97
TOTAL						-2,534,265.20	18,737,301.97

47

Fiscal/Urban/Rural Impact: Allowing all counties to set and implement local law to collect occupancy taxes on short and including all third parties, both domestic and foreign, would result in additional revenue to be used to provide services to local

Sponsors: National Association of County Collectors, Treasurers & Finance Officers (NACCTFO)

NDAAs to Include Financial Data Reporting Standards for Counties

On December 6, U.S. House and Senate Armed Services Committee leadership unveiled a bicameral, bipartisan Fiscal Year 2023 National Defense Authorization Act (NDAA) that includes the Financial Data Transparency Act (FDTA), which was led by Rep. James Maloney (D-N.Y.) and Patrick McHenry (R-N.C.) in the U.S. House and Sens. Mark Warner (D-Va.) and Mike Crapo (R-Id.) in the Senate. On December 8, the U.S. House voted 350-8 on a resolution to deem the NDAA compromise bill as passed and the U.S. Senate voted 83-11 to pass the bill. The bill now heads to the White House for the bill to be signed into law by the President.

Similar financial data transparency legislation was included as an amendment to the House Armed Services Committee's bill that passed the U.S. House in July 2022, however several changes were made to the bill to the benefit of counties and other market participants before its inclusion in the final NDAA.

FDTA as initially written would have required the Municipal Securities Rulemaking Board (MSRB) to establish new, machine-readable financial data reporting standards for municipal securities market participants separate from the standards established by the Accounting Standards Board (GASB). NACo opposes federally imposed standards for county financial accounting and reporting that do not follow those principles put forth by the GASB.

As such, counties had several concerns with the bill as it was initially written. On September 29, NACo and the Public Finance Coalition, a coalition of municipal bond issuers, sent a letter to U.S. Senate leadership outlining these concerns, and NACo provided a template letter to send to their members of Congress. We are pleased to report that several changes were made to the FDTA that were incorporated into the final NDAA agreement based on our feedback.

The new language directs the Securities and Exchange Commission (SEC) to set and implement these new data standards instead of the MSRB. This language is more favorable since SEC already has regulatory authority and procedures and the commission is subject to congressional oversight. Further, this move doesn't expand MSRB's current authority to oversee state and local government bond issuers.

The section also includes new language specifically directing SEC to consult with market participants (such as counties) on the standards and requires the SEC to scale these reporting standards for smaller regulated entities and work to ensure these changes cause a minimum disruption.

The bottom line: While the provision included in the NDAA still represents a potential unfunded mandate and a federally imposed standard, the changes made to the text will allow counties to work with SEC to address these concerns during the rulemaking process.