



Mason County Finance Committee Report

2023 First Quarter (January - March) Submitted April 11, 2023

Mason County Finance Committee
 Lisa Frazier, Mason County Treasurer
 Steve Duenkel, Mason County Auditor
 Sharon Trask, Mason County Commissioner

RCW 36.48.070

County finance committee — Approval of investment policy and debt policy — Rules.

The county treasurer, the county auditor, and the chair of the county legislative authority, ex officio, shall constitute the county finance committee. The county treasurer shall act as chair of the committee and the county auditor as secretary thereof. The committee shall keep a full and complete record of all its proceedings in appropriate books of record and all such records and all correspondence relating to the committee shall be kept in the office of the county auditor and shall be open to public inspection. The committee shall approve a county investment policy and a debt policy and shall make appropriate rules and regulations for the carrying out of the provisions of RCW 36.48.010 through 36.48.060, not inconsistent with law.

36.48.010

Depositaries to be designated by treasurer.

36.48.040

Depositaries to be designated by treasurer -- Deposited funds deemed in county treasury.

36.48.050

Depositaries to be designated by treasurer -- Treasurer's liability and bond additional.

36.48.060

Definition -- "Financial institution."

CE CASH BALANCE AS OF

March 31, 2023	\$	25,415,093.32	Note: + \$4,009,863.11 for same period 2022
December 31, 2022	\$	26,497,166.39	Note: +\$4,961,209.26 for same period 2021
September 30, 2022	\$	25,256,375.27	Note: + \$5,409,380.14 for same period 2021
June 30, 2022	\$	26,471,237.85	Note: + \$6,456,265.59 for same period 2021
March 31, 2022	\$	21,405,230.21	Note: + \$6,495,776.02 for same period 2021
December 31, 2021	\$	21,535,957.13	Note: + \$5,430,352.61 for same period 2020
September 30, 2021	\$	19,846,995.13	Note: + \$7,277,278.20 for same period 2020
June 30, 2021	\$	20,014,972.26	Note: + \$6,644,755.76 for same period 2020
March 31, 2021	\$	14,910,454.19	Note: + \$5,024,574.64 for same period 2020
December 31, 2020	\$	16,105,604.52	Note: + \$4,029,284.40 for same period 2019
December 31, 2019	\$	12,076,320.12	Note: + \$4,242,643.62 for same period 2018

GENERAL FUND RESERVE AND CONTINGENCY POLICY 2021-034

Year	2022 Expenditures	Percentage	Policy Balance	Cash 3/31/2023	Difference	Less Contingency
General Operating 2023	\$40,767,978.64	15%	\$6,115,196.80	\$ 25,415,093.32	\$ 19,299,896.52	\$ 18,299,896.52
General Operating 2023	\$40,767,978.64	20%	\$8,153,595.73	\$ 25,415,093.32	\$ 17,261,497.59	\$ 16,261,497.59
General Operating 2023	\$40,767,978.64	25%	\$10,191,994.66	\$ 25,415,093.32	\$ 15,223,098.66	\$ 14,223,098.66
Contingency Reserve 2022	\$1,000,000.00	n/a	\$1,000,000.00			

	CASH & INVESTMENTS
TREASURER'S REGULAR CHECKING ACCOUNT COLUMBIA BANK	\$ 15,952,921.63
IMPREST ACCOUNTS	\$ 66,025.00
TREASURER'S INVESTED FUNDS TOTAL (see breakdown below)	\$ 233,060,149.79

TOTAL CASH & INVESTMENTS AS OF March 31, 2023	\$ 249,079,096.42		3/31/2023	3/31/2023		
	COST	MARKET VALUE	GAIN/LOSS	PORTFOLIO %		
INVESTMENT PORTFOLIO	\$ 233,060,149.79	\$ 232,582,834.22	\$ (477,315.57)	100.00%		Rating
FEDERAL HOME LOAN BANK (FHLB)	\$ 3,230,627.75	\$ 3,066,280.00	\$ (164,347.75)	1.39%		S&P AA+
FEDERAL FARM CREDIT (FFCB)	\$ 2,756,688.93	\$ 2,630,924.81	\$ (125,764.12)	1.18%		S&P AA+
FEDERAL NATIONAL MORTGAGE ASSOCIATION (FNMA)	\$ 473,355.50	\$ 451,282.50	\$ (22,073.00)	0.20%		S&P AA+
FEDERAL HOME LOAN MORTGAGE COMPANY (FHLMC)	\$ 1,995,375.05	\$ 1,685,461.50	\$ (309,913.55)	0.86%		S&P AA+
MUNICIPAL BONDS	\$ 1,299,284.00	\$ 1,306,839.70	\$ 7,555.70	0.56%		S&P A-/AA+
US TREASURIES	\$ 3,255,018.58	\$ 3,392,245.73	\$ 137,227.15	1.40%		Moody's Aaa
(TREAS DAILY CASH) WA STATE LGIP	\$ 43,853,515.03	\$ 43,853,515.03	\$ -	18.82%		Not Rated
(CO DEPARTMENTS/TAXING DISTRICTS) WA STATE LGIP	\$ 176,196,284.95	\$ 176,196,284.95	\$ -	75.60%		Not Rated
SAVINGS	\$ -	\$ -	\$ -	0.00%		PDPC Approved
CERTIFICATE OF DEPOSIT	\$ -	\$ -	\$ -	0.00%		PDPC Approved
REGISTERED WARRANTS (INT RATE %)	\$ -	\$ -	\$ -	0.00%		Debt Policy Approved

BENCHMARK: 90 Day T-Bill Rate	March 31, 2023	4.81%
Savings		
State Pool Rate	March 31, 2023	4.77%
Market Rate Yield Agency/Treasury	March 31, 2023	0.96%

HISTORIC LGIP POOL RATES	2016-2017	0.26% - 1.28%
	2018-2019	1.28% - 2.20%
	2020-2021	1.72% - .08%
	2022-2023	.09% - 4.77%

FEDERAL RESERVE RATES	2021	.00% - .25%
	2022	.07% - 4.33%
	2023	4.33% - 4.83%

INVESTMENT INTEREST COLLECTIONS					
YEAR	BUDGETED			COLLECTED	DIFFERENCE
2018	\$ 300,000.00			\$ 670,553.69	\$ 370,553.69
2019	\$ 600,000.00			\$ 882,551.28	\$ 282,551.28
2020	\$ 800,000.00			\$ 436,545.18	\$ (363,454.82)
2021	\$ 500,000.00			\$ 124,051.45	\$ (375,948.55)
2022	\$ 250,000.00			\$ 733,774.76	\$ 483,774.76
2023	\$ 250,000.00			\$ 484,200.32	\$ 234,200.32

TREASURER'S BANKING COSTS					
YEAR		COLUMBIA/UMPQUA	BONY MELLON	YEAR PD	
12/1/2017 through 11/30/2018		\$ 13,248.39	\$ 1,981.00	2018	
12/1/2018 through 11/30/2019		\$ -	\$ 3,105.00	2019	
12/1/2019 through 11/30/2020		\$ -	\$ 2,595.00	2020	
12/1/2020 through 11/30/2021		\$ -	\$ 2,110.00	2021	
12/1/2021 through 11/30/2022		\$ -	\$ 3,168.00	2022	
12/1/2022 through 3/31/2023		\$ -	\$ 512.00	2023	

urer keeps a compensating balance of approximately \$8 million with Umpqua Bank to offset banking fees

County Debt Recap

As of May 27, 2021

Remaining Non Voted Debt Capacity	\$	107,238,013.00
Voted Debt Capacity	\$	95,923,650.00
Remaining Debt Capacity	\$	203,161,663.00

County Debt Outstanding as of 3/31/2023 \$ **18,736,540.26**
See detailed report attached

* most debt payments have an interest payment June 1
and a principle & interest payment on December 1

Finance Committee Business

OLD BUSINESS:

Project Funding Update- Loretta Swanson

Skokomish River Restoration -

Still in real estate acquisition phase. Possibility of construction summer of 2023 more likely 2024. Once construction is awarded a loan will be needed to make a lump sum payment for the local share of construction. Loan will be reimbursed through a grant. No additional update as of 3/31/2023.

Belfair Wastewater System -

Review cash flow projection - Contractor has been issued "notice to proceed" and has one year to construct. Bid was \$4.23 million. \$1.5 million in ARPA funding will be used for the project, the remainder paid through the PWB Commerce Loan. There will be a need for a small short term loan for monthly progress payments to the contractor prior to Commerce reimbursement. Question - Use ARPA funds as bridge loan? - No additional update as of 3/31/2023.

NEW BUSINESS:

Lisa - Public Disclosure Commission - Treasurer's Annual T-1 Report - Mason County Finance Committee Signatures Due - 4/17/2023

Lisa - Recommendation for Treasurer to invest funds on behalf of Health Dept (150) and Community Support Services (117) - see attached - Page 36-37

Discussion - Lisa - Safety of county funds deposited with banking institutions see information attached see attached - Page 38-45

Discussion - Lisa - Columbia Bank Merger to Umpqua Bank - March 2023

Respectfully Submitted:

Elisabeth (Lisa) Frazier

Mason County Treasurer



Mason County Treasurer
 Elisabeth (Lisa) Frazier
 PO Box 429, 411 N 5th Street
 Shelton, WA 98584
 360-427-9670 ext 475

Financial Statement
 March 2023

001.000000.000.000 CURRENT EXPENSE FUND

Beginning Cash Balance **\$25,088,636.37**

Tax Collections	\$967,906.40	
Accounts Receivable/Misc Receipts	\$2,984,092.09	
Transfers In	\$0.00	
Total Revenue		\$3,951,998.49

Accounts Payable/Warrants	\$3,625,541.54	
Transfers Out	\$0.00	
Total Expense		\$3,625,541.54

Ending Cash Balance **\$25,415,093.32**

Investment Activity

3/1/2023	Beginning Investments Balance	\$0.00
	Investments Acquired	\$0.00
	Investments Sold	\$0.00
3/31/2023	Ending Investments Balance	\$0.00

Total Cash and Investments **\$25,415,093.32**

6



Mason County Treasurer
 Elisabeth (Lisa) Frazier
 PO Box 429, 411 N 5th Street
 Shelton, WA 98584
 360-427-9670 ext 475

Financial Statement
 March 2023

800.000000.000.000 TREASURER'S DAILY CASH

Beginning Cash Balance **-\$29,548,803.11**

Tax Collections	\$0.00	
Accounts Receivable/Misc Receipts	\$0.00	
Transfers In	\$8,310,557.31	
Total Revenue		\$8,310,557.31
Accounts Payable/Warrants	\$0.00	
Transfers Out	\$8,640,585.08	
Total Expense		\$8,640,585.08

Ending Cash Balance **-\$29,878,830.88**

Investment Activity

3/1/2023	Beginning Investments Balance	\$56,533,837.07
	Investments Acquired	\$8,640,585.08
	Investments Sold	\$8,310,557.31
3/31/2023	Ending Investments Balance	\$56,863,864.84

Total Cash and Investments **\$26,985,033.96**

Mason County Treasurer's Office
MONTHLY INVESTMENT - TREASURER
 As of March 31, 2023

Date	Num	Name	Memo	Split	Amount	Balance
STATE POOL INVESTMENT LEDGER						56,533,837.07
800000010 - TDC - STATE POOL						44,039,232.74
03/13/2023	WIRE	INVESTMENT AC...		Inv Deposit	100,000.00	44,139,232.74
03/15/2023	WIRE	INVESTMENT AC...		Inv Deposit	1,900,000.00	46,039,232.74
03/16/2023	WIRE	INVESTMENT AC...		Inv Deposit	4,850.10	46,044,082.84
03/22/2023	WIRE	INVESTMENT AC...		Inv Deposit	500,000.00	46,544,082.84
03/27/2023	WIRE	INVESTMENT AC...		Inv Deposit	8,195.00	46,552,277.84
03/30/2023	WIRE	INVESTMENT AC...		Inv Deposit	116,805.00	46,669,082.84
03/31/2023	WIRE	INVESTMENT AC...		Inv Deposit	5,000,000.00	51,669,082.84
03/08/2023	WIRE	INVESTMENT LIQ...		Inv Withdrawl	-115,567.81	51,553,515.03
03/09/2023	WIRE	INVESTMENT LIQ...		Inv Withdrawl	-4,900,000.00	46,653,515.03
03/23/2023	WIRE	INVESTMENT LIQ...		Inv Withdrawl	-2,800,000.00	43,853,515.03
Total 800000010 - TDC - STATE POOL					-185,717.71	43,853,515.03
800000030 - TDC - AGENCY BONDS						12,494,604.33
03/13/2023	WIRE	INVESTMENT AC...	FHLB CUSIP #3137E...	Inv Purchased	497,079.55	12,991,683.88
03/29/2023	WIRE	INVESTMENT AC...	FFCB CUSIP #3133E...	Inv Purchased	513,655.43	13,505,339.31
03/16/2023	WIRE	INVESTMENT LIQ...	US TREAS CUSIP #...	Inv Matured	-494,989.50	13,010,349.81
Total 800000030 - TDC - AGENCY BONDS					515,745.48	13,010,349.81
Total STATE POOL INVESTMENT LEDGER					330,027.77	56,863,864.84
TOTAL					330,027.77	56,863,864.84

Investment Statement Balance Sheet

Date: 3/31/2023

BYN MELLON Custodian Statement Investments Held	Treasurer's Cash Sheet Custodial Investments	Difference	
\$ 13,010,349.81	\$ 13,010,349.81	\$ -	
		Difference:	Investment

Balanced by: HB



BNY MELLON

The Bank of New York Mellon Trust Company, N.A.

Account Statement

Statement Period 03/01/2023 Through 03/31/2023

Account 232530 Base Currency = USD
MASON COUNTY TREASURER

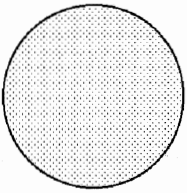
CLIENT SERVICE MANAGER:
JACKSONVILLE, FL 32256

Go Paperless.
Securely access your accounts online to view your statements. Ask your BNY Mellon contact how we can help you access your account balances and activity in real time, receive your reports, enter your own transactions or submit an audit confirmation online. Also be sure to ask how NEXEN(SM) Gateway, our new cloud-based ecosystem, can help you.

Visit us at www.bnymellon.com

Account Overview

Percent of all Investments	Asset Classification	Market Value
100%	FIXED INCOME	12,533,034.24
100%	TOTAL OF ALL INVESTMENTS	12,533,034.24



Summary of Assets Held by Asset Classification

Asset Classification	Market Value	Cost	Accrued Income	Estimated Annual Income	Market Yield
FIXED INCOME	12,533,034.24	13,010,349.81	28,270.13	119,747.00	0.96 %
ACCOUNT TOTALS	12,533,034.24	13,010,349.81	28,270.13	119,747.00	0.96 %

Summary of Cash Transactions by Transaction Category

Transaction Category	Current Period			Year-to-Date		
	Income	Principal	Realized Gains/Losses	Income	Principal	
OPENING BALANCE	27,210.71 -	27,210.71		26,087.78 -	26,087.78	
INTEREST	4,833.75	0.00	0.00	18,937.17	0.00	
MUNICIPAL BOND INTEREST	0.00	0.00	0.00	5,088.00	0.00	
SALES AND REDEMPTIONS	0.00	500,000.00	5,010.50	4,635.50	1,245,364.50	
OTHER CASH ADDITIONS	0.00	1,013,279.66	0.00	0.00	2,064,224.76	

2



BNY MELLON
The Bank of New York Mellon Trust Company, N.A.

Statement Period 03/01/2023 Through 03/31/2023
Account 232530 Base Currency = USD
MASON COUNTY TREASURER

Summary of Cash Transactions by Transaction Category - Continued

Transaction Category	Current Period			Year-to-Date		
	Income	Principal	Realized Gains/Losses	Income	Principal	Realized Gains/Losses
OTHER CASH DISBURSEMENTS	4,833.75 -	501,250.00 -	0.00	28,660.67 -	1,252,690.92 -	0.00
PURCHASES	1,294.68 -	1,010,734.98 -	0.00	2,417.61 -	2,054,480.73 -	0.00
CLOSING BALANCE	28,505.39 -	28,505.39	5,010.50	28,505.39 -	28,505.39	5,010.50

The above cash transactions summary is provided for information purposes only and may not reflect actual taxable income or deductible expenses as reportable under the Internal Revenue Code.



BNY MELLON

The Bank of New York Mellon Trust Company, N.A.

Statement Period 03/01/2023 Through 03/31/2023
Account 232530 Base Currency = USD
MASON COUNTY TREASURER

Statement of Assets Held by Asset Classification

Shares/Par Value	Asset Description	Market Price	Market Value	Cost	Average Cost	Accrued Income	Estimated Income	Market Yield
FIXED INCOME								
250,000,000	UNITED STATES TREASURY NOTE/BOND CUSIP: 91282CCK5 MATURITY DATE: 06/30/2023 RATE: 0.125%	98.91200	247,280.00	249,214.25	99.68570	78.56	312.50	0.13%
250,000,000	MOODY'S Aaa FEDERAL FARM CREDIT BANKS FUNDING CORP CUSIP: 3133EMSS37 MATURITY DATE: 07/14/2023 RATE: 0.125%	98.60400	246,510.00	243,337.25	97.33490	66.84	312.50	0.13%
250,000,000	S&P AA+ UNITED STATES TREASURY NOTE/BOND CUSIP: 91282CCU3 MATURITY DATE: 08/31/2023 RATE: 0.125%	98.12100	245,302.50	248,411.00	99.36440	27.17	312.50	0.13%
517,000,000	UNITED STATES TREASURY NOTE/BOND CUSIP: 91282CDA6 MATURITY DATE: 09/30/2023 RATE: 0.250%	97.85900	505,931.03	498,802.63	96.48020	3.53	1,292.50	0.26%
250,000,000	MOODY'S Aaa FEDERAL HOME LOAN MORTGAGE CORP CUSIP: 3137EAEEY1 MATURITY DATE: 10/16/2023 RATE: 0.125%	97.53600	243,840.00	249,127.75	99.65110	143.23	312.50	0.13%
250,000,000	S&P AA+ UNITED STATES TREASURY NOTE/BOND CUSIP: 91282CBA8 MATURITY DATE: 12/15/2023 RATE: 0.125%	96.85900	242,147.50	249,246.25	99.69850	91.86	312.50	0.13%
250,000,000	MOODY'S Aaa FEDERAL HOME LOAN BANKS CUSIP: 3130AQB8 MATURITY DATE: 12/29/2023 RATE: 0.775%	97.00200	242,505.00	238,474.75	95.38990	495.14	1,937.50	0.80%
530,000,000	S&P AA+ GRANT COUNTY PUBLIC UTILITY DISTRICT NO 2 PRIEST RAPIDS HYDROELECTRIC PROJECT CUSIP: 387883YG0 MATURITY DATE: 01/01/2024 RATE: 1.920%	97.91900	518,970.70	519,347.00	97.99000	2,544.00	10,176.00	1.96%
250,000,000	MOODY'S Aa3 S&P AA FEDERAL FARM CREDIT BANKS FUNDING CORP CUSIP: 3133EMMN9 MATURITY DATE: 01/11/2024 RATE: 0.190%	96.38100	240,952.50	249,925.75	99.97030	105.56	475.00	0.20%

12



BNY MELLON

The Bank of New York Mellon Trust Company, N.A.

Statement Period 03/01/2023 Through 03/31/2023
Account 232530 Base Currency = USD
MASON COUNTY TREASURER

Statement of Assets Held by Asset Classification - Continued

Shares/Par Value	Asset Description	Market Price	Market Value	Cost	Average Cost	Accrued Income	Estimated Income	Market Yield
250,000,000	S&P AA+ FEDERAL HOME LOAN BANKS CUSIP: 3130AFW94 MATURITY DATE: 02/13/2024 RATE: 2.5000% MOODY'S Aaa	98.05500	245,137.50	249,191.50	99.67660	833.33	6,250.00	2.55%
250,000,000	S&P AA+ FEDERAL FARM CREDIT BANKS FUNDING CORP CUSIP: 3133EMBE1 MATURITY DATE: 03/28/2024 RATE: 0.3000% MOODY'S Aaa	95.64500	239,112.50	250,000.00	100.00000	6.25	750.00	0.31%
250,000,000	S&P AA+ FEDERAL FARM CREDIT BANKS FUNDING CORP CUSIP: 3133EMGF3 MATURITY DATE: 05/16/2024 RATE: 0.3500% MOODY'S Aaa	95.21600	238,040.00	250,000.00	100.00000	328.13	875.00	0.37%
250,000,000	S&P AA+ UNITED STATES TREASURY NOTE/BOND CUSIP: 91282CCG4 MATURITY DATE: 06/15/2024 RATE: 0.2500% MOODY'S Aaa	95.07000	237,675.00	248,805.50	99.52220	183.72	625.00	0.26%
250,000,000	FEDERAL HOME LOAN MORTGAGE CORP CUSIP: 3134GXVX9 MATURITY DATE: 06/28/2024 RATE: 2.5000% MOODY'S Aaa	98.26000	245,650.00	250,000.00	100.00000	1,614.58	6,250.00	2.54%
250,000,000	S&P AA+ UNITED STATES TREASURY NOTE/BOND CUSIP: 91282CCL3 MATURITY DATE: 07/15/2024 RATE: 0.3750% MOODY'S Aaa	94.95300	237,382.50	249,813.75	99.92550	196.82	937.50	0.39%
250,000,000	UNITED STATES TREASURY STRIP COUPON CUSIP: 91283L57 MATURITY DATE: 08/15/2024 RATE: 0.0000% MOODY'S Aaa	94.39300	235,982.50	247,405.50	98.96220	0.00	0.00	0.00%
500,000,000	FEDERAL HOME LOAN BANKS CUSIP: 3130AQRPO MATURITY DATE: 08/23/2024 RATE: 1.4000% MOODY'S Aaa	95.58600	477,930.00	500,000.00	100.00000	738.89	7,000.00	1.46%
547,000,000	S&P AA+ FEDERAL FARM CREDIT BANKS FUNDING CORP CUSIP: 3133EMCND MATURITY DATE: 10/15/2024 RATE: 0.4000% MOODY'S Aaa	93.97300	514,032.31	513,655.43	93.90410	1,008.91	2,188.00	0.43%

M

Statement of Assets Held by Asset Classification - Continued

Shares/Par Value	Asset Description	Market Price	Market Value	Cost	Average Cost	Accrued Income	Estimated Income	Market Yield
250,000,000	S&P AA+ FEDERAL FARM CREDIT BANKS FUNDING CORP CUSIP: 3133EEK6J0 MATURITY DATE: 11/08/2024 RATE: 1.625% MOODY'S Aaa	95.54100	238,852.50	250,000.00	100.00000	1,613.72	4,062.50	1.70%
250,000,000	S&P AA+ FEDERAL FARM CREDIT BANKS FUNDING CORP CUSIP: 3133EMQ08 MATURITY DATE: 11/12/2024 RATE: 0.300% MOODY'S Aaa	93.62300	234,057.50	249,906.75	99.96270	289.58	750.00	0.32%
250,000,000	S&P AA+ PIERCE COUNTY SCHOOL DISTRICT NO 10 TACOMA CUSIP: 720424ZS2 MATURITY DATE: 12/01/2024 RATE: 0.693% MOODY'S Aaa	94.43400	236,085.00	234,465.00	93.78600	577.50	1,732.50	0.73%
250,000,000	S&P AA+ FEDERAL HOME LOAN MORTGAGE CORP CUSIP: 3134GXGY4 MATURITY DATE: 12/23/2024 RATE: 0.375% MOODY'S Aaa	100.13480	250,337.00	250,337.00	100.13480	255.21	937.50	0.37%
250,000,000	FEDERAL HOME LOAN BANKS CUSIP: 3130AKMR4 MATURITY DATE: 01/15/2025 RATE: 0.330% MOODY'S Aaa	92.80700	232,017.50	250,000.00	100.00000	174.17	825.00	0.36%
250,000,000	S&P AA+ FEDERAL HOME LOAN BANKS CUSIP: 3130AUQ98 MATURITY DATE: 02/14/2025 RATE: 5.000% MOODY'S Aaa	99.54300	248,857.50	249,764.50	99.90580	1,631.94	12,500.00	5.02%
250,000,000	S&P AA+ FEDERAL HOME LOAN BANKS CUSIP: 3130AURR5 MATURITY DATE: 03/14/2025 RATE: 4.250% MOODY'S Aaa	99.95800	249,895.00	248,509.25	99.40370	1,741.32	10,625.00	4.25%
250,000,000	S&P AA+ UNITED STATES TREASURY NOTE/BOND CUSIP: 912828ZL7 MATURITY DATE: 04/30/2025 RATE: 0.375%	92.70700	231,767.50	248,044.25	99.21770	393.65	937.50	0.40%
500,000,000	FEDERAL HOME LOAN MORTGAGE CORP CUSIP: 3134GVYP7	92.40100	462,005.00	499,013.50	99.80270	861.11	2,500.00	0.54%

5



BNY MELLON

The Bank of New York Mellon Trust Company, N.A.

Statement Period 03/01/2023 Through 03/31/2023
Account 232530 Base Currency = USD
MASON COUNTY TREASURER

Statement of Assets Held by Asset Classification - Continued

Shares/Par Value	Asset Description	Market Price	Market Value	Cost	Average Cost	Accrued Income	Estimated Income	Market Yield
	MATURITY DATE: 05/27/2025 RATE: 0.500%							
	MOODY'S Aaa							
550,000.000	FEDERAL HOME LOAN MORTGAGE CORP CUSIP: 3137EAEU9	91.94800	505,714.00 ✓	497,079.55 ✓	90.37810	401.04	2,062.50	0.41%
	MATURITY DATE: 07/21/2025 RATE: 0.375%							
	MOODY'S Aaa							
	S&P AA+							
250,000.000	FEDERAL NATIONAL MORTGAGE ASSOCIATION CUSIP: 3135G05X7	91.49600	228,740.00 ✓	246,443.75 ✓	98.57750	93.75	937.50	0.41%
	MATURITY DATE: 08/25/2025 RATE: 0.375%							
	MOODY'S Aaa							
	S&P AA+							
250,000.000	FEDERAL HOME LOAN MORTGAGE CORP CUSIP: 3137EAEEX3	91.30100	228,252.50 ✓	249,817.25 ✓	99.92690	20.83	937.50	0.41%
	MATURITY DATE: 09/23/2025 RATE: 0.375%							
	MOODY'S Aaa							
	S&P AA+							
600,000.000	PIERCE COUNTY SCHOOL DISTRICT NO 10 TACOMA CUSIP: 720424ZT0	91.96400	551,784.00 ✓	545,472.00 ✓	90.91200	1,686.00	5,058.00	0.92%
	MATURITY DATE: 12/01/2025 RATE: 0.843%							
	MOODY'S Aaa							
	S&P AA+							
250,000.000	UNITED STATES TREASURY NOTE/BOND CUSIP: 91282CBC4	91.07800	227,695.00 ✓	247,578.75 ✓	99.03150	235.67	937.50	0.41%
	MATURITY DATE: 12/31/2025 RATE: 0.375%							
	MOODY'S Aaa							
	FEDERAL FARM CREDIT BANKS FUNDING CORP CUSIP: 3133EMOX3	90.44500	226,112.50 ✓	249,863.75 ✓	99.94550	180.28	1,475.00	0.65%
	MATURITY DATE: 02/17/2026 RATE: 0.590%							
	MOODY'S Aaa							
	S&P AA+							
250,000.000	FEDERAL HOME LOAN BANKS CUSIP: 3130ALEV6	90.53700	226,342.50 ✓	249,280.25 ✓	99.71210	150.00	2,000.00	0.88%
	MATURITY DATE: 03/04/2026 RATE: 0.800%							
	MOODY'S Aaa							
	S&P AA+							
260,000.000	UNITED STATES TREASURY STRIP COUPON CUSIP: 912833LZ1	88.92200	231,197.20 ✓	250,182.00 ✓	96.22385	0.00	0.00	0.00%
	MATURITY DATE: 05/15/2026 RATE: 0.000%							



BNY MELLON
The Bank of New York Mellon Trust Company, N.A.

Statement Period 03/01/2023 Through 03/31/2023
Account 232530 Base Currency = USD
MASON COUNTY TREASURER

Statement of Assets Held by Asset Classification - Continued

Shares/Par Value	Asset Description	Market Price	Market Value	Cost	Average Cost	Accrued Income	Estimated Income	Market Yield
500,000.000	FEDERAL HOME LOAN BANKS CUSIP: 3130AMM41 MATURITY DATE: 06/16/2026 RATE: 1.000% MOODY'S: Aaa	90.61400	453,070.00	500,000.00	100.00000	1,458.33	5,000.00	1.10%
300,000.000	UNITED STATES TREASURY NOTE/BOND CUSIP: 91282CCJ8 MATURITY DATE: 06/30/2026 RATE: 0.875% MOODY'S: Aaa	91.10600	273,318.00	269,024.70	89.67490	659.88	2,625.00	0.96%
500,000.000	FEDERAL HOME LOAN BANKS CUSIP: 3130ANE10 MATURITY DATE: 08/12/2026 RATE: 1.000% MOODY'S: Aaa	90.39100	451,955.00	495,407.50	99.08150	680.56	5,000.00	1.11%
250,000.000	UNITED STATES TREASURY NOTE/BOND CUSIP: 91282CCZ2 MATURITY DATE: 09/30/2026 RATE: 0.875% MOODY'S: Aaa	90.49200	226,230.00	248,490.00	99.39600	538	2,187.50	0.97%
500,000.000	FEDERAL FARM CREDIT BANKS FUNDING CORP CUSIP: 3133ENDC1 MATURITY DATE: 11/03/2026 RATE: 1.330% MOODY'S: Aaa	90.65100	453,255.00	500,000.00	100.00000	2,733.89	6,650.00	1.47%
250,000.000	FEDERAL NATIONAL MORTGAGE ASSOCIATION CUSIP: 3135G06L2 MATURITY DATE: 12/18/2026 RATE: 0.875% MOODY'S: Aaa	89.01700	222,542.50	226,911.75	90.76470	625.87	2,187.50	0.98%
250,000.000	FEDERAL HOME LOAN BANKS CUSIP: 3130ARJM4 MATURITY DATE: 04/21/2027 RATE: 3.000% MOODY'S: Aaa	95.42800	238,570.00	250,000.00	100.00000	3,333.33	7,500.00	3.14%
Total FIXED INCOME			12,533,034.24	13,010,349.81		28,270.13	119,747.00	0.96%
ACCOUNT TOTALS			12,533,034.24	13,010,349.81		28,270.13	119,747.00	0.96%

Total Market Value Plus Total Accrued Income 12,561,304.37

160



BNY MELLON

The Bank of New York Mellon Trust Company, N.A.

Statement Period 03/01/2023 Through 03/31/2023
Account 232530 Base Currency = USD
MASON COUNTY TREASURER

Statement of Transactions by Transaction Date

Transaction Date	Transaction Description	Income	Principal	Cost	Realized Gains/Losses
03/01/23	ACCOUNT OPENING PERIOD BALANCE	27,210.71-	27,210.71	12,494,604.33	0.00
03/06/23	Interest FEDERAL HOME LOAN BANKS RATE: 0.800% MATURITY: 03/04/26 TRADE DATE 03/04/23 SET/DATE 03/04/23 CUSIP 3130ALEY6 250,000,000 SHARES	1,000.00	0.00	0.00	0.00
03/06/23	Cash Debit BNF: MASON COUNTY TREASURER SHELTON MAIN NOTPROVIDED DETAIL: WIRE TO COLUMBIA BANK FROM BNYM CUS DETAIL: TODAY ACCOUNT CREDIT MASON COUNTY TR AC WITH: COLUMBIA S TATE BANK 98402,VA,US	1,000.00-	0.00	0.00	0.00
03/06/23	ACCOUNT CLOSING DAILY BALANCE	27,210.71-	27,210.71	12,494,604.33	0.00
03/13/23	Purchase FEDERAL HOME LOAN MORTGAGE CORP RATE: 0.375% MATURITY: 07/21/25 TRADE DATE 03/09/23 SET/DATE 03/13/23 CUSIP 3137EAEU9 550,000,000 SHARES	297.92-	497,079.55-	497,079.55	0.00
03/13/23	Cash Credit ORD CUST: 7000799739 MASON COUNTY TREASURER PO BOX 429 ORD INST: UMPQUA BANK 1102 BROADWAY PLAZA DETAIL: MASON COUNTY TREASURERATTN: LAUREN NK LAUREN NK DETAIL: /BNF/MASON COUNTY TREASURERATTN: LAUREN DEHNER BNY C DETAIL: UST RRN - O/B UMPQUA BANK IMA:2023031315LFCB1C000016 FTS:DF2303131200500	0.00	497,377.47	0.00	0.00
03/13/23	ACCOUNT CLOSING DAILY BALANCE	27,508.63-	27,508.63	12,494,604.33	0.00
03/15/23	Redemption UNITED STATES TREASURY NOTE/BOND RATE: 0.500% MATURITY: 03/15/23 TRADE DATE 03/15/23 SET/DATE 03/15/23 CUSIP 912828ZD5 500,000,000 SHARES	0.00	500,000.00	494,989.50-	5,010.50
03/15/23	Interest UNITED STATES TREASURY NOTE/BOND	1,250.00	0.00	0.00	0.00



BNY MELLON
The Bank of New York Mellon Trust Company, N.A.

Statement Period 03/01/2023 Through 03/31/2023
Account 232530 Base Currency = USD
MASON COUNTY TREASURER

Statement of Transactions by Transaction Date - Continued

Transaction Date	Transaction Description	Income	Principal	Cost	Realized Gains/Losses
03/15/23	RATE: 0.500% MATURITY: 03/15/23 TRADE DATE 03/15/23 SET/DATE 03/15/23 CUSIP 912828ZD5 500,000,000 SHARES				
03/15/23	Cash Credit DR PARTY: MASON COUNTY TREASURER DETAIL: /BNFI/TO P TRANSFER	0.00	1,250.00	0.00	0.00
03/15/23	REL REF: CWP-1570758 Cash Debit BNF: MASON COUNTY TREASURER NOTPROVIDED DETAIL: WIRE TO BANK OF AMERICA CREDIT MASO DETAIL: N COUNTY TREASURER TIC 1650886 A/C WITH: COLUMBIA STATE BANK 98402,WA,US	0.00	501,250.00-	0.00	0.00
03/15/23	Cash Debit CR PARTY: MASON COUNTY TREASURER DETAIL: /BNFI/TO P TRANSFER REL REF: NONREF	1,250.00-	0.00	0.00	0.00
03/15/23	ACCOUNT CLOSING DAILY BALANCE	27,508.63-	27,508.63	11,999,614.83	5,010.50
03/23/23	Interest FEDERAL HOME LOAN MORTGAGE CORP RATE: 0.375% MATURITY: 09/23/25 TRADE DATE 03/23/23 SET/DATE 03/23/23 CUSIP 3137EAEX3 250,000,000 SHARES	468.75	0.00	0.00	0.00
03/23/23	Cash Debit BNF: MASON COUNTY TREASURER SHELTON MAIN NOTPROVIDED DETAIL: WIRE TO COLUMBIA BANK FROM BNYM CUS DETAIL: TODAY ACCOUNT CREDIT MASON COUNTY TR A/C WITH: COLUMBIA S TATE BANK 98402,WA,US	468.75-	0.00	0.00	0.00
03/23/23	ACCOUNT CLOSING DAILY BALANCE	27,508.63-	27,508.63	12,496,694.38	5,010.50
03/28/23	Interest FEDERAL FARM CREDIT BANKS FUNDING CORP RATE: 0.300% MATURITY: 03/28/24 TRADE DATE 03/28/23 SET/DATE 03/28/23 CUSIP 3133EMBE1 250,000,000 SHARES	375.00	0.00	0.00	0.00
03/28/23	Cash Debit BNF: MASON COUNTY TREASURER SHELTON MAIN NOTPROVIDED	375.00-	0.00	0.00	0.00

Statement of Transactions by Transaction Date - Continued

Transaction Date	Transaction Description	Income	Principal	Cost	Realized Gains/Losses
03/29/23	DETAIL: WIRE TO COLUMBIA BANK FROM BNYM CUS DETAIL: TODAY ACCOUNT CREDIT MASON COUNTY TR A/C WITH: COLUMBIA S TATE BANK 98402.WA.US				
03/29/23	ACCOUNT CLOSING DAILY BALANCE	27,508.63-	27,508.63	12,496,694.38	5,010.50
03/29/23	Purchase FEDERAL FARM CREDIT BANKS FUNDING CORP RATE: 0.400% MATURITY: 10/15/24 TRADE DATE 03/27/23 SET/DATE 03/29/23 CUSIP 3133EMCN0 547,000,000 SHARES Cash Credit	996.76-	513,655.43-	513,655.43	0.00
03/29/23	ORD CUST: 7000799739 MASON COUNTY TREASURER SHELTON MAIN CHE ORD INST: UMPQUA BANK 445 S.E. MAIN STREET DETAIL: MASON COUNTY TREASURER ATTN: LAURENOLDI DETAIL: /BNF/MASON COUNTY TREASURER ATTN: LAUREN DEHNER BNY DETAIL: CUST RRN - O/B UMPQUA HOLDI IMA:20230329MMQFMFGD000121 FTS:FDF2303290810200	0.00	514,652.19	0.00	0.00
03/29/23	ACCOUNT CLOSING DAILY BALANCE	28,505.39-	28,505.39	13,010,349.81	5,010.50
03/31/23	Interest UNITED STATES TREASURY NOTE/BOND RATE: 0.875% MATURITY: 09/30/26 TRADE DATE 03/31/23 SET/DATE 03/31/23 CUSIP 91282CCZ2 250,000,000 SHARES	1,093.75	0.00	0.00	0.00
03/31/23	Interest UNITED STATES TREASURY NOTE/BOND RATE: 0.250% MATURITY: 09/30/23 TRADE DATE 03/31/23 SET/DATE 03/31/23 CUSIP 91282CDA6 517,000,000 SHARES Cash Debit	646.25	0.00	0.00	0.00
03/31/23	BNF: MASON COUNTY TREASURER SHELTON MAIN NOTPROVIDED DETAIL: WIRE TO COLUMBIA BANK FROM BNYM CUS DETAIL: TODAY ACCOUNT CREDIT MASON COUNTY TR	1,740.00-	0.00	0.00	0.00



BNY MELLON
The Bank of New York Mellon Trust Company, N.A.

Statement Period 03/01/2023 Through 03/31/2023
Account 232530 Base Currency = USD
MASON COUNTY TREASURER

Statement of Transactions by Transaction Date - Continued

Transaction Date	Transaction Description	Income	Principal	Cost	Realized Gains/Losses
	AC WITH: COLUMBIA S TATE BANK 98402.WA.US				
03/31/23	ACCOUNT CLOSING DAILY BALANCE	28,505.39-	28,505.39	13,010,349.81	5,010.50
03/31/23	ACCOUNT CLOSING PERIOD BALANCE	28,505.39-	28,505.39	13,010,349.81	5,010.50
Cumulative realized capital gain and loss position from 12/31/2022 for securities held in principal of account:					
Short Term:	9,646.00 *	Long Term:	0.00 *		

* The above gain and loss position does not include transactions where tax cost information is incomplete or unavailable.

Cash and securities set forth on this Account Statement are held by The Bank of New York Mellon, an affiliate of The Bank of New York Mellon Trust Company, N.A. In addition, The Bank of New York Mellon Trust Company, N.A. may utilize subsidiaries and affiliates to provide services and certain products to the Account. Subsidiaries and affiliates may be compensated for their services and products.

The value of securities set forth on this Account Statement are obtained by The Bank of New York Mellon Trust Company, N.A., from its affiliate, The Bank of New York Mellon which determines such values for Corporate Trust on the basis of market prices and information obtained by The Bank of New York Mellon from unaffiliated third parties (including independent pricing vendors) ("third party pricing services"). The Bank of New York Mellon has not verified such market values or information and makes no assurances as to the accuracy or correctness of such market values or information or that the market values set forth on this Account Statement reflect the value of the securities that can be realized upon the sale of such securities. In addition, the market values for the securities set forth in this Account Statement may differ from the market prices and information for the same securities used by other business units of The Bank of New York Mellon Trust Company, N.A., The Bank of New York Mellon or their respective subsidiaries or affiliates based upon market prices and information received from other third party pricing services utilized by such other business units. Corporate Trust does not compare its market values with those used by, or reconcile different market values used by, other business units of The Bank of New York Mellon Trust Company, N.A., The Bank of New York Mellon or their respective subsidiaries or affiliates. Neither The Bank of New York Mellon Trust Company, N.A. nor The Bank of New York Mellon shall be liable for any loss, damage or expense incurred as a result of or arising from or related to the market values or information provided by third party pricing services or the differences in market prices or information provided by other third party pricing services.

20

Investment Statement Balance Sheet

Date: 3/31/2023

Local Government Investment

Pool (LGIP) Statement	Investments	Treasurer's Cash Sheet	LGIP Investments	Difference
\$	220,920,182.29	\$	220,049,799.98	\$ (870,382.31)

Difference:
March Investment Interest Earned

Balanced by: HB

21

Local Government Investment Pool
Statement of Account for No: 10230
Primary Account
March 2023

LISA FRAZIER
MASON COUNTY
PO BOX 429
SHELTON, WA 98584-8584

Date	Description	Comment	Deposits	Withdrawals	Balance
03/01/2023	Beginning Balance				217,475,994.20
03/03/2023	Withdrawal			746,787.09	216,729,207.11
03/09/2023	Withdrawal			2,454,967.78	214,274,239.33
03/15/2023	Deposit		1,455,989.66		215,730,228.99
03/22/2023	Deposit		1,485,829.27		217,216,058.26
03/23/2023	Withdrawal			3,532,039.02	213,684,019.24
03/31/2023	Deposit		6,365,780.74		220,049,799.98
03/31/2023	Month End Balance				220,049,799.98
	March Earnings	Daily Factor Earnings	870,382.31		
	Net Ending Balance				220,920,182.29

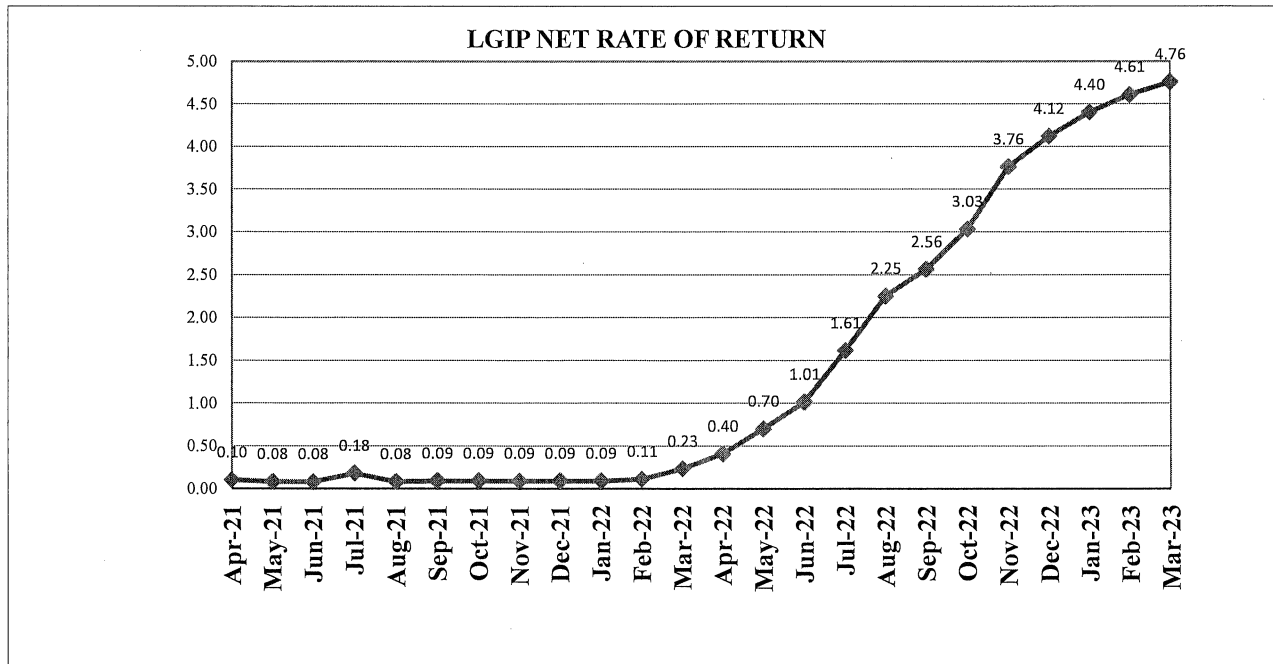
Account Summary

Beginning Balance:	217,475,994.20	Gross Earnings:	871,606.10
Deposits:	9,307,599.67	Administrative Fee:	1,223.79
Withdrawals:	6,733,793.89	Net Earnings:	870,382.31
Month End Balance:	220,049,799.98		
Administrative Fee Rate:	0.0067 %	Net Ending Balance:	220,920,182.29
Gross Earnings Rate:	4.7641 %		
Net Earnings Rate:	4.7574 %	Average Daily Balance:	215,413,622.00

**WASHINGTON STATE
LOCAL GOVERNMENT INVESTMENT POOL
March 31, 2023**

Investment Type	Average Balance Mar-23	Mar-23 Percentage	Average Balance CY 2023	2023 Percentage
Agency Bullets	0.00	0.00%	0.00	0.00%
Agency Discount Notes	1,801,040,528.54	9.48%	2,093,389,241.53	10.67%
Agency Floating Rate Notes	4,493,133,071.15	23.64%	4,682,977,957.88	23.87%
Agency Variable Rate Notes	0.00	0.00%	0.00	0.00%
Certificates of Deposit	85,806,451.61	0.45%	77,712,500.00	0.40%
IB Bank Deposit	3,377,311,732.37	17.77%	3,238,434,039.64	16.51%
Repurchase Agreements	3,851,774,193.54	20.27%	4,268,399,999.98	21.76%
SOFR Floating Rate Notes	0.00	0.00%	0.00	0.00%
Supras - Bullets	0.00	0.00%	0.00	0.00%
Supras - Discount Notes	257,414,062.28	1.35%	809,018,131.48	4.12%
Supras- Floating Rate Notes	0.00	0.00%	0.00	0.00%
Supras - Variables	0.00	0.00%	0.00	0.00%
Term Repurchase Agreements	90,322,580.65	0.48%	31,111,111.11	0.16%
U.S. Treasury Securities	4,104,117,297.99	21.59%	3,574,413,512.12	18.22%
US Treasury Floating Rate Notes	944,076,970.04	4.97%	839,557,086.75	4.28%
Total Avg Daily Balance	19,004,996,888.18	100.00%	19,615,013,580.49	100.00%

Avg Days to Maturity 22 days



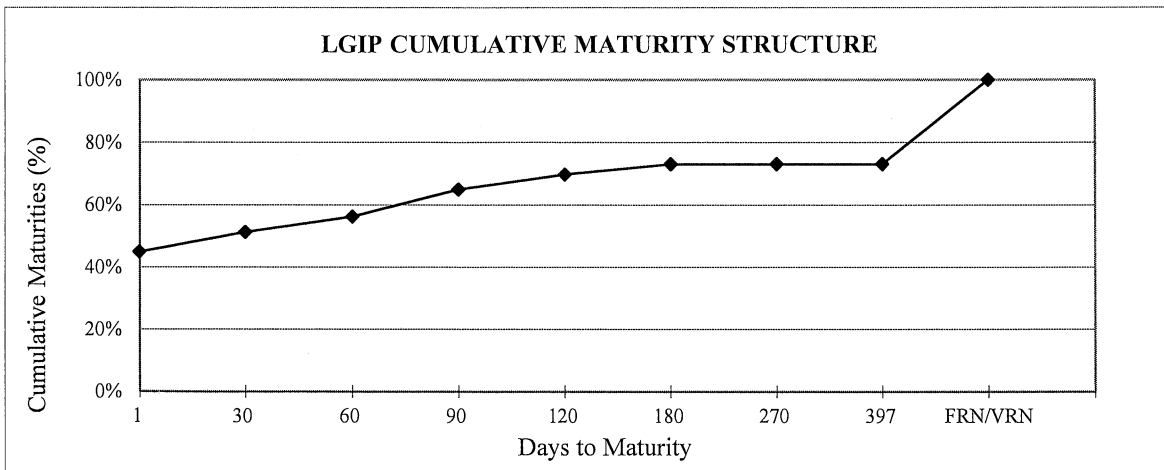
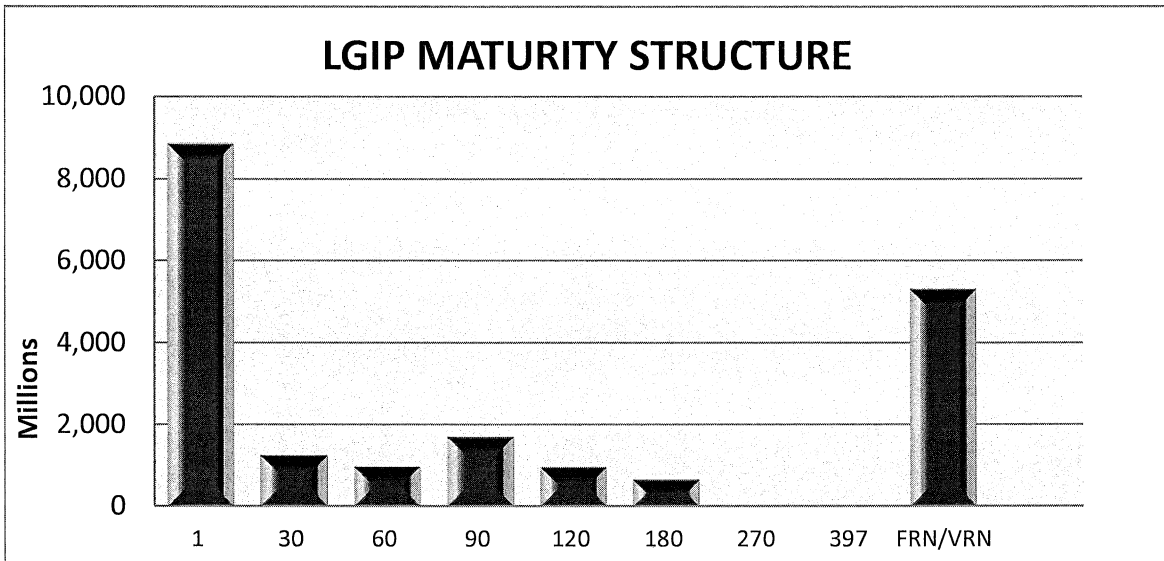
* Rates are calculated on a 365-day basis

**WASHINGTON STATE
LOCAL GOVERNMENT INVESTMENT POOL
March 31, 2023**

<u>DAYS TO MATURITY</u>	<u>\$ MATURING (PAR VALUE)*</u>	<u>% MATURING</u>	<u>CUMULATIVE % MATURING</u>
1	8,856.63	44.9%	44.9%
2-30	1,255.00	6.4%	51.3%
31-60	974.86	4.9%	56.2%
61-90	1,711.74	8.7%	64.9%
91-120	960.00	4.9%	69.8%
121-180	650.00	3.3%	73.1%
181-270	0.00	0.0%	73.1%
271-397	0.00	0.0%	73.1%
FRN/VRN	5,308.51	26.9%	100.0%

PORTFOLIO TOTAL: 19,716.74

* Amounts in millions of dollars



Mason County Treasurer's Office

Account QuickReport

As of March 31, 2023

Type	Date	Num	Name	Memo	Split	Amount	Balance
STATE POOL INVESTMENT LEDGER							226,020,452.50
205-PW FACILITY BOND							2,634.31
General Journal	02/09/2023	WIRE	INVESTMENT ACQ...		Inv Deposit	995,274.69	997,909.00
General Journal	03/09/2023	WIRE	INVESTMENT ACQ...		Inv Deposit	2,474.00	1,000,383.00
Total 205-PW FACILITY BOND						997,748.69	1,000,383.00
155-AMERICAN RESCUE PLAN ACT							7,000,000.00
Total 155-AMERICAN RESCUE PLAN ACT							7,000,000.00
665018060 - FIRE DIST #18 BOND							23.43
Total 665018060 - FIRE DIST #18 BOND							23.43
195 - SPENCER LAKE MANAGEMENT							7,650.88
General Journal	01/12/2023	WIRE	INVESTMENT ACQ...		Inv Deposit	100.00	7,750.88
General Journal	02/09/2023	WIRE	INVESTMENT ACQ...		Inv Deposit	0.12	7,751.00
General Journal	02/23/2023	WIRE	INVESTMENT LIQUI...		Inv Withdrawl	-50.00	7,701.00
Total 195 - SPENCER LAKE MANAGEMENT						50.12	7,701.00
675001064 - PHD #1 2019 SERIES							1,175,125.93
General Journal	01/12/2023	WIRE	INVESTMENT ACQ...		Inv Deposit	8,759.22	1,183,885.15
General Journal	02/07/2023	WIRE	INVESTMENT ACQ...		Inv Deposit	4,054.64	1,187,939.79
General Journal	03/09/2023	WIRE	INVESTMENT ACQ...		Inv Deposit	4,359.69	1,192,299.48
Total 675001064 - PHD #1 2019 SERIES						17,173.55	1,192,299.48
675002015-HOSPITAL #2							680,000.00
Total 675002015-HOSPITAL #2							680,000.00
685311060-SD#311 DEBT SERVICE							629.65
General Journal	01/31/2023	WIRE	INVESTMENT ACQ...		Inv Deposit	1.83	631.48
General Journal	02/28/2023	WIRE	INVESTMENT ACQ...		Inv Deposit	2.09	633.57
General Journal	03/31/2023	WIRE	INVESTMENT ACQ...		Inv Deposit	2.23	635.80
Total 685311060-SD#311 DEBT SERVICE						6.15	635.80
103 - RURAL CO SALES & USE TAX							1,741,610.00
General Journal	01/12/2023	WIRE	INVESTMENT ACQ...		Inv Deposit	6,000.00	1,747,610.00
General Journal	01/19/2023	WIRE	INVESTMENT LIQUI...		Inv Withdrawl	-10,000.00	1,737,610.00
General Journal	02/09/2023	WIRE	INVESTMENT ACQ...		Inv Deposit	100,000.00	1,837,610.00
General Journal	02/23/2023	WIRE	INVESTMENT LIQUI...		Inv Withdrawl	-1,000.00	1,836,610.00
General Journal	03/09/2023	WIRE	INVESTMENT ACQ...		Inv Deposit	100,000.00	1,936,610.00
Total 103 - RURAL CO SALES & USE TAX						195,000.00	1,936,610.00
104 - AUDITOR'S O & M							350,000.00
Total 104 - AUDITOR'S O & M							350,000.00
105 - COUNTY ROAD							10,341,000.00
General Journal	01/12/2023	WIRE	INVESTMENT ACQ...		Inv Deposit	348,000.00	10,689,000.00
General Journal	01/23/2023	WIRE	INVESTMENT LIQUI...		Inv Withdrawl	-500,000.00	10,189,000.00
General Journal	02/09/2023	WIRE	INVESTMENT ACQ...		Inv Deposit	100,000.00	10,289,000.00
General Journal	03/09/2023	WIRE	INVESTMENT ACQ...		Inv Deposit	384,000.00	10,673,000.00
Total 105 - COUNTY ROAD						332,000.00	10,673,000.00
106 - PATHS & TRAILS RESERVE							165,000.00
Total 106 - PATHS & TRAILS RESERVE							165,000.00
109 - ELECTION EQUIP HOLDING							245,000.00
Total 109 - ELECTION EQUIP HOLDING							245,000.00
118 - ABATEMENT REPAIR & DEMO							278,931.00
General Journal	01/12/2023	WIRE	INVESTMENT ACQ...		Inv Deposit	1,900.00	280,831.00
General Journal	02/09/2023	WIRE	INVESTMENT ACQ...		Inv Deposit	900.00	281,731.00
General Journal	02/23/2023	WIRE	INVESTMENT LIQUI...		Inv Withdrawl	-200.00	281,531.00
Total 118 - ABATEMENT REPAIR & DEMO						2,600.00	281,531.00
120 - REET & PROPERTY TAX ADMIN							94,130.00
General Journal	01/12/2023	WIRE	INVESTMENT LIQUI...		Inv Withdrawl	-11,394.82	82,735.18
General Journal	02/09/2023	WIRE	INVESTMENT ACQ...		Inv Deposit	1,400.82	84,136.00
General Journal	02/23/2023	WIRE	INVESTMENT LIQUI...		Inv Withdrawl	-1,000.00	83,136.00
General Journal	03/09/2023	WIRE	INVESTMENT ACQ...		Inv Deposit	1,000.00	84,136.00
Total 120 - REET & PROPERTY TAX ADMIN						-9,994.00	84,136.00
163 - LODGING HOTEL/MOTEL TAX							625,000.00
General Journal	03/22/2023	WIRE	INVESTMENT ACQ...		Inv Deposit	646,000.00	1,271,000.00

Mason County Treasurer's Office

Account QuickReport

As of March 31, 2023

04/05/23

Accrual Basis

Type	Date	Num	Name	Memo	Split	Amount	Balance
Total 163 - LODGING HOTEL/MOTEL TAX						646,000.00	1,271,000.00
164 - MENTAL HEALTH							
General Journal	01/03/2023	WIRE	INVESTMENT LIQU...		Inv Withdrawl	-65,113.50	2,065,113.50
General Journal	02/09/2023	WIRE	INVESTMENT ACQ...		Inv Deposit	68,000.00	2,000,000.00
General Journal	03/09/2023	WIRE	INVESTMENT ACQ...		Inv Deposit	100,000.00	2,168,000.00
Total 164 - MENTAL HEALTH						102,886.50	2,168,000.00
180 - TREASURER'S M&O							
General Journal	03/09/2023	WIRE	INVESTMENT ACQ...		Inv Deposit	10,000.00	94,308.51
Total 180 - TREASURER'S M&O						10,000.00	104,308.51
190 - VETERANS ASSISTANCE FUND							
General Journal	02/09/2023	WIRE	INVESTMENT ACQ...		Inv Deposit	4,300.00	187,000.00
General Journal	02/15/2023	WIRE	INVESTMENT LIQU...		Inv Withdrawl	-1,300.00	191,300.00
General Journal	02/23/2023	WIRE	INVESTMENT LIQU...		Inv Withdrawl	-3,000.00	190,000.00
General Journal	02/28/2023	WIRE	INVESTMENT LIQU...		Inv Withdrawl	-7,000.00	187,000.00
General Journal	03/09/2023	WIRE	INVESTMENT ACQ...		Inv Deposit	7,000.00	180,000.00
Total 190 - VETERANS ASSISTANCE FUND						0.00	187,000.00
194 - MASON LAKE LMD#2							
General Journal	01/12/2023	WIRE	INVESTMENT ACQ...		Inv Deposit	350.00	68,211.00
General Journal	03/09/2023	WIRE	INVESTMENT ACQ...		Inv Deposit	2,000.00	68,561.00
Total 194 - MASON LAKE LMD#2						2,350.00	70,561.00
199 - ISLAND LAKE LMD#1							
General Journal	01/12/2023	WIRE	INVESTMENT ACQ...		Inv Deposit	155.00	25,807.00
Total 199 - ISLAND LAKE LMD#1						155.00	25,962.00
215 - MC LTGO BONDS 2013 A/B							
General Journal	01/26/2023	WIRE	INVESTMENT ACQ...		Inv Deposit	18,000.04	61,434.96
General Journal	02/09/2023	WIRE	INVESTMENT ACQ...		Inv Deposit	95,533.00	79,435.00
General Journal	03/09/2023	WIRE	INVESTMENT ACQ...		Inv Deposit	496.00	174,968.00
Total 215 - MC LTGO BONDS 2013 A/B						114,029.04	175,464.00
250 - MASON CO LTGO BOND 2008							
General Journal	02/09/2023	WIRE	INVESTMENT ACQ...		Inv Deposit	274,850.00	17,150.00
General Journal	03/09/2023	WIRE	INVESTMENT ACQ...		Inv Deposit	718.00	292,000.00
Total 250 - MASON CO LTGO BOND 2008						275,568.00	292,718.00
350 - CAP IMPROVEMENTS REET 1							
General Journal	01/12/2023	WIRE	INVESTMENT ACQ...		Inv Deposit	106,000.00	2,131,156.00
General Journal	01/23/2023	WIRE	INVESTMENT LIQU...		Inv Withdrawl	-300,000.00	2,237,156.00
General Journal	02/09/2023	WIRE	INVESTMENT ACQ...		Inv Deposit	90,000.00	1,937,156.00
General Journal	03/09/2023	WIRE	INVESTMENT ACQ...		Inv Deposit	82,000.00	2,027,156.00
Total 350 - CAP IMPROVEMENTS REET 1						-22,000.00	2,109,156.00
351 - CAP IMPROVEMENTS REET 2							
General Journal	02/09/2023	WIRE	INVESTMENT ACQ...		Inv Deposit	87,000.06	5,166,657.94
General Journal	03/09/2023	WIRE	INVESTMENT ACQ...		Inv Deposit	25,000.00	5,253,658.00
Total 351 - CAP IMPROVEMENTS REET 2						112,000.06	5,278,658.00
402 - MASON COUNTY LANDFILL							
General Journal	02/09/2023	WIRE	INVESTMENT ACQ...		Inv Deposit	182,000.00	2,000,000.00
General Journal	03/09/2023	WIRE	INVESTMENT ACQ...		Inv Deposit	215,000.00	2,182,000.00
Total 402 - MASON COUNTY LANDFILL						397,000.00	2,397,000.00
403 - WASTEWATER N BAY/CASE INL							
General Journal	01/12/2023	WIRE	INVESTMENT ACQ...		Inv Deposit	91,000.00	1,900,839.00
General Journal	03/09/2023	WIRE	INVESTMENT ACQ...		Inv Deposit	89,000.00	1,991,839.00
Total 403 - WASTEWATER N BAY/CASE INL						180,000.00	2,080,839.00
411 - RUSTLEWOOD SEWER/WATER							
General Journal	02/23/2023	WIRE	INVESTMENT LIQU...		Inv Withdrawl	-10,000.00	55,000.00
Total 411 - RUSTLEWOOD SEWER/WATER						-10,000.00	45,000.00
412 - BEARDS COVE WATER							
Total 412 - BEARDS COVE WATER							595,000.00
413 - BELFAIR WW & WTR RECLAMTN							
General Journal	01/26/2023	WIRE	INVESTMENT ACQ...		Inv Deposit	1,500,000.00	217,930.00
Total 413 - BELFAIR WW & WTR RECLAMTN							1,717,930.00

26

Mason County Treasurer's Office

Account QuickReport

04/05/23

As of March 31, 2023

Accrual Basis

Type	Date	Num	Name	Memo	Split	Amount	Balance
General Journal	02/09/2023	WIRE	INVESTMENT ACQ...		Inv Deposit	145,000.00	1,862,930.00
General Journal	03/23/2023	WIRE	INVESTMENT LIQUI...		Inv Withdrawl	-712,039.02	1,150,890.98
Total 413 - BELFAIR WW & WTR RECLAMTN						932,960.98	1,150,890.98
428 - CUM RESERVE LANDFILL							437,763.97
General Journal	02/09/2023	WIRE	INVESTMENT ACQ...		Inv Deposit	6,700.03	444,464.00
General Journal	02/23/2023	WIRE	INVESTMENT LIQUI...		Inv Withdrawl	-300.00	444,164.00
General Journal	03/09/2023	WIRE	INVESTMENT ACQ...		Inv Deposit	1,600.00	445,764.00
General Journal	03/16/2023	WIRE	INVESTMENT LIQUI...		Inv Withdrawl	-4,850.10	440,913.90
Total 428 - CUM RESERVE LANDFILL						3,149.93	440,913.90
501 - EQUIP RENTAL & REVOLVING							4,065,000.00
General Journal	01/12/2023	WIRE	INVESTMENT ACQ...		Inv Deposit	135,000.00	4,200,000.00
Total 501 - EQUIP RENTAL & REVOLVING						135,000.00	4,200,000.00
662 - CEMETERY DIST #1							92,000.00
Total 662 - CEMETERY DIST #1							92,000.00
665003010 - FIRE DIST #3 EXP							3,000.00
Total 665003010 - FIRE DIST #3 EXP							3,000.00
665003020 - FIRE DIST #3 RESV							147,850.54
Total 665003020 - FIRE DIST #3 RESV							147,850.54
665003040 - FIRE DIST #3 EMS							253,439.91
Total 665003040 - FIRE DIST #3 EMS							253,439.91
665004020 - FIRE DIST #4 RESV							461.92
Total 665004020 - FIRE DIST #4 RESV							461.92
665006020 - FIRE DIST #6 RESV							125,419.63
Total 665006020 - FIRE DIST #6 RESV							125,419.63
665010010 - FIRE DIST #10 EXP							3,185,703.01
General Journal	01/09/2023	WIRE	INVESTMENT LIQUI...		Inv Withdrawl	-174,879.49	3,010,823.52
General Journal	02/14/2023	WIRE	INVESTMENT LIQUI...		Inv Withdrawl	-300,000.00	2,710,823.52
General Journal	03/13/2023	WIRE	INVESTMENT LIQUI...		Inv Withdrawl	-100,000.00	2,610,823.52
Total 665010010 - FIRE DIST #10 EXP						-574,879.49	2,610,823.52
665010030 - FIRE DIST #10 CONST							399,770.01
General Journal	02/14/2023	WIRE	INVESTMENT LIQUI...		Inv Withdrawl	-15,579.63	384,190.38
General Journal	02/17/2023	WIRE	INVESTMENT LIQUI...		Inv Withdrawl	-354,303.41	29,886.97
Total 665010030 - FIRE DIST #10 CONST						-369,883.04	29,886.97
665011010 - FIRE DIST #11 EXP							215,586.17
Total 665011010 - FIRE DIST #11 EXP							215,586.17
665011040 - FIRE DIST #11 EMS							210,610.83
Total 665011040 - FIRE DIST #11 EMS							210,610.83
665012010 - FIRE DIST #12 EXP							3,000.00
Total 665012010 - FIRE DIST #12 EXP							3,000.00
665012020 - FIRE DIST #12 RESV							18,726.64
Total 665012020 - FIRE DIST #12 RESV							18,726.64
665012040 - FIRE DIST #12 EMS							9,765.38
Total 665012040 - FIRE DIST #12 EMS							9,765.38
665012060 - FIRE DIST #12 BOND							3,301.67
Total 665012060 - FIRE DIST #12 BOND							3,301.67
665013020 - FIRE DIST #13 RESV							2,131.03
Total 665013020 - FIRE DIST #13 RESV							2,131.03
665016010 - FIRE DIST #16 EXP							5,248.67
Total 665016010 - FIRE DIST #16 EXP							5,248.67
665016020 - FIRE DIST #16 RESV							50,942.08
Total 665016020 - FIRE DIST #16 RESV							50,942.08
665016040 - FIRE DIST #16 EMS							700.00
Total 665016040 - FIRE DIST #16 EMS							700.00
665017010 - FIRE DIST #17 EXP							30,531.68
Total 665017010 - FIRE DIST #17 EXP							30,531.68
665017040 - FIRE DIST #17 EMS							86,665.44

Mason County Treasurer's Office

Account QuickReport

As of March 31, 2023

04/05/23

Accrual Basis

Type	Date	Num	Name	Memo	Split	Amount	Balance
Total 665017040 - FIRE DIST #17 EMS							86,665.44
665018010 - FIRE DIST #18 EXP							144,511.04
Total 665018010 - FIRE DIST #18 EXP							144,511.04
665018020 - FIRE DIST #18 RESV							137,916.00
Total 665018020 - FIRE DIST #18 RESV							137,916.00
665018040 - FIRE DIST #18 EMS							116,362.33
Total 665018040 - FIRE DIST #18 EMS							116,362.33
668 - MC PUBLIC TRANS BENEFIT							16,250,000.00
General Journal	01/12/2023	WIRE	INVESTMENT ACQ...		Inv Deposit	1,500,000.00	17,750,000.00
Total 668 - MC PUBLIC TRANS BENEFIT						1,500,000.00	17,750,000.00
670000010 - PORT OF ALLYN							6,314.73
Total 670000010 - PORT OF ALLYN							6,314.73
670005010 - PORT OF ALLYN IN DV							21,123.36
Total 670005010 - PORT OF ALLYN IN DV							21,123.36
670006010 - PORT OF ALLYN WT SY							537.00
Total 670006010 - PORT OF ALLYN WT SY							537.00
670010010 - PORT OF DEWATTO							200,000.00
Total 670010010 - PORT OF DEWATTO							200,000.00
670020010 - PORT OF GRAPEVIEW							70,836.62
Total 670020010 - PORT OF GRAPEVIEW							70,836.62
670020030 -PORT OF GRAPEVIEW CC							7,832.30
Total 670020030 -PORT OF GRAPEVIEW CC							7,832.30
670030010 - PORT OF HOODSPORT							206,952.17
General Journal	03/08/2023	WIRE	INVESTMENT ACQ...		Inv Deposit	52,640.77	259,592.94
General Journal	03/08/2023	WIRE	INVESTMENT ACQ...		Inv Deposit	128,995.15	388,588.09
General Journal	03/08/2023	WIRE	INVESTMENT LIQUI...		Inv Withdrawl	-75,000.00	313,588.09
General Journal	03/23/2023	WIRE	INVESTMENT LIQUI...		Inv Withdrawl	-20,000.00	293,588.09
Total 670030010 - PORT OF HOODSPORT						86,635.92	293,588.09
675001015 - PHD#1 ADMIN FUND							79,770,115.15
General Journal	01/12/2023	WIRE	INVESTMENT ACQ...		Inv Deposit	279,453.52	80,049,568.67
General Journal	02/07/2023	WIRE	INVESTMENT ACQ...		Inv Deposit	284,560.77	80,334,129.44
General Journal	03/09/2023	WIRE	INVESTMENT ACQ...		Inv Deposit	401,844.18	80,735,973.62
Total 675001015 - PHD#1 ADMIN FUND						965,858.47	80,735,973.62
675001020 - PHD#1 EMP MED BEN							63,304.68
General Journal	01/12/2023	WIRE	INVESTMENT ACQ...		Inv Deposit	185.03	63,489.71
General Journal	02/07/2023	WIRE	INVESTMENT ACQ...		Inv Deposit	210.26	63,699.97
General Journal	03/09/2023	WIRE	INVESTMENT ACQ...		Inv Deposit	225.02	63,924.99
Total 675001020 - PHD#1 EMP MED BEN						620.31	63,924.99
675001035 - MGH FUNDED DEPRC							5,308,815.39
General Journal	01/12/2023	WIRE	INVESTMENT ACQ...		Inv Deposit	16,281.64	5,325,097.03
General Journal	02/07/2023	WIRE	INVESTMENT ACQ...		Inv Deposit	18,510.92	5,343,607.95
General Journal	03/09/2023	WIRE	INVESTMENT ACQ...		Inv Deposit	19,815.33	5,363,423.28
Total 675001035 - MGH FUNDED DEPRC						54,607.89	5,363,423.28
685042010 - SD#42 GENERAL							394,819.29
Total 685042010 - SD#42 GENERAL							394,819.29
685042030 - SD#42 CAP PROJ							524.67
Total 685042030 - SD#42 CAP PROJ							524.67
685042060 - SD#42 DEBT SERVICE							46,166.60
Total 685042060 - SD#42 DEBT SERVICE							46,166.60
685042080 - SD#42 ASB							1,683.69
Total 685042080 - SD#42 ASB							1,683.69
685042090 - SD#42 TRANS VEHICLE							216.95
Total 685042090 - SD#42 TRANS VEHICLE							216.95
685054010 - SD#54 GENERAL							287,608.07
General Journal	01/31/2023	WIRE	INVESTMENT ACQ...		Inv Deposit	50,000.00	337,608.07
Total 685054010 - SD#54 GENERAL						50,000.00	337,608.07

Mason County Treasurer's Office

Account QuickReport

As of March 31, 2023

Type	Date	Num	Name	Memo	Split	Amount	Balance
685054030 - SD#54 CAP PROJ							132,665.01
Total 685054030 - SD#54 CAP PROJ							132,665.01
685054060 - SD#54 DEBT SERVICE							82,499.00
Total 685054060 - SD#54 DEBT SERVICE							82,499.00
685054080 - SD#54 ASB							4,894.72
Total 685054080 - SD#54 ASB							4,894.72
685054090 - SD#54 TRANS VEHICLE							105,603.80
Total 685054090 - SD#54 TRANS VEHICLE							105,603.80
685309010 - SD#309 GENERAL							0.00
General Journal	03/22/2023	WIRE	INVESTMENT ACQ...		Inv Deposit	125,000.00	125,000.00
General Journal	03/27/2023	WIRE	INVESTMENT LIQUI...		Inv Withdrawl	-8,195.00	116,805.00
General Journal	03/30/2023	WIRE	INVESTMENT LIQUI...		Inv Withdrawl	-116,805.00	0.00
Total 685309010 - SD#309 GENERAL							0.00
685309030 - SD#309 CAP PROJ							4,485.23
General Journal	01/27/2023	WIRE	INVESTMENT ACQ...		Inv Deposit	10,816.25	15,301.48
General Journal	03/22/2023	WIRE	INVESTMENT ACQ...		Inv Deposit	37.02	15,338.50
Total 685309030 - SD#309 CAP PROJ							10,853.27
685309050 - SD#309 TR & AGENCY							236,640.55
General Journal	01/27/2023	WIRE	INVESTMENT ACQ...		Inv Deposit	1,269.32	237,909.87
Total 685309050 - SD#309 TR & AGENCY							1,269.32
685309060 - SD#309 DEBT SERVICE							327,041.86
General Journal	01/27/2023	WIRE	INVESTMENT ACQ...		Inv Deposit	57,408.97	384,450.83
General Journal	03/22/2023	WIRE	INVESTMENT ACQ...		Inv Deposit	208,660.21	593,111.04
Total 685309060 - SD#309 DEBT SERVICE							266,069.18
685309080 - SD#309 ASB							392,473.38
General Journal	01/27/2023	WIRE	INVESTMENT LIQUI...		Inv Withdrawl	-150,000.00	242,473.38
Total 685309080 - SD#309 ASB							-150,000.00
685309090 -SD#309 TRANS VEHICLE							193,856.76
General Journal	01/27/2023	WIRE	INVESTMENT ACQ...		Inv Deposit	32.61	193,889.37
General Journal	03/22/2023	WIRE	INVESTMENT ACQ...		Inv Deposit	6,132.04	200,021.41
Total 685309090 -SD#309 TRANS VEHICLE							6,164.65
685311010 - SD#311 GENERAL							7,270,499.46
General Journal	01/31/2023	WIRE	INVESTMENT LIQUI...		Inv Withdrawl	-96,843.15	7,173,656.31
General Journal	02/28/2023	WIRE	INVESTMENT LIQUI...		Inv Withdrawl	-172,777.18	7,000,879.13
General Journal	03/31/2023	WIRE	INVESTMENT ACQ...		Inv Deposit	5,326.91	7,006,206.04
Total 685311010 - SD#311 GENERAL							-264,293.42
685311030 - SD#311 CAP PROJ							1,049,553.20
General Journal	01/31/2023	WIRE	INVESTMENT LIQUI...		Inv Withdrawl	-3,725.47	1,045,827.73
General Journal	02/28/2023	WIRE	INVESTMENT ACQ...		Inv Deposit	11,904.31	1,057,732.04
General Journal	03/31/2023	WIRE	INVESTMENT LIQUI...		Inv Withdrawl	-23,828.80	1,033,903.24
Total 685311030 - SD#311 CAP PROJ							-15,649.96
685311080 - SD#311 ASB							31,047.36
General Journal	01/31/2023	WIRE	INVESTMENT ACQ...		Inv Deposit	2,725.98	33,773.34
General Journal	02/28/2023	WIRE	INVESTMENT ACQ...		Inv Deposit	1,160.57	34,933.91
General Journal	03/31/2023	WIRE	INVESTMENT LIQUI...		Inv Withdrawl	-3,576.77	31,357.14
Total 685311080 - SD#311 ASB							309.78
685311090 -SD#311 TRANS VEHICLE							197,791.93
General Journal	01/31/2023	WIRE	INVESTMENT ACQ...		Inv Deposit	575.29	198,367.22
General Journal	02/28/2023	WIRE	INVESTMENT LIQUI...		Inv Withdrawl	-151,477.08	46,890.14
General Journal	03/31/2023	WIRE	INVESTMENT ACQ...		Inv Deposit	701.80	47,591.94
Total 685311090 -SD#311 TRANS VEHICLE							-150,199.99
685402010 - SD#402 GENERAL							1,295,411.17
General Journal	03/09/2023	WIRE	INVESTMENT ACQ...		Inv Deposit	900,000.00	2,195,411.17
Total 685402010 - SD#402 GENERAL							900,000.00
685402030 - SD#402 CAP PROJ							81,000.00
General Journal	03/09/2023	WIRE	INVESTMENT ACQ...		Inv Deposit	15,000.00	96,000.00

29

Mason County Treasurer's Office

Account QuickReport

As of March 31, 2023

04/05/23

Accrual Basis

Type	Date	Num	Name	Memo	Split	Amount	Balance
Total 685402030 - SD#402 CAP PROJ						15,000.00	96,000.00
685402060 - SD#402 DEBT SERVICE							235,000.00
General Journal	03/09/2023	WIRE	INVESTMENT ACQ...		Inv Deposit	80,000.00	315,000.00
Total 685402060 - SD#402 DEBT SERVICE						80,000.00	315,000.00
685402080 - SD#402 ASB							42,009.41
Total 685402080 - SD#402 ASB							42,009.41
685402090 -SD#402 TRANS VEHICLE							214,818.14
General Journal	03/09/2023	WIRE	INVESTMENT ACQ...		Inv Deposit	4,000.00	218,818.14
Total 685402090 -SD#402 TRANS VEHICLE						4,000.00	218,818.14
685403010 - SD#403 GENERAL							2,410,633.38
General Journal	01/19/2023	WIRE	INVESTMENT LIQUI...		Inv Withdrawl	-154,015.85	2,256,617.53
General Journal	01/31/2023	WIRE	INVESTMENT ACQ...		Inv Deposit	552,993.06	2,809,610.59
General Journal	02/17/2023	WIRE	INVESTMENT LIQUI...		Inv Withdrawl	-400,536.06	2,409,074.53
General Journal	02/28/2023	WIRE	INVESTMENT ACQ...		Inv Deposit	602,280.65	3,011,355.18
General Journal	03/15/2023	WIRE	INVESTMENT LIQUI...		Inv Withdrawl	-567,942.48	2,443,412.70
General Journal	03/31/2023	WIRE	INVESTMENT ACQ...		Inv Deposit	100,894.14	2,544,306.84
Total 685403010 - SD#403 GENERAL						133,673.46	2,544,306.84
685403030 - SD#403 CAP PROJ							467,019.21
General Journal	01/19/2023	WIRE	INVESTMENT LIQUI...		Inv Withdrawl	-11,887.70	455,131.51
General Journal	02/17/2023	WIRE	INVESTMENT ACQ...		Inv Deposit	1,580.53	456,712.04
General Journal	02/28/2023	WIRE	INVESTMENT LIQUI...		Inv Withdrawl	-115,368.36	341,343.68
General Journal	03/15/2023	WIRE	INVESTMENT ACQ...		Inv Deposit	10,675.49	352,019.17
General Journal	03/31/2023	WIRE	INVESTMENT LIQUI...		Inv Withdrawl	-4,995.09	347,024.08
Total 685403030 - SD#403 CAP PROJ						-119,995.13	347,024.08
685403060 - SD#403 DEBT SERVICE							470,665.14
General Journal	01/19/2023	WIRE	INVESTMENT ACQ...		Inv Deposit	42,718.96	513,384.10
General Journal	02/17/2023	WIRE	INVESTMENT ACQ...		Inv Deposit	8,863.36	522,247.46
General Journal	03/15/2023	WIRE	INVESTMENT ACQ...		Inv Deposit	104,398.78	626,646.24
Total 685403060 - SD#403 DEBT SERVICE						155,981.10	626,646.24
685403080 - SD#403 ASB							476,998.14
General Journal	01/19/2023	WIRE	INVESTMENT LIQUI...		Inv Withdrawl	-4,677.06	472,321.08
General Journal	01/31/2023	WIRE	INVESTMENT ACQ...		Inv Deposit	6,045.32	478,366.40
General Journal	02/17/2023	WIRE	INVESTMENT ACQ...		Inv Deposit	13,575.38	491,941.78
General Journal	02/28/2023	WIRE	INVESTMENT LIQUI...		Inv Withdrawl	-262,177.85	229,763.93
General Journal	03/15/2023	WIRE	INVESTMENT ACQ...		Inv Deposit	250,813.69	480,577.62
General Journal	03/31/2023	WIRE	INVESTMENT LIQUI...		Inv Withdrawl	-9,143.68	471,433.94
Total 685403080 - SD#403 ASB						-5,564.20	471,433.94
685403090 -SD#403 TRANS VEHICLE							507,526.53
General Journal	01/19/2023	WIRE	INVESTMENT ACQ...		Inv Deposit	1,511.11	509,037.64
General Journal	02/17/2023	WIRE	INVESTMENT ACQ...		Inv Deposit	1,721.36	510,759.00
General Journal	03/15/2023	WIRE	INVESTMENT LIQUI...		Inv Withdrawl	-241,955.82	268,803.18
Total 685403090 -SD#403 TRANS VEHICLE						-238,723.35	268,803.18
685404010 - SD#404 GENERAL							221,486.11
General Journal	03/31/2023	WIRE	INVESTMENT ACQ...		Inv Deposit	750,000.00	971,486.11
Total 685404010 - SD#404 GENERAL						750,000.00	971,486.11
685404030 - SD#404 CAP PROJ							769,465.00
General Journal	03/31/2023	WIRE	INVESTMENT ACQ...		Inv Deposit	545,000.00	1,314,465.00
Total 685404030 - SD#404 CAP PROJ						545,000.00	1,314,465.00
685404050 - SD#404 TR & AGENCY							63,987.16
General Journal	03/31/2023	WIRE	INVESTMENT ACQ...		Inv Deposit	500.00	64,487.16
Total 685404050 - SD#404 TR & AGENCY						500.00	64,487.16
685404060 - SD#404 DEBT SERVICE							4,827.39
General Journal	03/31/2023	WIRE	INVESTMENT ACQ...		Inv Deposit	3,000.00	7,827.39
Total 685404060 - SD#404 DEBT SERVICE						3,000.00	7,827.39
685404080 - SD#404 ASB							24,670.76
General Journal	03/09/2023	WIRE	INVESTMENT LIQUI...		Inv Withdrawl	-500.00	24,170.76
General Journal	03/31/2023	WIRE	INVESTMENT ACQ...		Inv Deposit	500.00	24,670.76

Mason County Treasurer's Office

Account QuickReport

As of March 31, 2023

04/05/23

Accrual Basis

Type	Date	Num	Name	Memo	Split	Amount	Balance
Total 685404080 - SD#404 ASB						0.00	24,670.76
685404090 -SD#404 TRANS VEHICLE							
General Journal	03/31/2023	WIRE	INVESTMENT ACQ...		Inv Deposit	1,400.00	190,069.79
							191,469.79
Total 685404090 -SD#404 TRANS VEHICLE						1,400.00	191,469.79
690001010 - BWD DIST#1 M&O							
Total 690001010 - BWD DIST#1 M&O							711.57
690001045 - BWD #1 CAP IMPR FAC							
Total 690001045 - BWD #1 CAP IMPR FAC							1,048.51
690002010 - TEW DIST#2 GENERAL							
Total 690002010 - TEW DIST#2 GENERAL							27,481.80
690002020 - TEW DIST #2 RESV MT							
Total 690002020 - TEW DIST #2 RESV MT							26,983.79
690002065 - TEW DIST #2 WTR REV							
Total 690002065 - TEW DIST #2 WTR REV							118,781.64
690002130 -TEW DIST #2 ASMT REV							
Total 690002130 -TEW DIST #2 ASMT REV							8,533.18
690003020 - MLWD#3 CAP IMP RESV							
Total 690003020 - MLWD#3 CAP IMP RESV							137,834.80
690005010 -HARSTENE PT WTR/SWR							
Total 690005010 -HARSTENE PT WTR/SWR							130,000.00
690005020 -HARSTENE PT W/S RESV							
General Journal	01/03/2023	WIRE	INVESTMENT ACQ...		Inv Deposit	57,986.16	337,942.19
General Journal	01/23/2023	WIRE	INVESTMENT ACQ...		Inv Deposit	1,376.78	395,928.35
General Journal	01/25/2023	WIRE	INVESTMENT LIQUI...		Inv Withdrawl	-16,343.32	397,305.13
General Journal	02/07/2023	WIRE	INVESTMENT ACQ...		Inv Deposit	1,475.97	380,961.81
General Journal	03/08/2023	WIRE	INVESTMENT ACQ...		Inv Deposit	2,007.36	382,437.78
							384,445.14
Total 690005020 -HARSTENE PT W/S RESV						46,502.95	384,445.14
690005030 -HARSTENE PT W/S ECOL							
General Journal	01/23/2023	WIRE	INVESTMENT ACQ...		Inv Deposit	119.68	40,945.04
General Journal	02/07/2023	WIRE	INVESTMENT ACQ...		Inv Deposit	136.01	41,064.72
General Journal	03/08/2023	WIRE	INVESTMENT ACQ...		Inv Deposit	145.39	41,200.73
							41,346.12
Total 690005030 -HARSTENE PT W/S ECOL						401.08	41,346.12
690005050-HARTSTENE DWSFR LOAN							
General Journal	01/23/2023	WIRE	INVESTMENT ACQ...		Inv Deposit	6,585.08	20,464.17
General Journal	02/07/2023	WIRE	INVESTMENT ACQ...		Inv Deposit	6,613.71	27,049.25
General Journal	03/08/2023	WIRE	INVESTMENT ACQ...		Inv Deposit	6,629.38	33,662.96
							40,292.34
Total 690005050-HARTSTENE DWSFR LOAN						19,828.17	40,292.34
690005070-HARTSTENE WATER BOND							
General Journal	01/23/2023	WIRE	INVESTMENT ACQ...		Inv Deposit	449.53	42,079.35
General Journal	02/07/2023	WIRE	INVESTMENT ACQ...		Inv Deposit	467.31	42,528.88
General Journal	03/08/2023	WIRE	INVESTMENT ACQ...		Inv Deposit	149.76	42,996.19
							43,145.95
Total 690005070-HARTSTENE WATER BOND						1,066.60	43,145.95
800000010 - TDC - STATE POOL							
General Journal	01/03/2023	WIRE	INVESTMENT ACQ...		Inv Deposit	5,500,000.00	45,751,182.06
General Journal	01/06/2023	WIRE	INVESTMENT LIQUI...		Inv Withdrawl	-3,300,000.00	51,251,182.06
General Journal	01/09/2023	WIRE	INVESTMENT LIQUI...		Inv Withdrawl	-400,000.00	47,951,182.06
General Journal	01/12/2023	WIRE	INVESTMENT LIQUI...		Inv Withdrawl	-5,000,000.00	42,551,182.06
General Journal	01/19/2023	WIRE	INVESTMENT ACQ...		Inv Deposit	136,350.54	42,687,532.60
General Journal	01/23/2023	WIRE	INVESTMENT LIQUI...		Inv Withdrawl	-500,000.00	42,187,532.60
General Journal	01/25/2023	WIRE	INVESTMENT LIQUI...		Inv Withdrawl	-800,000.00	41,387,532.60
General Journal	01/26/2023	WIRE	INVESTMENT LIQUI...		Inv Withdrawl	-4,400,000.00	36,987,532.60
General Journal	01/27/2023	WIRE	INVESTMENT LIQUI...		Inv Withdrawl	-1,244,000.00	35,743,532.60
General Journal	01/31/2023	WIRE	INVESTMENT ACQ...		Inv Deposit	2,500,000.00	38,243,532.60
General Journal	02/02/2023	WIRE	INVESTMENT ACQ...		Inv Deposit	5,500,000.00	43,743,532.60
General Journal	02/03/2023	WIRE	INVESTMENT LIQUI...		Inv Withdrawl	-1,174,879.49	42,568,653.11
General Journal	02/07/2023	WIRE	INVESTMENT LIQUI...		Inv Withdrawl	-1,760,000.00	40,808,653.11
General Journal	02/08/2023	WIRE	INVESTMENT LIQUI...		Inv Withdrawl	-3,000,000.00	37,808,653.11
General Journal	02/09/2023	WIRE	INVESTMENT LIQUI...		Inv Withdrawl	-1,000,000.00	36,808,653.11
General Journal	02/14/2023	WIRE	INVESTMENT ACQ...		Inv Deposit	315,579.63	37,124,232.74
General Journal	02/15/2023	WIRE	INVESTMENT LIQUI...		Inv Withdrawl	-800,000.00	36,324,232.74
General Journal	02/17/2023	WIRE	INVESTMENT ACQ...		Inv Deposit	1,600,000.00	37,924,232.74
General Journal	02/23/2023	WIRE	INVESTMENT LIQUI...		Inv Withdrawl	-1,185,000.00	36,739,232.74

Mason County Treasurer's Office

04/05/23

Account QuickReport

Accrual Basis

As of March 31, 2023

Type	Date	Num	Name	Memo	Split	Amount	Balance
General Journal	02/27/2023	WIRE	INVESTMENT LIQUI...		Inv Withdrawl	-2,200,000.00	34,539,232.74
General Journal	02/28/2023	WIRE	INVESTMENT ACQ...		Inv Deposit	9,500,000.00	44,039,232.74
General Journal	03/08/2023	WIRE	INVESTMENT LIQUI...		Inv Withdrawl	-115,567.81	43,923,664.93
General Journal	03/09/2023	WIRE	INVESTMENT LIQUI...		Inv Withdrawl	-4,900,000.00	39,023,664.93
General Journal	03/13/2023	WIRE	INVESTMENT ACQ...		Inv Deposit	100,000.00	39,123,664.93
General Journal	03/15/2023	WIRE	INVESTMENT ACQ...		Inv Deposit	1,900,000.00	41,023,664.93
General Journal	03/16/2023	WIRE	INVESTMENT ACQ...		Inv Deposit	4,850.10	41,028,515.03
General Journal	03/22/2023	WIRE	INVESTMENT ACQ...		Inv Deposit	500,000.00	41,528,515.03
General Journal	03/23/2023	WIRE	INVESTMENT LIQUI...		Inv Withdrawl	-2,800,000.00	38,728,515.03
General Journal	03/27/2023	WIRE	INVESTMENT ACQ...		Inv Deposit	8,195.00	38,736,710.03
General Journal	03/30/2023	WIRE	INVESTMENT ACQ...		Inv Deposit	116,805.00	38,853,515.03
General Journal	03/31/2023	WIRE	INVESTMENT ACQ...		Inv Deposit	5,000,000.00	43,853,515.03
Total 800000010 - TDC - STATE POOL						-1,897,667.03	43,853,515.03
800000030 - TDC - AGENCY BONDS							12,196,223.08
General Journal	01/12/2023	WIRE	INVESTMENT ACQ...	PIERCE CO ...	Inv Purchased	545,472.00	12,741,695.08
General Journal	01/17/2023	WIRE	INVESTMENT LIQUI...	WELLS FARG...	Inv Matured	-250,000.00	12,491,695.08
General Journal	02/15/2023	WIRE	INVESTMENT LIQUI...	TREAS STRIP...	Inv Matured	-495,364.50	11,996,330.58
General Journal	02/17/2023	WIRE	INVESTMENT ACQ...	FHLB CUSIP ...	Inv Purchased	249,764.50	12,246,095.08
General Journal	02/17/2023	WIRE	INVESTMENT ACQ...	FHLB CUSIP ...	Inv Purchased	248,509.25	12,494,604.33
General Journal	03/13/2023	WIRE	INVESTMENT ACQ...	FHLB CUSIP ...	Inv Purchased	497,079.55	12,991,683.88
General Journal	03/16/2023	WIRE	INVESTMENT LIQUI...	US TREAS C...	Inv Matured	-494,989.50	12,496,694.38
General Journal	03/29/2023	WIRE	INVESTMENT ACQ...	FFCB CUSIP ...	Inv Purchased	513,655.43	13,010,349.81
Total 800000030 - TDC - AGENCY BONDS						814,126.73	13,010,349.81
800000040 - TDC - REG WARRANTS							0.00
General Journal	01/19/2023	WIRE	INVESTMENT ACQ...	RW#43 SD#3...	Inv Purchased	197,953.80	197,953.80
General Journal	01/31/2023	WIRE	INVESTMENT LIQUI...	RW#43 SD#3...	Inv Called	-197,953.80	0.00
General Journal	02/16/2023	WIRE	INVESTMENT ACQ...	RW #44 SD#3...	Inv Purchased	90,609.17	90,609.17
General Journal	02/22/2023	WIRE	INVESTMENT LIQUI...	RW#44 SD#3...	Inv Called	-16,251.00	74,358.17
General Journal	02/28/2023	WIRE	INVESTMENT LIQUI...	RW#44 SD#3...	Inv Called	-74,358.17	0.00
Total 800000040 - TDC - REG WARRANTS						0.00	0.00
Total STATE POOL INVESTMENT LEDGER						7,039,697.29	233,060,149.79
TOTAL						7,039,697.29	233,060,149.79

32

U.S. DEPARTMENT OF THE TREASURY

Daily Treasury Bill Rates

Get updates to this content

NOTICE: See Developer Notice on changes to the XML data feeds

View the XML feed

Download the XSD Schema for the XML feed

Render the XML feed in a browser

Download the daily XML files for all data sets

Download CSV

Select type of Interest Rate Data

Daily Treasury Bill Rates ▼

Select Time Period

2023 ▼

Apply

Date	4 WEEKS		8 WEEKS		13 WEEKS		17 WEEKS		26 WEEKS		52 WEEKS
	BANK DISCOUNT	COUPON EQUIVALENT	BANK DISCOUNT	COUPON EQUIVALENT	BANK DISCOUNT	COUPON EQUIVALENT	BANK DISCOUNT	COUPON EQUIVALENT	BANK DISCOUNT	COUPON EQUIVALENT	BANK DISCOUNT
03/27/2023	4.07	4.15	4.29	4.39	4.75	4.89	4.76	4.92	4.65	4.84	4.84
03/28/2023	4.10	4.18	4.20	4.30	4.64	4.77	4.72	4.87	4.68	4.87	4.87
03/29/2023	4.20	4.28	4.29	4.39	4.64	4.77	4.78	4.94	4.70	4.89	4.89
03/30/2023	4.60	4.69	4.64	4.75	4.80	4.94	4.80	4.96	4.70	4.89	4.89
03/31/2023	4.60	4.69	4.65	4.76	4.68	4.81	4.83	4.99	4.72	4.91	4.91
04/03/2023	4.56	4.65	4.64	4.75	4.77	4.91	4.83	4.99	4.69	4.88	4.88
04/04/2023	4.52	4.61	4.65	4.76	4.74	4.88	4.76	4.92	4.61	4.80	4.80

Tuesday Apr 04, 2023

Daily Treasury Bill Rates: These rates are the daily secondary market quotations on the most recently auctioned Treasury Bills for each maturity tranche (4-week, 8-week, 13-week, 17-week, 26-week, and 52-week) for which Treasury currently issues new bills. Market quotations are obtained at approximately 3:30 PM each business day by the Federal Reserve Bank of New York. The Bank Discount rate is the rate at which a bill is quoted in the secondary market and is based on the par value, amount of the discount and a 360-day year. The Coupon Equivalent, also called the Bond Equivalent, or the Investment Yield, is the bill's yield based on the purchase price, discount, and a 365- or 366-day year. The Coupon Equivalent can be used to compare the yield on a discount bill to the yield on a nominal coupon security that pays semiannual interest with the same maturity date.

For more information regarding these statistics contact the Office of Debt Management by email at debt.management@do.treas.gov

For other Public Debt information contact (202) 504-3550.



LGIP Daily Yield

[Home](#) / [Partners](#) / [For Local Governments](#) /
 Local Government Investment Pool (LGIP) / [LGIP Daily Yield](#)

Daily Yield: The net earnings figure that is calculated daily using the investment income earned (excluding realized gains or losses) each day, assuming daily amortization and/or accretion of income of all fixed income securities held by the Fund, less the administrative fee.

7 Day Yield: The daily factor is reported on an annualized 7-day basis, using the daily factors from the previous 7 calendar days.

30 Day Yield: The daily factor is reported on an annualized 30-day basis, using the daily factors from the previous 30 calendar days.

True 30 Day Yield: The net daily earnings figure that is calculated using the total net earnings including realized gains and losses occurring each day, less the administrative fee.

March 2023

DATE	DAILY YIELD	7-DAY YIELD	30-DAY YIELD	TRUE 30-DAY YIELD
03/31	4.895862	4.886368	4.742662	4.770010
03/30	4.888876	4.882768	4.734602	4.761950
03/29	4.886407	4.871030	4.726487	4.754040
03/28	4.888834	4.845758	4.717868	4.745421
03/27	4.885438	4.819301	4.709146	4.736699
03/26	4.872735	4.792476	4.700536	4.728089

11:01 AM

04/05/23

Accrual Basis

Mason County Treasurer's Office

Account QuickReport

As of March 31, 2023

Type	Date	Num	Name	Memo	Split	Amount	Balance	
BONDS & LOANS - MASON COUNTY							18,737,302.53	
WATER METER BEARDS COVE '18A							156,320.00	
Total WATER METER BEARDS COVE '18A							156,320.00	
MASON COUNTY LTGO 2021 REF BD							2,581,915.00	
Total MASON COUNTY LTGO 2021 REF BD							2,581,915.00	
MASON COUNTY LTGO 2020B REF BD							1,113,420.00	
Total MASON COUNTY LTGO 2020B REF BD							1,113,420.00	
MASON COUNTY LTGO 2020A REF BD							5,643,265.00	
Total MASON COUNTY LTGO 2020A REF BD							5,643,265.00	
WATER METER BEARDS COVE '19							102,382.53	
General Journal	02/03/2023	WIRE	USDA Rural Develop...	M-90575 \$1,5...	Bond Principal ...	-762.27	101,620.26	
Total WATER METER BEARDS COVE '19							-762.27	101,620.26
MAS0144-2-1 PUBLIC WKS BD FUND							4,390,000.00	
Total MAS0144-2-1 PUBLIC WKS BD FUND							4,390,000.00	
N Bay/Case Inlet LTGO REF 2017							3,805,000.00	
Total N Bay/Case Inlet LTGO REF 2017							3,805,000.00	
Mason County LTGO 2013 B - Jail							945,000.00	
Total Mason County LTGO 2013 B - Jail							945,000.00	
Total BONDS & LOANS - MASON COUNTY							-762.27	18,736,540.26
TOTAL							-762.27	18,736,540.26

35

Finance Committee –

RE: Recommendation to invest funds on behalf of the Health Department (Fund 150) and the Community Support Services (Fund 117).

RCW 36.29.020 – Custodian of moneys – Investment of funds not required for immediate expenditure – Service Fee – states in part *Any municipal corporation may by action of its governing body authorize any of its funds which are not required for immediate expenditure, and which are in the custody of the county treasurer or other municipal corporation treasurer, to be invested by such treasurer.....*

Whenever the funds of any municipal corporation which are not required for immediate expenditure are in the custody or control of the county treasurer, and the governing body of such municipal corporation has not taken any action pertaining to the investment of any such funds, the county finance committee shall direct the county treasurer, under the investment policy of the county finance committee, to invest, to the maximum prudent extent, such funds or any portion thereof.....The interest or other earnings from such investments or deposits shall be deposited in the current expense fund of the county and may be used for general county purposes.

The treasurer has not been directed to invest excess funds on behalf of the Health Department (Fund 150) or Community Support Services (Fund 117). Currently as set out in the RCW above – the Treasurer is investing the excess cash in these funds to the benefit of the county current expense fund.

Prior to COVID these county funds did not hold large cash balances and investing funds on their behalf was not necessarily a viable option. Federal funding has provided revenues such that it now makes sense to invest on behalf of the Health Department and Community Support Services.

Investing on behalf of the Health Department and Community Support Services would have a revenue impact to the county current expense fund, the Health Department (Fund 150) and Community Support Services (Fund 117) as interest revenue would be allocated to those funds directly instead of the current expense fund. The county current expense fund will have service fee revenue from these investments as set out in RCW 36.29.020.

For these funds to be invested on behalf of the funds themselves, permission must be granted to the county treasurer by the governing body.

Recommended Motion:

The Mason County Finance Committee moves to approve recommending to the County Board of Commissioners that authorization be approved for the County Treasurer to invest excess funds which are not required for immediate expenditure in the Health Department (Fund 150) and the Community Support Services (Fund 117) as provided for in RCW 36.29.020.

RESOLUTION NO: _____
AUTHORIZATION FOR THE COUNTY TREASURER TO INVEST EXCESS FUNDS NOT REQUIRED FOR
IMMEDIATE EXPENDITURE FOR THE HEALTH DEPARTMENT FUND 150 AND COMMUNITY SUPPORT
SERVICES FUND 117

WHEREAS, RCW 36.29.020 states in part.....Any municipal corporation may by action of its governing body authorize any of its funds which are not required for immediate expenditure, and which are in the custody of the county treasurer or other municipal corporation treasurer, to be invested by such treasurer.....

WHEREAS, it has been determined by the Mason County Treasurer that the Health Department (Fund 150) and Community Support Services (Fund 117) currently have excess funds not necessary for immediate expenditure.

WHEREAS, the Mason County Finance Committee has reviewed the treasurer’s findings and has made the recommendation to the County Board of Commissioners to grant authorization to the county treasurer to invest excess funds which are not required for immediate expenditure by the Health Department (Fund 150) and Community Support Services (Fund 117) as provided for in RCW 36.29.020 and the County Investment Policy.

NOW THEREFORE, the Board of Mason County Commissioners grant authorization to the county treasurer to invest excess funds which are not required for immediate expenditure by the Health Department (Fund 150) and the Community Support Services (Fund 117) as provided for in RCW 26.29.020 and in accordance with the County Investment Policy.

Dated this _____, day of April, 2023

Board of County Commissioners

Sharon Trask, Chair

Randy Neatherlin, Vice Chair


Kevin Shutty, Commissioner

Attest:

McKenzie Smith, Clerk of the Board

Approved as to form:

Tim Whitehead, Chief Deputy Prosecuting Attorney



Washington State Treasurer
Mike Pellicciotti
Service. Security. Transparency

Select Language

ONLINE FORMS

Search



[Home](#) | [Contact Us](#) | [Careers](#) | [Site Map](#) | [Washington Fund Directory](#)

[f](#) [t](#) [v](#) [i](#)

PDPC

[Home / PDPC](#)

Welcome to the PDPC webpage!

The Public Deposit Protection Commission is administered through the office of the Washington State Treasurer and is comprised of the State Treasurer, Governor, and Lieutenant Governor. PDPC ensures public funds deposited in approved financial institutions are protected if a financial institution becomes insolvent.



PDPC Info

- [Protecting Public Deposits](#)
- [Qualified Public Depositories](#)

Laws, Rules, PDPC Resolutions

- [Chapter 39.58 RCW](#)
- [Chapter 389-12 WAC](#)
- [PDPC Resolutions](#)

Frequently Asked Questions

- [Laws, Rules, PDPC Resolutions](#)
- [Eligible Collateral](#)
- [Collateralizing Public Deposits](#)

PDPC Meeting Info

- Meeting notices

Reports and forms

- PDPC Reports to the Legislature
- Deposits/Washingtc Proportional Net Worth
- PDPC Forms

Public Depositories Resources

- Application Process
- Forms
- SAW/TM\$

Contact Information

Primary Contact:

Mandy Kaplan, Administrator

(360) 902 - 8977

mandy.kaplan@tre.wa.gov

Public Deposit Protection Commission

Office of the State Treasurer

PO Box 40206

Olympia, WA 98504-0206

Physical address for Letter of Credit deliveries from FedEx or UPS:

Public Deposit Protection Commission

Office of the State Treasurer


106 11th Ave SW, Suite 1200

Olympia WA, 98501

Secondary Contact:
Shad Pruitt, Deputy Treasurer
(360) 902 – 8904
Shad.Pruitt@tre.wa.gov


News

Articles on our work and partners, and how we intersect with education, infrastructure, and finance.



**Treasurer Pellicciotti
Reiterates Budget**





PDPC FAQ

Home / PDPC / PDPC FAQ

Public Deposit Protection Commission frequently asked questions:

- +** Who are the members of the Public Deposit Protection Commission?

 - Governor, Lieutenant Governor, and the State Treasurer as Chair
- +** Where do I find the Laws, Rules, and PDPC Resolutions?

 - [Chapter 39.58 RCW](#)
 - [Chapter 389-12 WAC](#)
 - [PDPC resolutions](#)
- +** What is a public Deposit?

 - "Public Deposit" Public Funds on deposit with a public depository as per [RCW 39.58.010](#).
- +** What is a Public Fund?

 - "Public funds" means moneys under the control of a treasurer, the state treasurer, or custodian

belonging to, or held for the benefit of, the state or any of its political subdivisions, public corporations, municipal corporations, agencies, courts, boards, commissions, or committees, including moneys held as trustee, agent, or bailee belonging to, or held for the benefit of, the state or any of its political subdivisions, public corporations, municipal corporations, agencies, courts, boards, commissions, or committees as per [RCW 39.58.010](#).

Where can I find a list of approved public depositaries?

- [Click for a listing of all approved public depositaries and links to their web pages](#)

Where can I find what types of collateral a financial institution can pledge to WA PDPC?

- PDPC "Eligible collateral" means the securities or letters of credit enumerated in RCW 39.58.050 (5), (6) and (7). Collateral determined by rule or resolutions can be located under [Laws, Rules, and PDPC Resolutions](#).

What are the collateralization requirements?

- 100% of the greater of your Maximum Liability or WA Public Deposits Uninsured balance.
- Well Capitalized-greater of either maximum liability or 50% of WA Public Deposits Uninsured [this option increases your maximum liability from 10% to 25%].
- 100% on excess deposits above deposit limitations.

Where can I locate deposit balances and Washington proportional net worth of public depositaries?

- PDPC **provides a report** online listing public deposit balances and WA proportional net worth balances.

+ What are the deposit limitations?

- 100% of WA Proportional Net Worth limit if single Public Depositor.
- 150% of WA Proportional Net Worth limit if multiple Public Depositors, and not to exceed 30% of Total Public Deposits unless 100% collateralized on excess.

+ What are the requirements to become a depository?

- Any financial institution may become, and thereafter operate as, a public depository upon approval by the commission and segregation of collateral in the manner as set forth in this chapter, and subject to compliance with all rules and policies adopted by the commission. A public depository shall at all times pledge and segregate eligible collateral in an amount established by the commission by rule or noticed resolution. "Financial institution" means any national or state chartered commercial bank or trust company, savings bank, savings association, or federal or state chartered credit union, or branch or branches thereof, located in this state and lawfully engaged in business. See chapter 39.58 RCW, chapter 389-12 WAC, and PDPC resolutions for requirements.

+ What is the process to become a qualified public depository?

- Submit an application letter with certificates of authority.
- Provide proof of meeting meetings of the directors or loan committees approval to enter into a depository pledge agreement if your

financial institution is planning on pledging securities as collateral.

- Review of your application and financial information.
- Approval status is authorized by the Chair under delegation of authority granted by resolution.

+ How often are public depositaries required to report to PDPC?

- Monthly and quarterly reporting requirements as defined in chapter 39.58 RCW and chapter 389-12 WAC

+ Does PDPC authorize demand accounts for public funds in institutions located outside the state?

- The commission, or the chair upon delegation by the commission, upon good cause shown, may authorize, for such time and upon such terms and conditions as the commission or chair deem appropriate, a treasurer to maintain a demand deposit account with a banking institution located outside the state of Washington learn more:
 - RCW 39.58.080
 - RCW 39.58.085
 - WAC 389-12-140

+ Does a release or reduction of collateral require approval?

- Collateral is valued at market value and the market value of pledged collateral shall not be reduced by withdrawal or substitution except by prior authorization, in writing, by the commission as per Chapter 39.58 RCW and chapter 389-12 WAC.

+ Can collateral be pledged without a depository pledge agreement (DPA)?

- Yes, the commission may accept as collateral a letter of credit from a federal home loan bank or a federal reserve bank on behalf of a public depository, naming the commission as beneficiary. Such letters are not subject to a completed depository pledge agreement. As such, the commission must act as the safekeeping agent for letters of credit. All securities pledged as collateral required a fully executed tri-party DPA.

+ What is a trustee?

- "Trustee" means a third-party safekeeping agent which has completed a depository pledge agreement with a public depository and the commission. Such third-party safekeeping agent may be a federal home loan bank, or such other third-party safekeeping agent approved by the commission. Contact PDPC administrator for more details.

PDPC Info

**Laws,
Rules,
PDPC
Resolutions**

**Frequently
Asked
Questions**

**PDPC
Meeting
Info**

**Reports
and forms**

**Public
Depositories
Resources**