



## Mason County Finance Committee Report

2023 Second Quarter (April - June) Submitted June 17, 2023

**Mason County Finance Committee**  
 Lisa Frazier, Mason County Treasurer  
 Steve Duenkel, Mason County Auditor  
 Sharon Trask, Mason County Commissioner

**RCW 36.48.070**

**County finance committee — Approval of investment policy and debt policy — Rules.**

The county treasurer, the county auditor, and the chair of the county legislative authority, ex officio, shall constitute the county finance committee. The county treasurer shall act as chair of the committee and the county auditor as secretary thereof. The committee shall keep a full and complete record of all its proceedings in appropriate books of record and all such records and all correspondence relating to the committee shall be kept in the office of the county auditor and shall be open to public inspection. The committee shall approve a county investment policy and a debt policy and shall make appropriate rules and regulations for the carrying out of the provisions of RCW 36.48.010 through 36.48.060, not inconsistent with law.

36.48.010

Depositaries to be designated by treasurer.

36.48.040

Depositaries to be designated by treasurer -- Deposited funds deemed in county treasury.

36.48.050

Depositaries to be designated by treasurer -- Treasurer's liability and bond additional.

36.48.060

Definition -- "Financial institution."

**CE CASH BALANCE AS OF**

<b>June 30, 2023</b>	<b>\$ 29,301,414.76</b>	<b>Note: + \$2,830,176.92 for same period 2022</b>
March 31, 2023	\$ 25,415,093.32	Note: + \$4,009,863.11 for same period 2022
December 31, 2022	\$ 26,497,166.39	Note: +\$4,961,209.26 for same period 2021
September 30, 2022	\$ 25,256,375.27	Note: + \$5,409,380.14 for same period 2021
<b>June 30, 2022</b>	<b>\$ 26,471,237.85</b>	<b>Note: + \$6,456,265.59 for same period 2021</b>
March 31, 2022	\$ 21,405,230.21	Note: + \$6,495,776.02 for same period 2021
December 31, 2021	\$ 21,535,957.13	Note: + \$5,430,352.61 for same period 2020
September 30, 2021	\$ 19,846,995.13	Note: + \$7,277,278.20 for same period 2020
<b>June 30, 2021</b>	<b>\$ 20,014,972.26</b>	<b>Note: + \$6,644,755.76 for same period 2020</b>
March 31, 2021	\$ 14,910,454.19	Note: + \$5,024,574.64 for same period 2020
December 31, 2020	\$ 16,105,604.52	Note: + \$4,029,284.40 for same period 2019
December 31, 2019	\$ 12,076,320.12	Note: + \$4,242,643.62 for same period 2018

**GENERAL FUND RESERVE AND CONTINGENCY POLICY 2021-034**

Year	2022 Expenditures	Percentage	Policy Balance	6/30/2023	Difference	Less Reserves
General Operating 2023	\$ 40,767,978.64	15%	\$ 6,115,196.80	\$ 29,301,414.76	\$ 23,186,217.96	\$ 15,597,217.96
General Operating 2023	\$ 40,767,978.64	20%	\$ 8,153,595.73	\$ 29,301,414.76	\$ 21,147,819.03	\$ 13,558,819.03
General Operating 2023	\$ 40,767,978.64	25%	\$ 10,191,994.66	\$ 29,301,414.76	\$ 19,109,420.10	\$ 11,520,420.10
Contingency Reserve			\$ 1,000,000.00			
Technology Replacement Reserve			\$ 386,000.00			
Equipment & Vehicle Replacement Reserve			\$ 790,000.00			
Accrued Leave Reserve			\$ 413,000.00			
Capital Reserve			\$ 5,000,000.00			
<b>Total Reserves</b>			<b>\$ 7,589,000.00</b>			

<b>CASH &amp; INVESTMENTS</b>	
TREASURER'S REGULAR CHECKING ACCOUNT COLUMBIA BANK	\$ 14,554,475.46
IMPREST ACCOUNTS	\$ 66,425.00
TREASURER'S INVESTED FUNDS TOTAL (see breakdown below)	\$ 245,472,401.35

TOTAL CASH & INVESTMENTS AS OF June 30, 2023		\$ 260,093,301.81	6/30/2023	6/30/2023	PORTFOLIO %	
		COST	MARKET VALUE	GAIN/LOSS		Rating
<b>INVESTMENT PORTFOLIO</b>	<b>\$ 245,472,401.35</b>	<b>\$ 244,940,594.93</b>	<b>\$ (531,806.42)</b>	<b>100.00%</b>		
FEDERAL HOME LOAN BANK (FHLB)	\$ 3,230,627.75	\$ 3,047,492.50	\$ (183,135.25)	1.32%		S&P AA+
FEDERAL FARM CREDIT (FFCB)	\$ 3,307,667.93	\$ 3,170,860.76	\$ (136,807.17)	1.35%		S&P AA+
FEDERAL NATIONAL MORTGAGE ASSOCIATION (FNMA)	\$ 473,355.50	\$ 446,675.00	\$ (26,680.50)	0.19%		S&P AA+
FEDERAL HOME LOAN MORTGAGE COMPANY (FHLMC)	\$ 1,995,375.05	\$ 1,928,277.00	\$ (67,098.05)	0.81%		S&P AA+
MUNICIPAL BONDS	\$ 1,565,552.00	\$ 1,560,878.80	\$ (4,673.20)	0.64%		S&P A-/AA+
US TREASURIES	\$ 3,005,804.33	\$ 2,892,392.08	\$ (113,412.25)	1.22%		Moody's Aaa
(TREAS DAILY CASH) WA STATE LGIP	\$ 42,255,523.74	\$ 42,255,523.74	\$ -	17.21%		Not Rated
(CO DEPARTMENTS/TAXING DISTRICTS) WA STATE LGIP	\$ 189,638,495.05	\$ 189,638,495.05	\$ -	77.25%		Not Rated
SAVINGS	\$ -	\$ -	\$ -	0.00%		PDPC Approved
CERTIFICATE OF DEPOSIT	\$ -	\$ -	\$ -	0.00%		PDPC Approved
REGISTERED WARRANTS (INT RATE %)	\$ -	\$ -	\$ -	0.00%		Debt Policy Approved

<b>BENCHMARK: 90 Day T-Bill Rate</b>	<b>June 30, 2023</b>	<b>5.32%</b>
Savings		
State Pool Rate	June 30, 2023	5.21%
Market Rate Yield Agency/Treasury	June 30, 2023	1.13%

<b>HISTORIC LGIP POOL RATES</b>	2016-2017	0.26% - 1.28%
	2018-2019	1.28% - 2.20%
	2020-2021	1.72% - .08%
	2022-2023	.09% - 5.21%

<b>FEDERAL RESERVE RATES</b>	2021	.00% - .25%
	2022	.07% - 4.33%
	2023	4.33% - 5.08%

INVESTMENT INTEREST COLLECTIONS				
YEAR	BUDGETED		COLLECTED	DIFFERENCE
2018	\$ 300,000.00		\$ 670,553.69	\$ 370,553.69
2019	\$ 600,000.00		\$ 882,551.28	\$ 282,551.28
2020	\$ 800,000.00		\$ 436,545.18	\$ (363,454.82)
2021	\$ 500,000.00		\$ 124,051.45	\$ (375,948.55)
2022	\$ 250,000.00		\$ 733,774.76	\$ 483,774.76
2023	\$ 250,000.00		\$ 1,150,699.12	\$ 900,699.12

TREASURER'S BANKING COSTS				
YEAR	COLUMBIA/UMPQUA	BONY MELLON	YEAR PD	
12/1/2017 through 11/30/2018	\$ 13,248.39	\$ 1,981.00	2018	
12/1/2018 through 11/30/2019	\$ -	\$ 3,105.00	2019	
12/1/2019 through 11/30/2020	\$ -	\$ 2,595.00	2020	
12/1/2020 through 11/30/2021	\$ -	\$ 2,110.00	2021	
12/1/2021 through 11/30/2022	\$ -	\$ 3,168.00	2022	
12/1/2022 through 6/30/2023	\$ -	\$ 1,226.00	2023	

Treasurer keeps a compensating balance of approximately \$8 million with Umpqua Bank to offset banking fees

County Debt Recap

**As of May 27, 2021**

Remaining Non Voted Debt Capacity	\$	107,238,013.00
Voted Debt Capacity	\$	95,923,650.00
<b>Remaining Debt Capacity</b>	<b>\$</b>	<b>203,161,663.00</b>

**County Debt Outstanding as of 6/30/2023**      \$      **17,940,254.26**  
**See detailed report attached**

\* most debt payments have an interest payment June 1  
and a principle & interest payment on December 1

**Finance Committee Business**

**OLD BUSINESS:**

Project Funding Update- Loretta Swanson

Skokomish River Restoration -

Still in real estate acquisition phase. Possibility of construction summer of 2023 more likely 2024. Once construction is awarded a loan will be needed to make a lump sum payment for the local share of construction. Loan will be reimbursed through a grant. No additional update as of 6/30/2023.

Belfair Wastewater System -

Review cash flow projection - Update 6/30/2023 - Construction has started. See attached spreadsheet for current expenditures to date. Bid was \$4.23 million. \$1.5 million in ARPA funding will be used for the project, the remainder paid through the PWB Commerce Loan. See Pages 42-44

**NEW BUSINESS:**

None

Respectfully Submitted:

*Elisabeth (Lisa) Frazier*

---

Mason County Treasurer



Mason County Treasurer  
 Elisabeth (Lisa) Frazier  
 PO Box 429, 411 N 5th Street  
 Shelton, WA 98584  
 360-427-9670 ext 475

Financial Statement

June 2023

**001.000000.000.000 CURRENT EXPENSE FUND**

Beginning Cash Balance \$29,319,466.00

Tax Collections	\$130,257.83	
Accounts Receivable/Misc Receipts	\$3,025,126.76	
Transfers In	\$0.00	
<b>Total Revenue</b>		<b>\$3,155,384.59</b>
Accounts Payable/Warrants	\$3,173,435.83	
Transfers Out	\$0.00	
<b>Total Expense</b>		<b>\$3,173,435.83</b>

Ending Cash Balance \$29,301,414.76

Investment Activity

6/1/2023	Beginning Investments Balance	\$0.00
	Investments Acquired	\$0.00
	Investments Sold	\$0.00
6/30/2023	Ending Investments Balance	\$0.00

**Total Cash and Investments \$29,301,414.76**



Mason County Treasurer  
 Elisabeth (Lisa) Frazier  
 PO Box 429, 411 N 5th Street  
 Shelton, WA 98584  
 360-427-9670 ext 475

Financial Statement  
 June 2023

**800.000000.000.000 TREASURER'S DAILY CASH**

Beginning Cash Balance -\$29,129,613.48

Tax Collections	\$0.00	
Accounts Receivable/Misc Receipts	\$0.00	
Transfers In	\$9,794,067.04	✓
<b>Total Revenue</b>	<b>\$9,794,067.04</b>	

Accounts Payable/Warrants	\$0.00	✓
Transfers Out	\$9,513,325.90	
<b>Total Expense</b>	<b>\$9,513,325.90</b>	

Ending Cash Balance -\$28,848,872.34

**Investment Activity**

6/1/2023	Beginning Investments Balance	\$56,114,647.44	✓
	Investments Acquired	\$9,513,325.90	✓
	Investments Sold	\$9,794,067.04	✓
6/30/2023	Ending Investments Balance	\$55,833,906.30	

**Total Cash and Investments** **\$26,985,033.96**

12:02 PM

07/13/23

Accrual Basis

**Mason County Treasurer's Office**  
**MONTHLY INVESTMENT - TREASURER**  
**As of June 30, 2023**

<u>Date</u>	<u>Num</u>	<u>Name</u>	<u>Memo</u>	<u>Split</u>	<u>Amount</u>	<u>Balance</u>
<b>STATE POOL INVESTMENT LEDGER</b>						56,114,647.44 ✓
<b>800000010 - TDC - STATE POOL</b>						42,553,318.63
06/01/2023	WIRE	INVESTMENT AC...		Inv Deposit	4,500,000.00	47,053,318.63
06/02/2023	WIRE	INVESTMENT AC...		Inv Deposit	8,300.00	47,061,618.63
06/06/2023	WIRE	INVESTMENT AC...		Inv Deposit	1,200,000.00	48,261,618.63
06/08/2023	WIRE	INVESTMENT AC...		Inv Deposit	2,505.00	48,264,123.63
06/21/2023	WIRE	INVESTMENT AC...		Inv Deposit	36,252.90	48,300,376.53
06/30/2023	WIRE	INVESTMENT AC...		Inv Deposit	3,500,000.00	51,800,376.53
06/07/2023	WIRE	INVESTMENT LIQ...		Inv Withdrawl	-262,000.00	51,538,376.53
06/12/2023	WIRE	INVESTMENT LIQ...		Inv Withdrawl	-1,165,852.79	50,372,523.74
06/15/2023	WIRE	INVESTMENT LIQ...		Inv Withdrawl	-6,117,000.00	44,255,523.74
06/29/2023	WIRE	INVESTMENT LIQ...		Inv Withdrawl	-2,000,000.00	42,255,523.74
Total 800000010 - TDC - STATE POOL					-297,794.89	42,255,523.74
<b>800000030 - TDC - AGENCY BONDS</b>						13,561,328.81
06/15/2023	WIRE	INVESTMENT AC...	KINUTL CUSIP #495...	Inv Purchased	266,268.00	13,827,596.81
06/30/2023	WIRE	INVESTMENT LIQ...	US TREAS CUSIP #...	Inv Matured	-249,214.25	13,578,382.56
Total 800000030 - TDC - AGENCY BONDS					17,053.75	13,578,382.56
Total STATE POOL INVESTMENT LEDGER					-280,741.14	55,833,906.30
<b>TOTAL</b>					<b>-280,741.14</b>	<b>55,833,906.30</b> ✓

8



Investment Statement Balance Sheet

Date: 6/30/2023

BYN MELLON Custodian Statement Investments Held	Treasurer's Cash Sheet Custodial Investments	Difference	
\$ 13,578,382.56	\$ 13,578,382.56	\$ -	
		Difference:	Investment

Balanced by: HB



The Bank of New York Mellon Trust Company, N.A.

## Account Statement

Statement Period 06/01/2023 Through 06/30/2023

Account 232530 Base Currency = USD  
MASON COUNTY TREASURER

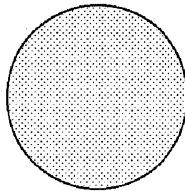
CLIENT SERVICE MANAGER:  
JACKSONVILLE, FL 32256

Go Paperless.  
Securely access your accounts online to view your statements. Ask your BNY Mellon contact how we can help you access your account balances and activity in real time, receive your reports, enter your own transactions or submit an audit confirmation online. Also be sure to ask how NEXEN(SM) Gateway, our new cloud-based ecosystem, can help you.

Visit us at [www.bnymellon.com](http://www.bnymellon.com)

## Account Overview

Percent of all Investments	Asset Classification	Market Value
100%	FIXED INCOME	13,046,576.14
100%	<b>TOTAL OF ALL INVESTMENTS</b>	<b>13,046,576.14</b>



## Summary of Assets Held by Asset Classification

Asset Classification	Market Value	Cost	Accrued Income	Estimated Annual Income	Market Yield
FIXED INCOME	13,046,576.14	13,578,382.56	38,795.40	147,519.50	1.13 %
<b>ACCOUNT TOTALS</b>	<b>13,046,576.14</b>	<b>13,578,382.56</b>	<b>38,795.40</b>	<b>147,519.50</b>	<b>1.13 %</b>

## Summary of Cash Transactions by Transaction Category

Transaction Category	Current Period		Year-to-Date	
	Income	Principal	Income	Principal
<b>OPENING BALANCE</b>	<b>30,033.17 -</b>	<b>30,033.17</b>	<b>26,087.78 -</b>	<b>26,087.78</b>
INTEREST	10,562.50	0.00	42,387.42	0.00
MUNICIPAL BOND INTEREST	3,395.25	0.00	8,483.25	0.00
SALES AND REDEMPTIONS	0.00	250,000.00	4,635.50	1,495,364.50
OTHER CASH ADDITIONS	0.00	269,838.67	0.00	2,886,570.21

Statement Period 06/01/2023 Through 06/30/2023  
 Account 232530 Base Currency = USD  
 MASON COUNTY TREASURER

**BNY MELLON**  
 The Bank of New York Mellon Trust Company, N.A.

**Summary of Cash Transactions by Transaction Category - Continued**

Transaction Category	Current Period			Year-to-Date		
	Income	Principal	Realized Gains/Losses	Income	Principal	Principal
OTHER CASH DISBURSEMENTS	13,957.75-	251,937.50 -	0.00	55,506.17 -	1,504,628.42 -	1,504,628.42 -
PURCHASES	1,633.17 -	266,268.00 -	0.00	5,578.56 -	2,871,727.73 -	2,871,727.73 -
<b>CLOSING BALANCE</b>	<b>31,666.34 -</b>	<b>31,666.34</b>	<b>785.75</b>	<b>31,666.34 -</b>	<b>31,666.34</b>	<b>31,666.34</b>

The above cash transactions summary is provided for information purposes only and may not reflect actual taxable income or deductible expenses as reportable under the Internal Revenue Code.



**BNY MELLON**

The Bank of New York Mellon Trust Company, N.A.

Statement Period 06/01/2023 Through 06/30/2023  
Account 232530 Base Currency = USD  
MASON COUNTY TREASURER

### Statement of Assets Held by Asset Classification

Shares/Par Value	Asset Description	Market Price	Market Value	Cost	Average Cost	Accrued Income	Estimated Income	Market Yield
250,000.000	FIXED INCOME FEDERAL FARM CREDIT BANKS FUNDING CORP CUSIP: 3133EM537 MATURITY DATE: 07/14/2023 RATE: 0.125% MOODY'S Aaa S&P AA+	99.82800	249,570.00	243,337.25	97.33490	144.97	312.50	0.13%
250,000.000	UNITED STATES TREASURY NOTE/BOND CUSIP: 91282CCU3 MATURITY DATE: 08/31/2023 RATE: 0.125%	99.18000	247,950.00	248,411.00	99.36440	104.45	312.50	0.13%
517,000.000	UNITED STATES TREASURY NOTE/BOND CUSIP: 91282CDA6 MATURITY DATE: 09/30/2023 RATE: 0.250% MOODY'S Aaa	98.78400	510,713.28	498,802.63	96.48020	324.89	1,292.50	0.25%
250,000.000	FEDERAL HOME LOAN MORTGAGE CORP CUSIP: 3137EAEY1 MATURITY DATE: 10/16/2023 RATE: 0.125% MOODY'S Aaa	98.46100	246,152.50	249,127.75	99.65110	65.10	312.50	0.13%
250,000.000	UNITED STATES TREASURY NOTE/BOND CUSIP: 91282CBA8 MATURITY DATE: 12/15/2023 RATE: 0.125% MOODY'S Aaa	97.72300	244,307.50	249,246.25	99.69850	13.66	312.50	0.13%
250,000.000	FEDERAL HOME LOAN BANKS CUSIP: 3130AQBY8 MATURITY DATE: 12/29/2023 RATE: 0.775% MOODY'S Aaa	97.66900	244,172.50	238,474.75	95.38990	10.76	1,937.50	0.79%
530,000.000	GRANT COUNTY PUBLIC UTILITY DISTRICT NO 2 PRIEST RAPIDS HYDROELECTRIC PROJECT CUSIP: 387883YG0 MATURITY DATE: 01/01/2024 RATE: 1.920% MOODY'S Aaa3 S&P AA	98.23600	520,650.80	519,347.00	97.99000	5,088.00	10,176.00	1.95%
250,000.000	FEDERAL FARM CREDIT BANKS FUNDING CORP CUSIP: 3133EMMN9 MATURITY DATE: 01/11/2024 RATE: 0.190% MOODY'S Aaa S&P AA+	97.16900	242,922.50	249,925.75	99.97030	224.31	475.00	0.20%
250,000.000	FEDERAL HOME LOAN BANKS CUSIP: 3130AFW94 MATURITY DATE: 02/13/2024 RATE: 2.500%	98.24900	245,622.50	249,191.50	99.67660	2,395.83	6,250.00	2.54%

12



**BNY MELLON**

The Bank of New York Mellon Trust Company, N.A.

Statement Period 06/01/2023 Through 06/30/2023  
Account 232530 Base Currency = USD  
MASON COUNTY TREASURER

**Statement of Assets Held by Asset Classification - Continued**

Shares/Par Value	Asset Description	Market Price	Market Value	Cost	Average Cost	Accrued Income	Estimated Income	Market Yield
250,000.000	MOODY'S Aaa S&P AA+ FEDERAL FARM CREDIT BANKS FUNDING CORP CUSIP: 3133EMBE1 MATURITY DATE: 03/28/2024 RATE: 0.300% MOODY'S Aaa S&P AA+	96.16000	240,400.00 ✓	250,000.00 ✓	100.00000	193.75	750.00	0.31%
250,000.000	FEDERAL FARM CREDIT BANKS FUNDING CORP CUSIP: 3133EMGF3 MATURITY DATE: 05/16/2024 RATE: 0.350% MOODY'S Aaa S&P AA+	95.56300	238,907.50 ✓	250,000.00 ✓	100.00000	109.38	875.00	0.37%
250,000.000	UNITED STATES TREASURY NOTE/BOND CUSIP: 91282CCG4 MATURITY DATE: 06/15/2024 RATE: 0.250% MOODY'S Aaa S&P AA+	95.21900	238,047.50 ✓	248,805.50 ✓	99.52220	27.32	625.00	0.26%
250,000.000	FEDERAL HOME LOAN MORTGAGE CORP CUSIP: 3134GXVX9 MATURITY DATE: 06/28/2024 RATE: 3.500% MOODY'S Aaa S&P AA+	97.79900	244,497.50 ✓	250,000.00 ✓	100.00000	72.92	8,750.00	3.58%
250,000.000	UNITED STATES TREASURY NOTE/BOND CUSIP: 91282CCL3 MATURITY DATE: 07/15/2024 RATE: 0.375% MOODY'S Aaa S&P AA+	94.95300	237,382.50 ✓	249,813.75 ✓	99.92550	432.49	937.50	0.39%
250,000.000	UNITED STATES TREASURY STRIP COUPON CUSIP: 912833LS7 MATURITY DATE: 08/15/2024 RATE: 0.000% FEDERAL HOME LOAN BANKS CUSIP: 3130AQRPO MATURITY DATE: 08/23/2024 RATE: 1.400% MOODY'S Aaa S&P AA+	94.43100	236,077.50 ✓	247,405.50 ✓	98.96220	0.00	0.00	0.00%
500,000.000	FEDERAL HOME LOAN BANKS CUSIP: 3130AQRPO MATURITY DATE: 08/23/2024 RATE: 1.400% MOODY'S Aaa S&P AA+	95.45100	477,255.00 ✓	500,000.00 ✓	100.00000	2,488.89	7,000.00	1.47%
547,000.000	FEDERAL FARM CREDIT BANKS FUNDING CORP CUSIP: 3133EMCNO MATURITY DATE: 10/15/2024 RATE: 0.400% MOODY'S Aaa S&P AA+	93.70800	512,582.76 ✓	513,655.43 ✓	93.90410	461.91	2,188.00	0.43%
250,000.000	FEDERAL FARM CREDIT BANKS FUNDING CORP CUSIP: 3133EK6J0 MATURITY DATE: 11/08/2024 RATE: 1.625%	95.11700	237,792.50 ✓	250,000.00 ✓	100.00000	598.09	4,062.50	1.71%

13



**BNY MELLON**

The Bank of New York Mellon Trust Company, N.A.

Statement Period 06/01/2023 Through 06/30/2023  
Account 232530 Base Currency = USD  
MASON COUNTY TREASURER

**Statement of Assets Held by Asset Classification - Continued**

Shares/Par Value	Asset Description	Market Price	Market Value	Cost	Average Cost	Accrued Income	Estimated Income	Market Yield
250,000.000	MOODY'S Aaa S&P AA+ FEDERAL FARM CREDIT BANKS FUNDING CORP CUSIP: 3133EMQQ8 MATURITY DATE: 11/12/2024 RATE: 0.3000% MOODY'S Aaa S&P AA+ PIERCE COUNTY SCHOOL DISTRICT NO 10 TACOMA CUSIP: 720424ZS2 MATURITY DATE: 12/01/2024 RATE: 0.693% MOODY'S Aaa S&P AA+ FEDERAL HOME LOAN MORTGAGE CORP CUSIP: 3134GXGY4 MATURITY DATE: 12/23/2024 RATE: 0.375% MOODY'S Aaa S&P AA+ FEDERAL HOME LOAN BANKS CUSIP: 3130AKMR4 MATURITY DATE: 01/15/2025 RATE: 0.330% MOODY'S Aaa S&P AA+ FEDERAL HOME LOAN BANKS CUSIP: 3130AUQ98 MATURITY DATE: 02/14/2025 RATE: 5.000% MOODY'S Aaa S&P AA+ FEDERAL HOME LOAN BANKS CUSIP: 3130AURS5 MATURITY DATE: 03/14/2025 RATE: 4.250% MOODY'S Aaa S&P AA+ UNITED STATES TREASURY NOTE/BOND CUSIP: 912828ZL7 MATURITY DATE: 04/30/2025 RATE: 0.375% MOODY'S Aaa FEDERAL HOME LOAN MORTGAGE CORP CUSIP: 3134GVYP7 MATURITY DATE: 05/27/2025 RATE: 0.500% MOODY'S Aaa FEDERAL HOME LOAN MORTGAGE CORP CUSIP: 3137EAEU9	93.27600	233,190.00	249,906.75	99.96270	102.08	750.00	0.32%
250,000.000	MOODY'S Aaa S&P AA+ PIERCE COUNTY SCHOOL DISTRICT NO 10 TACOMA CUSIP: 720424ZS2 MATURITY DATE: 12/01/2024 RATE: 0.693% MOODY'S Aaa S&P AA+ FEDERAL HOME LOAN MORTGAGE CORP CUSIP: 3134GXGY4 MATURITY DATE: 12/23/2024 RATE: 0.375% MOODY'S Aaa S&P AA+ FEDERAL HOME LOAN BANKS CUSIP: 3130AKMR4 MATURITY DATE: 01/15/2025 RATE: 0.330% MOODY'S Aaa S&P AA+ FEDERAL HOME LOAN BANKS CUSIP: 3130AUQ98 MATURITY DATE: 02/14/2025 RATE: 5.000% MOODY'S Aaa S&P AA+ FEDERAL HOME LOAN BANKS CUSIP: 3130AURS5 MATURITY DATE: 03/14/2025 RATE: 4.250% MOODY'S Aaa S&P AA+ UNITED STATES TREASURY NOTE/BOND CUSIP: 912828ZL7 MATURITY DATE: 04/30/2025 RATE: 0.375% MOODY'S Aaa FEDERAL HOME LOAN MORTGAGE CORP CUSIP: 3134GVYP7 MATURITY DATE: 05/27/2025 RATE: 0.500% MOODY'S Aaa FEDERAL HOME LOAN MORTGAGE CORP CUSIP: 3137EAEU9	93.78200	234,455.00	234,465.00	93.78600	144.38	1,732.50	0.74%
250,000.000	MOODY'S Aaa S&P AA+ FEDERAL HOME LOAN MORTGAGE CORP CUSIP: 3134GXGY4 MATURITY DATE: 12/23/2024 RATE: 0.375% MOODY'S Aaa S&P AA+ FEDERAL HOME LOAN BANKS CUSIP: 3130AKMR4 MATURITY DATE: 01/15/2025 RATE: 0.330% MOODY'S Aaa S&P AA+ FEDERAL HOME LOAN BANKS CUSIP: 3130AUQ98 MATURITY DATE: 02/14/2025 RATE: 5.000% MOODY'S Aaa S&P AA+ FEDERAL HOME LOAN BANKS CUSIP: 3130AURS5 MATURITY DATE: 03/14/2025 RATE: 4.250% MOODY'S Aaa S&P AA+ UNITED STATES TREASURY NOTE/BOND CUSIP: 912828ZL7 MATURITY DATE: 04/30/2025 RATE: 0.375% MOODY'S Aaa FEDERAL HOME LOAN MORTGAGE CORP CUSIP: 3134GVYP7 MATURITY DATE: 05/27/2025 RATE: 0.500% MOODY'S Aaa FEDERAL HOME LOAN MORTGAGE CORP CUSIP: 3137EAEU9	100.13480	250,337.00	250,337.00	100.13480	20.83	937.50	0.37%
250,000.000	MOODY'S Aaa S&P AA+ FEDERAL HOME LOAN BANKS CUSIP: 3130AKMR4 MATURITY DATE: 01/15/2025 RATE: 0.330% MOODY'S Aaa S&P AA+ FEDERAL HOME LOAN BANKS CUSIP: 3130AUQ98 MATURITY DATE: 02/14/2025 RATE: 5.000% MOODY'S Aaa S&P AA+ FEDERAL HOME LOAN BANKS CUSIP: 3130AURS5 MATURITY DATE: 03/14/2025 RATE: 4.250% MOODY'S Aaa S&P AA+ UNITED STATES TREASURY NOTE/BOND CUSIP: 912828ZL7 MATURITY DATE: 04/30/2025 RATE: 0.375% MOODY'S Aaa FEDERAL HOME LOAN MORTGAGE CORP CUSIP: 3134GVYP7 MATURITY DATE: 05/27/2025 RATE: 0.500% MOODY'S Aaa FEDERAL HOME LOAN MORTGAGE CORP CUSIP: 3137EAEU9	92.67500	231,687.50	250,000.00	100.00000	380.42	825.00	0.36%
250,000.000	MOODY'S Aaa S&P AA+ FEDERAL HOME LOAN BANKS CUSIP: 3130AUQ98 MATURITY DATE: 02/14/2025 RATE: 5.000% MOODY'S Aaa S&P AA+ FEDERAL HOME LOAN BANKS CUSIP: 3130AURS5 MATURITY DATE: 03/14/2025 RATE: 4.250% MOODY'S Aaa S&P AA+ UNITED STATES TREASURY NOTE/BOND CUSIP: 912828ZL7 MATURITY DATE: 04/30/2025 RATE: 0.375% MOODY'S Aaa FEDERAL HOME LOAN MORTGAGE CORP CUSIP: 3134GVYP7 MATURITY DATE: 05/27/2025 RATE: 0.500% MOODY'S Aaa FEDERAL HOME LOAN MORTGAGE CORP CUSIP: 3137EAEU9	98.94400	247,360.00	249,764.50	99.90580	4,756.94	12,500.00	5.05%
250,000.000	MOODY'S Aaa S&P AA+ FEDERAL HOME LOAN BANKS CUSIP: 3130AURS5 MATURITY DATE: 03/14/2025 RATE: 4.250% MOODY'S Aaa S&P AA+ UNITED STATES TREASURY NOTE/BOND CUSIP: 912828ZL7 MATURITY DATE: 04/30/2025 RATE: 0.375% MOODY'S Aaa FEDERAL HOME LOAN MORTGAGE CORP CUSIP: 3134GVYP7 MATURITY DATE: 05/27/2025 RATE: 0.500% MOODY'S Aaa FEDERAL HOME LOAN MORTGAGE CORP CUSIP: 3137EAEU9	98.55400	246,385.00	248,509.25	99.40370	4,397.57	10,625.00	4.31%
250,000.000	MOODY'S Aaa S&P AA+ UNITED STATES TREASURY NOTE/BOND CUSIP: 912828ZL7 MATURITY DATE: 04/30/2025 RATE: 0.375% MOODY'S Aaa FEDERAL HOME LOAN MORTGAGE CORP CUSIP: 3134GVYP7 MATURITY DATE: 05/27/2025 RATE: 0.500% MOODY'S Aaa FEDERAL HOME LOAN MORTGAGE CORP CUSIP: 3137EAEU9	91.99200	229,980.00	248,044.25	99.21770	157.95	937.50	0.41%
500,000.000	MOODY'S Aaa S&P AA+ FEDERAL HOME LOAN MORTGAGE CORP CUSIP: 3134GVYP7 MATURITY DATE: 05/27/2025 RATE: 0.500% MOODY'S Aaa FEDERAL HOME LOAN MORTGAGE CORP CUSIP: 3137EAEU9	91.75800	458,790.00	499,013.50	99.80270	236.11	2,500.00	0.54%
550,000.000	MOODY'S Aaa S&P AA+ FEDERAL HOME LOAN MORTGAGE CORP CUSIP: 3137EAEU9	91.22000	501,710.00	497,079.55	90.37810	916.67	2,062.50	0.41%



**BNY MELLON**

The Bank of New York Mellon Trust Company, N.A.

Statement Period 06/01/2023 Through 06/30/2023  
Account 232530 Base Currency = USD  
MASON COUNTY TREASURER

**Statement of Assets Held by Asset Classification - Continued**

Shares/Par Value	Asset Description	Market Price	Market Value	Cost	Average Cost	Accrued Income	Estimated Income	Market Yield
250,000.000	MATURITY DATE: 07/21/2025 RATE: 0.375% MOODY'S Aaa S&P AA+ FEDERAL NATIONAL MORTGAGE ASSOCIATION CUSIP: 3135G05X7 MATURITY DATE: 08/25/2025 RATE: 0.375% MOODY'S Aaa S&P AA+ FEDERAL HOME LOAN MORTGAGE CORP CUSIP: 3137EAEX3	90.97500	227,437.50	246,443.75	98.57750	328.13	937.50	0.41%
250,000.000	MATURITY DATE: 09/23/2025 RATE: 0.375% MOODY'S Aaa S&P AA+ PIERCE COUNTY SCHOOL DISTRICT NO 10 TACOMA CUSIP: 720424ZT0 MATURITY DATE: 12/01/2025 RATE: 0.843% MOODY'S Aaa S&P AA+ UNITED STATES TREASURY NOTE/BOND CUSIP: 91282CB04 MATURITY DATE: 12/31/2025 RATE: 0.375% MOODY'S Aaa FEDERAL FARM CREDIT BANKS FUNDING CORP CUSIP: 3133EMQX3	90.65000	543,900.00	545,472.00	90.91200	421.50	5,058.00	0.93%
250,000.000	MATURITY DATE: 02/17/2026 RATE: 0.590% MOODY'S Aaa S&P AA+ FEDERAL HOME LOAN BANKS CUSIP: 3130ALEY6 MATURITY DATE: 03/04/2026 RATE: 0.800% MOODY'S Aaa S&P AA+ UNITED STATES TREASURY STRIP COUPON CUSIP: 912833LZ1	89.15700	222,892.50	249,280.25	99.71210	650.00	2,000.00	0.90%
260,000.000	MATURITY DATE: 05/15/2026 RATE: 0.000% MOODY'S Aaa S&P AA+ FEDERAL HOME LOAN BANKS CUSIP: 3130AMM41 MATURITY DATE: 06/16/2026 RATE: 1.000% MOODY'S Aaa S&P AA+	87.99800	228,794.80	250,182.00	96.22385	0.00	0.00	0.00%
500,000.000		89.75700	448,785.00	500,000.00	100.00000	208.33	5,000.00	1.11%

5



The Bank of New York Mellon Trust Company, N.A.

Statement Period 06/01/2023 Through 06/30/2023  
 Account 232530 Base Currency = USD  
 MASON COUNTY TREASURER

**Statement of Assets Held by Asset Classification - Continued**

Shares/Par Value	Asset Description	Market Price	Market Value	Cost	Average Cost	Accrued Income	Estimated Income	Market Yield
300,000.000	UNITED STATES TREASURY NOTE/BOND CUSIP: 91282CCJ8 MATURITY DATE: 06/30/2026 RATE: 0.875% MOODY'S Aaa	90.07800	270,234.00 ✓	269,024.70 ✓	89.67490	7.13	2,625.00	0.97%
500,000.000	FEDERAL HOME LOAN BANKS CUSIP: 3130ANELO MATURITY DATE: 08/12/2026 RATE: 1.000% MOODY'S Aaa S&P AA+	89.46800	447,340.00 ✓	495,407.50 ✓	99.08150	1,930.56	5,000.00	1.12%
250,000.000	UNITED STATES TREASURY NOTE/BOND CUSIP: 91282CCZ2 MATURITY DATE: 09/30/2026 RATE: 0.875% MOODY'S Aaa	89.44500	223,612.50 ✓	248,490.00 ✓	99.39600	549.86	2,187.50	0.98%
500,000.000	FEDERAL FARM CREDIT BANKS FUNDING CORP CUSIP: 3133ENDC1 MATURITY DATE: 11/03/2026 RATE: 1.330% MOODY'S Aaa S&P AA+	90.14200	450,710.00 ✓	500,000.00 ✓	100.00000	1,071.39	6,650.00	1.48%
250,000.000	FEDERAL NATIONAL MORTGAGE ASSOCIATION CUSIP: 3135G06L2 MATURITY DATE: 12/18/2026 RATE: 0.875% MOODY'S Aaa S&P AA+	87.69500	219,237.50 ✓	226,911.75 ✓	90.76470	78.99	2,187.50	1.00%
550,000.000	FEDERAL FARM CREDIT BANKS FUNDING CORP CUSIP: 3133EPEE1 MATURITY DATE: 03/29/2027 RATE: 4.000% MOODY'S Aaa S&P AA+	98.30100	540,655.50 ✓	550,979.00 ✓	100.17800	5,622.22	22,000.00	4.07%
250,000.000	FEDERAL HOME LOAN BANKS CUSIP: 3130ARJIM4 MATURITY DATE: 04/21/2027 RATE: 3.000% MOODY'S Aaa S&P AA+	94.39700	235,992.50 ✓	250,000.00 ✓	100.00000	1,458.33	7,500.00	3.18%
300,000.000	COUNTY OF KING WA SEWER REVENUE CUSIP: 495290DQ8 MATURITY DATE: 07/01/2027 RATE: 1.195% MOODY'S Aa1 S&P AA+	87.29100	261,873.00 ✓	266,268.00 ✓	88.75600	1,792.50	3,585.00	1.37%
<b>Total FIXED INCOME</b>			<b>13,046,576.14</b>	<b>13,578,382.56</b>		<b>38,795.40</b>	<b>147,519.50</b>	<b>1.13%</b>
<b>ACCOUNT TOTALS</b>			<b>13,046,576.14</b>	<b>13,578,382.56</b>		<b>38,795.40</b>	<b>147,519.50</b>	<b>1.13%</b>





**BNY MELLON**

The Bank of New York Mellon Trust Company, N.A.

Statement Period 06/01/2023 Through 06/30/2023  
Account 232530 Base Currency = USD  
MASON COUNTY TREASURER

### Statement of Assets Held by Asset Classification - Continued

Shares/Par Value	Asset Description	Market Price	Market Value	Cost	Average Cost	Accrued Income	Estimated Income	Market Yield
------------------	-------------------	--------------	--------------	------	--------------	----------------	------------------	--------------

Total Market Value Plus Total Accrued Income 13,085,371.54

### Statement of Transactions by Transaction Date

Transaction Date	Transaction Description	Income	Principal	Cost	Realized Gains/Losses
06/01/23	ACCOUNT OPENING PERIOD BALANCE	30,033.17-	30,033.17	13,561,328.81	
06/01/23	Interest PIERCE COUNTY SCHOOL DISTRICT NO 10 TACOMA RATE: 0.693% MATURITY: 12/01/24 TRADE DATE 06/01/23 SET/DATE 06/01/23 CUSIP 720424ZS2 250,000.000 SHARES	866.25	0.00	0.00	0.00
06/01/23	Interest PIERCE COUNTY SCHOOL DISTRICT NO 10 TACOMA RATE: 0.843% MATURITY: 12/01/25 TRADE DATE 06/01/23 SET/DATE 06/01/23 CUSIP 720424ZT0 600,000.000 SHARES	2,529.00	0.00	0.00	0.00
06/01/23	Cash Debit BNF: MASON COUNTY TREASURER NOTPROVIDED DETAIL: NET ACTIVITY OF 06.01.23 CREDIT MAS OF A/C WITH: UMPQUA BAN K 97258,OR,US	3,395.25-	0.00	0.00	0.00
06/01/23	ACCOUNT CLOSING DAILY BALANCE	30,033.17-	30,033.17	13,561,328.81	0.00
06/15/23	Purchase COUNTY OF KING WA SEWER REVENUE RATE: 1.195% MATURITY: 07/01/27 TRADE DATE 06/13/23 SET/DATE 06/15/23 CUSIP 495290DQ8 300,000.000 SHARES	1,633.17-	266,268.00-	266,268.00	0.00
06/15/23	Interest UNITED STATES TREASURY NOTE/BOND RATE: 0.125% MATURITY: 12/15/23 TRADE DATE 06/15/23 SET/DATE 06/15/23 CUSIP 91282CBA8 250,000.000 SHARES	156.25	0.00	0.00	0.00
06/15/23	Interest 250,000.000 SHARES	312.50	0.00	0.00	0.00

**BNY MELLON**

The Bank of New York Mellon Trust Company, N.A.

Statement Period 06/01/2023 Through 06/30/2023  
 Account 232530 Base Currency = USD  
 MASON COUNTY TREASURER

**Statement of Transactions by Transaction Date - Continued**

Transaction Date	Transaction Description	Income	Principal	Cost	Realized Gains/Losses
06/15/23	UNITED STATES TREASURY NOTE/BOND RATE: 0.250% MATURITY: 06/15/24 TRADE DATE 06/15/23 SET/DATE 06/15/23 CUSIP 91282CCG4 250,000,000 SHARES Cash Credit ORD CUST: 7000799739 MASON COUNTY TREASURER 411 N 5TH BLDG 1 ORD INST: UMPQUA BANK 445 S.E. MAIN STREET DETAIL: MASON COUNTY TREASURER ATTN: LAURENANK DETAIL: /BNF/MASON COUNTY TREASURER ATTN: LAUREN DEHNER BNY DETAIL: CUST RRN - O/B UMPQUA BANK IMA:20230615MMQFMPGD000147 FTS:FDZF306151446300 Cash Debit BNF: MASON COUNTY TREASURER NOTPROVIDED DETAIL: NET ACTIVITY OF 06.15.23 CREDIT MAS DETAIL: ON COUNTY TREASURER NET ACTIVITY OF A/C WITH: UMPQUA BAN K.97258,OR,US	0.00	267,901.17	0.00	0.00
06/15/23	ACCOUNT CLOSING DAILY BALANCE Interest FEDERAL HOME LOAN BANKS RATE: 1.000% MATURITY: 06/16/26 TRADE DATE 06/16/23 SET/DATE 06/16/23 CUSIP 3130AMM41 500,000,000 SHARES Cash Debit BNF: MASON COUNTY TREASURER NOTPROVIDED DETAIL: NET ACTIVITY OF 06.16.23 CREDIT MAS DETAIL: ON COUNTY TREASURER NET ACTIVITY OF A/C WITH: UMPQUA BAN K.97258,OR,US	468.75-	0.00	0.00	0.00
06/15/23	ACCOUNT CLOSING DAILY BALANCE Interest FEDERAL NATIONAL MORTGAGE ASSOCIATION RATE: 0.875% MATURITY: 12/18/26 TRADE DATE 06/18/23 SET/DATE 06/18/23	31,666.34-	31,666.34	13,827,596.81	0.00
06/16/23	ACCOUNT CLOSING DAILY BALANCE Interest FEDERAL NATIONAL MORTGAGE ASSOCIATION RATE: 0.875% MATURITY: 12/18/26 TRADE DATE 06/18/23 SET/DATE 06/18/23	2,500.00	0.00	0.00	0.00
06/16/23	ACCOUNT CLOSING DAILY BALANCE Interest FEDERAL NATIONAL MORTGAGE ASSOCIATION RATE: 0.875% MATURITY: 12/18/26 TRADE DATE 06/18/23 SET/DATE 06/18/23	2,500.00-	0.00	0.00	0.00
06/16/23	ACCOUNT CLOSING DAILY BALANCE Interest FEDERAL NATIONAL MORTGAGE ASSOCIATION RATE: 0.875% MATURITY: 12/18/26 TRADE DATE 06/18/23 SET/DATE 06/18/23	31,666.34-	31,666.34	13,827,596.81	0.00
06/20/23	ACCOUNT CLOSING DAILY BALANCE Interest FEDERAL NATIONAL MORTGAGE ASSOCIATION RATE: 0.875% MATURITY: 12/18/26 TRADE DATE 06/18/23 SET/DATE 06/18/23	1,093.75	0.00	0.00	0.00



**BNY MELLON**

The Bank of New York Mellon Trust Company, N.A.

Statement Period 06/01/2023 Through 06/30/2023  
Account 232530 Base Currency = USD  
MASON COUNTY TREASURER

**Statement of Transactions by Transaction Date - Continued**

Transaction Date	Transaction Description	Income	Principal	Cost	Realized Gains/Losses
06/20/23	CUSIP 3135G06L2 250,000.000 SHARES Cash Debit BNF: MASON COUNTY TREASURER NOTPROVIDED DETAIL: NET ACTIVITY OF 06.20.23 CREDIT MAS DETAIL: ON COUNTY TREASURER NET ACTIVITY OF A/C WITH: UMPQUA BAN K 97258,OR,US	1,093.75-	0.00	0.00	0.00
06/20/23	<b>ACCOUNT CLOSING DAILY BALANCE</b>	<b>31,666.34-</b>	<b>31,666.34</b>	<b>13,827,596.81</b>	<b>0.00</b>
06/23/23	Interest FEDERAL HOME LOAN MORTGAGE CORP RATE: 0.375% MATURITY: 12/23/24 TRADE DATE 06/23/23 SET/DATE 06/23/23 CUSIP 3134GXGY4 250,000.000 SHARES Cash Debit BNF: MASON COUNTY TREASURER NOTPROVIDED DETAIL: NET ACTIVITY OF 06.23.23 CREDIT MAS DETAIL: ON COUNTY TREASURER NET ACTIVITY OF A/C WITH: UMPQUA BAN K 97258,OR,US	468.75	0.00	0.00	0.00
06/23/23	<b>ACCOUNT CLOSING DAILY BALANCE</b>	<b>31,666.34-</b>	<b>31,666.34</b>	<b>13,827,596.81</b>	<b>0.00</b>
06/28/23	Interest FEDERAL HOME LOAN MORTGAGE CORP RATE: 3.500% MATURITY: 06/28/24 TRADE DATE 06/28/23 SET/DATE 06/28/23 CUSIP 3134GXVX9 250,000.000 SHARES Cash Debit BNF: MASON COUNTY TREASURER NOTPROVIDED DETAIL: NET ACTIVITY OF 06.28.23 CREDIT MAS DETAIL: ON COUNTY TREASURER NET ACTIVITY OF A/C WITH: UMPQUA BAN K 97258,OR,US	3,125.00	0.00	0.00	0.00
06/28/23	<b>ACCOUNT CLOSING DAILY BALANCE</b>	<b>31,666.34-</b>	<b>31,666.34</b>	<b>13,827,596.81</b>	<b>0.00</b>
06/29/23	Interest FEDERAL HOME LOAN BANKS	968.75	0.00	0.00	0.00

19



**BNY MELLON**

The Bank of New York Mellon Trust Company, N.A.

Statement Period 06/01/2023 Through 06/30/2023  
Account 232530 Base Currency = USD  
MASON COUNTY TREASURER

**Statement of Transactions by Transaction Date - Continued**

Transaction Date	Transaction Description	Income	Principal	Cost	Realized Gains/Losses
06/29/23	RATE: 0.775% MATURITY: 12/29/23 TRADE DATE 06/29/23 SET/DATE 06/29/23 CUSIP 3130AQB8 250,000.000 SHARES Cash Debit BNF: MASON COUNTY TREASURER NOTPROVIDED DETAIL: NET ACTIVITY OF 06.29.23 CREDIT MAS DETAIL: ON COUNTY TREASURER NET ACTIVITY OF A/C WITH: UMPQUA BAN K 97258,OR,US	968.75-	0.00	0.00	0.00
06/29/23	<b>ACCOUNT CLOSING DAILY BALANCE</b>	31,666.34-	31,666.34	13,827,596.81	0.00
06/30/23	Redemption UNITED STATES TREASURY NOTE/BOND RATE: 0.125% MATURITY: 06/30/23 TRADE DATE 06/30/23 SET/DATE 06/30/23 CUSIP 91282CCK5 250,000.000 SHARES Interest	0.00	250,000.00	249,214.25-	785.75
06/30/23	UNITED STATES TREASURY NOTE/BOND RATE: 0.375% MATURITY: 12/31/25 TRADE DATE 06/30/23 SET/DATE 06/30/23 CUSIP 91282CBC4 250,000.000 SHARES Interest	468.75	0.00	0.00	0.00
06/30/23	UNITED STATES TREASURY NOTE/BOND RATE: 0.875% MATURITY: 06/30/26 TRADE DATE 06/30/23 SET/DATE 06/30/23 CUSIP 91282CCJ8 300,000.000 SHARES Interest	1,312.50	0.00	0.00	0.00
06/30/23	UNITED STATES TREASURY NOTE/BOND RATE: 0.125% MATURITY: 06/30/23 TRADE DATE 06/30/23 SET/DATE 06/30/23 CUSIP 91282CCK5 250,000.000 SHARES Cash Credit DR PARTY: MASON COUNTY TREASURER DETAIL: /BNF/ TO P TRANSFER REL REF: CWP-1814306	0.00	1,937.50	0.00	0.00
06/30/23	Cash Debit CR PARTY: MASON COUNTY TREASURER DETAIL: /BNF/ TO P TRANSFER REL REF: TRF Cash Debit BNF: MASON COUNTY TREASURER NOTPROVIDED	1,937.50-	0.00	0.00	0.00
06/30/23		0.00	251,937.50-	0.00	0.00



**BNY MELLON**

The Bank of New York Mellon Trust Company, N.A.

Statement Period 06/01/2023 Through 06/30/2023  
Account 232530 Base Currency = USD  
MASON COUNTY TREASURER

### Statement of Transactions by Transaction Date - Continued

Transaction Date	Transaction Description	Income	Principal	Cost	Realized Gains/Losses
06/30/23	DETAIL: NET ACTIVITY OF 06.30.23 CREDIT MAS DETAIL: ON COUNTY TREASURER NET ACTIVITY OF A/C WITH: UMPQUA BAN K 97258,OR,US ACCOUNT CLOSING DAILY BALANCE	31,666.34-	31,666.34	13,578,382.56	785.75
06/30/23	ACCOUNT CLOSING PERIOD BALANCE	31,666.34-	31,666.34	13,578,382.56	785.75

Cumulative realized capital gain and loss position from 12/31/2022 for securities held in principal of account:

Short Term: 9,646.00 \* Long Term: 785.75 \*

\* The above gain and loss position does not include transactions where tax cost information is incomplete or unavailable.

21

Cash and securities set forth on this Account Statement are held by The Bank of New York Mellon, an affiliate of The Bank of New York Mellon Trust Company, N.A. In addition, The Bank of New York Mellon Trust Company, N.A. may utilize subsidiaries and affiliates to provide services and certain products to the Account. Subsidiaries and affiliates may be compensated for their services and products. The value of securities set forth on this Account Statement are obtained by The Bank of New York Mellon Trust Company, N.A., from its affiliate, The Bank of New York Mellon which determines such values for Corporate Trust on the basis of market prices and information obtained by The Bank of New York Mellon from unaffiliated third parties (including independent pricing vendors) ("third party pricing services"). The Bank of New York Mellon has not verified such market values or information and makes no assurances as to the accuracy or correctness of such market values or information or that the market values set forth on this Account Statement reflect the value of the securities that can be realized upon the sale of such securities. In addition, the market values for the securities set forth in this Account Statement may differ from the market prices and information for the same securities used by other business units of The Bank of New York Mellon Trust Company, N.A., The Bank of New York Mellon or their respective subsidiaries or affiliates based upon market prices and information received from other third party pricing services utilized by such other business units. Corporate Trust does not compare its market values with those used by, or reconcile different market values used by, other business units of The Bank of New York Mellon Trust Company, N.A., The Bank of New York Mellon or their respective subsidiaries or affiliates. Neither The Bank of New York Mellon nor The Bank of New York Mellon shall be liable for any loss, damage or expense incurred as a result of or arising from or related to the market values or information provided by third party pricing services or the differences in market prices or information provided by other third party pricing services.

12:02 PM

07/05/23

Accrual Basis

Mason County Treasurer's Office  
Account QuickReport  
As of June 30, 2023

Type	Date	Num	Name	Memo	Split	Amount	Balance
<b>STATE POOL INVESTMENT LEDGER</b>							13,561,328.81
<b>800000030 - TDC - AGENCY BONDS</b>							13,561,328.81
General Journal	06/15/2023	WIRE	INVESTMENT ACQ...	KINUTL CUSI...	Inv Purchased	266,268.00	13,827,596.81
General Journal	06/30/2023	WIRE	INVESTMENT LIQUI...	US TREAS C...	Inv Matured	-249,214.25	13,578,382.56
Total 800000030 - TDC - AGENCY BONDS						17,053.75	13,578,382.56
Total STATE POOL INVESTMENT LEDGER						17,053.75	13,578,382.56
<b>TOTAL</b>						<b>17,053.75</b>	<b>13,578,382.56</b>

**Investment Statement Balance Sheet**

**Date: 6/30/2023**

**Local Government Investment**

<b>Pool (LGIP) Statement</b>	<b>Investments</b>	<b>Treasurer's Cash Sheet</b>	<b>LGIP Investments</b>	<b>Difference</b>
\$	232,898,189.85	\$	231,894,018.79	\$ (1,004,171.06)

**Difference:  
June Investment Interest Earned**

**Balanced by: HB**

**Local Government Investment Pool**  
**Statement of Account for No: 10230**  
**Primary Account**  
**June 2023**

LISA FRAZIER  
MASON COUNTY  
PO BOX 429  
SHELTON, WA 98584-8584

42,255,523.74  
+189,638,495.05  
=231,894,018.79

Date	Description	Comment	Deposits	Withdrawals	Balance
06/01/2023	Beginning Balance				234,437,588.48
06/01/2023	Deposit		3,995,652.12		238,433,240.60
06/05/2023	Withdrawal			1,098,665.43	237,334,575.17
06/06/2023	Deposit		1,840,401.53		239,174,976.70
06/07/2023	Withdrawal			441,173.15	238,733,803.55
06/15/2023	Withdrawal			6,689,865.82	232,043,937.73
06/29/2023	Withdrawal			2,875,450.00	229,168,487.73
06/30/2023	Deposit		2,725,531.06		231,894,018.79
06/30/2023	Month End Balance				231,894,018.79
	June Earnings	Daily Factor Earnings	1,004,171.06		
	Net Ending Balance				232,898,189.85

**Account Summary**

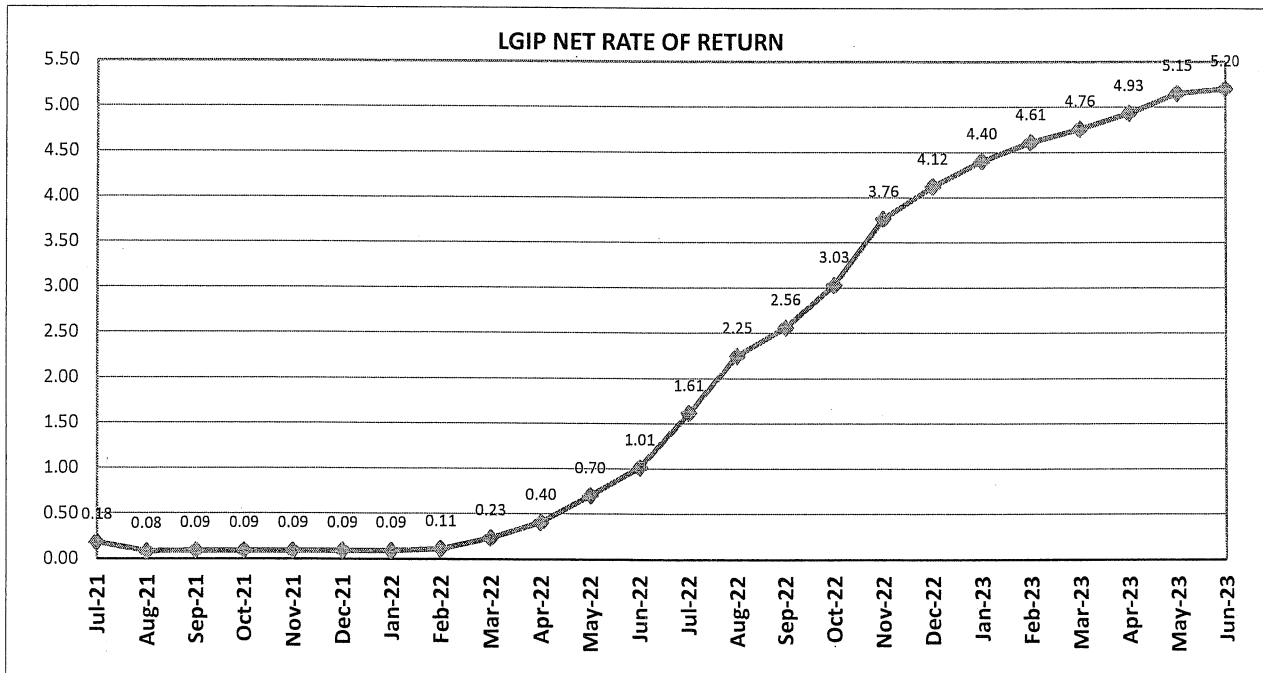
<b>Beginning Balance:</b>	234,437,588.48	<b>Gross Earnings:</b>	1,004,779.95
<b>Deposits:</b>	8,561,584.71	<b>Administrative Fee:</b>	608.89
<b>Withdrawals:</b>	11,105,154.40	<b>Net Earnings:</b>	1,004,171.06
<b>Month End Balance:</b>	231,894,018.79		
<b>Administrative Fee Rate:</b>	0.0032 %	<b>Net Ending Balance:</b>	232,898,189.85
<b>Gross Earnings Rate:</b>	5.2022 %		
<b>Net Earnings Rate:</b>	5.1991 %	<b>Average Daily Balance:</b>	234,993,019.25



**WASHINGTON STATE  
LOCAL GOVERNMENT INVESTMENT POOL  
June 30, 2023**

Investment Type	Average Balance	Jun-23	Average Balance	2023
	<u>Jun-23</u>	<u>Percentage</u>	<u>CY 2023</u>	<u>Percentage</u>
Agency Bullets	0.00	0.00%	0.00	0.00%
Agency Discount Notes	1,395,486,118.88	6.16%	1,766,142,199.30	8.31%
Agency Floating Rate Notes	4,352,873,112.79	19.22%	4,485,461,654.70	21.11%
Agency Variable Rate Notes	0.00	0.00%	0.00	0.00%
Certificates of Deposit	146,666,666.67	0.65%	93,282,458.56	0.44%
IB Bank Deposit	4,017,151,121.54	17.74%	3,603,262,849.07	16.96%
Repurchase Agreements	2,030,833,333.33	8.97%	4,055,088,397.75	19.09%
SOFR Floating Rate Notes	0.00	0.00%	0.00	0.00%
Supras - Bullets	0.00	0.00%	0.00	0.00%
Supras - Discount Notes	393,673,472.22	1.74%	516,883,985.11	2.43%
Supras- Floating Rate Notes	0.00	0.00%	0.00	0.00%
Supras - Variables	0.00	0.00%	0.00	0.00%
Term Repurchase Agreements	0.00	0.00%	241,988,950.28	1.14%
U.S. Treasury Securities	9,501,170,303.93	41.95%	5,630,249,599.00	26.50%
US Treasury Floating Rate Notes	811,540,086.87	3.58%	854,537,578.36	4.02%
<b>Total Avg Daily Balance</b>	<b>22,649,394,216.24</b>	<b>100.00%</b>	<b>21,246,897,672.13</b>	<b>100.00%</b>

Avg Days to Maturity                      34 days



Rates are calculated on a 365-day basis

**WASHINGTON STATE  
LOCAL GOVERNMENT INVESTMENT POOL**

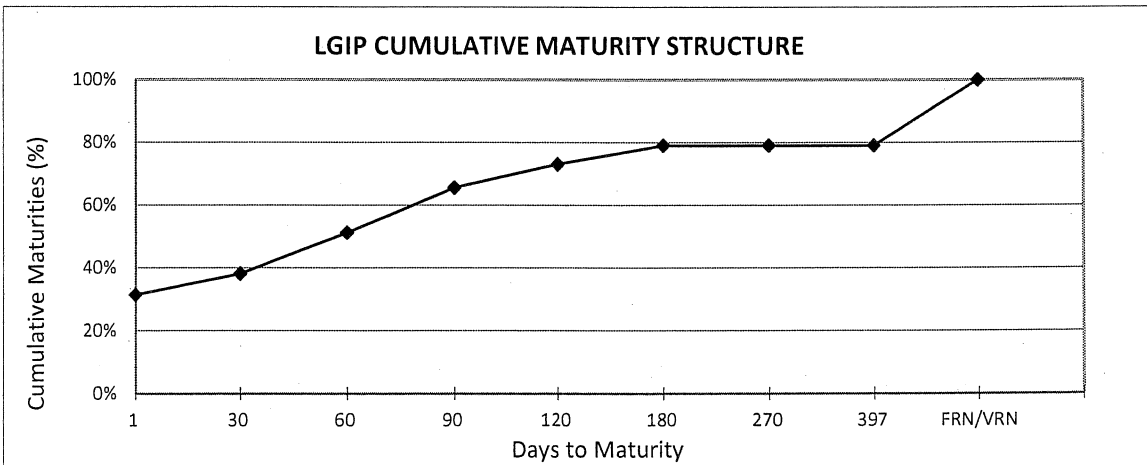
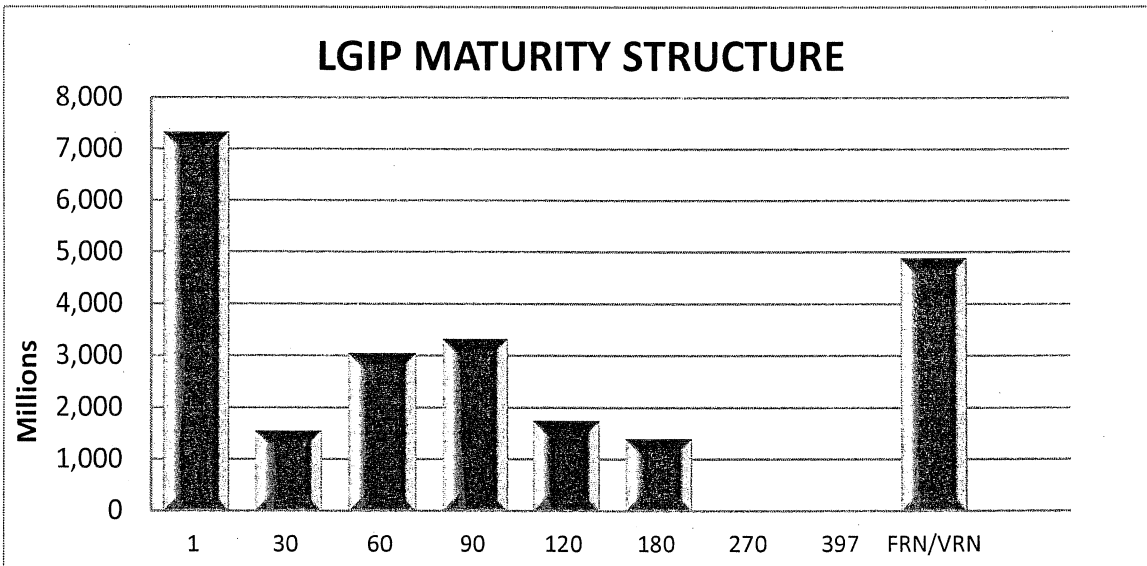
June 30, 2023

<u>DAYS TO MATURITY</u>	<u>\$ MATURING (PAR VALUE)*</u>	<u>% MATURING</u>	<u>CUMULATIVE % MATURING</u>
1	7,326.06	31.4%	31.4%
2-30	1,560.98	6.7%	38.1%
31-60	3,050.00	13.1%	51.2%
61-90	3,326.70	14.3%	65.5%
91-120	1,750.00	7.5%	73.0%
121-180	1,400.83	6.0%	79.0%
181-270	10.00	0.0%	79.0%
271-397	5.00	0.0%	79.1%
FRN/VRN	4,882.00	20.9%	100.0%

**PORTFOLIO TOTAL:**

23,311.57

\* Amounts in millions of dollars



Mason County, WA

Investment Activity LGIP Effective Date From: 6/1/2023 to 6/30/2023

Fund Code	Account Name	Account Description	Beginning Balance	Investments Acquired	Investments Liquidated	Ending Balance
103-000000-000-000	RURAL SALES & USE TAX FUND	CASH IN INVESTMENTS	2,085,310.00	0.00	360,450.00	1,724,860.00
104-000000-000-000	AUDITOR'S O&M FUND	CASH IN INVESTMENTS	350,000.00	0.00	0.00	350,000.00
105-000000-000-000	COUNTY ROAD	CASH IN INVESTMENTS	14,762,000.00	0.00	300,000.00	14,462,000.00
106-000000-000-000	PATHS & TRAILS RESERVE	CASH IN INVESTMENTS	165,000.00	0.00	0.00	165,000.00
109-000000-000-000	ELECTION EQUIPMENT HOLDING FND	CASH IN INVESTMENTS	245,000.00	0.00	0.00	245,000.00
117-000000-000-000	COMMUNITY SUPPORT SERVICES	CASH IN INVESTMENTS	1,521,000.00	0.00	106,000.00	1,415,000.00
118-000000-000-000	ABATEMENT/REPAIR/DEMOLITION	CASH IN INVESTMENTS	284,381.00	0.00	0.00	284,381.00
120-000000-000-000	REET ELECTRONIC TECHNOLOGY	CASH IN INVESTMENTS	86,486.00	1,000.00	0.00	87,486.00
150-000000-000-000	PUBLIC HEALTH FUND	CASH IN INVESTMENTS	2,205,000.00	42,000.00	0.00	2,247,000.00
155-000000-000-000	MASON COUNTY	CASH IN INVESTMENTS	7,018,000.00	0.00	133,000.00	6,885,000.00
163-000000-000-000	LODGING TAX (HOTEL/MOTEL)	CASH IN INVESTMENTS	1,285,000.00	0.00	0.00	1,285,000.00
164-000000-000-000	MENTAL HEALTH	CASH IN INVESTMENTS	2,212,000.00	45,000.00	0.00	2,257,000.00
180-000000-000-000	TREASURER'S M&O FUND	CASH IN INVESTMENTS	203,308.51	0.00	7,000.00	196,308.51
190-000000-000-000	VETERAN'S ASSISTANCE FUND	CASH IN INVESTMENTS	244,650.00	250.00	13,055.00	231,845.00
194-000000-000-000	MASON LAKE AQUATIC WEEDS MGMT	CASH IN INVESTMENTS	91,061.00	500.00	0.00	91,561.00
195-000000-000-000	MASON COUNTY	CASH IN INVESTMENTS	16,701.00	0.00	0.00	16,701.00
199-000000-000-000	ISLAND LAKE MGMT DISTRICT #1	CASH IN INVESTMENTS	25,962.00	0.00	0.00	25,962.00
205-000000-000-000	PUBLIC WKS FACILITY BOND '07	CASH IN INVESTMENTS	85,383.00	15,000.00	0.00	100,383.00
215-000000-000-000	MASON CTY LTGO 2013 BOND	CASH IN INVESTMENTS - POOL	147,464.00	2,000.00	0.00	149,464.00
250-000000-000-000	MC 2008 LTGO BOND FUND	CASH IN INVESTMENTS	278,718.00	0.00	0.00	278,718.00
350-000000-000-000	REET 1 CAPITAL IMPROVEMENTS	CASH IN INVESTMENTS	2,299,156.00	130,000.00	900,000.00	1,529,156.00
351-000000-000-000	REET 2 CAPITAL IMPROVEMENTS	CASH IN INVESTMENTS	5,228,658.00	40,000.00	0.00	5,268,658.00
402-000000-000-000	MASON COUNTY LANDFILL	CASH IN INVESTMENTS	2,847,000.00	78,000.00	0.00	2,925,000.00
403-000000-000-000	N.BAY/CASE INLET UTILITY	CASH IN INVESTMENTS	2,280,839.00	18,000.00	0.00	2,298,839.00
411-000000-000-000	RUSTLEWOOD SEWER & WATER	CASH IN INVESTMENTS	45,000.00	0.00	0.00	45,000.00
412-000000-000-000	BEARDS COVE WATER	CASH IN INVESTMENTS	595,000.00	0.00	0.00	595,000.00
413-000000-000-000	BELFAIR WW & WATER RECLAMATION	CASH IN INVESTMENTS	2,470,890.98	450,000.00	0.00	2,920,890.98
428-000000-000-000	CUM RESERVE LANDFILL	CASH IN INVESTMENTS	442,023.90	0.00	1,430.00	440,593.90
501-000000-000-000	EQUIPMENT RENTAL & REVOLVING	CASH IN INVESTMENTS	4,715,000.00	53,000.00	0.00	4,768,000.00
662-001010-000-000	CEMETERY DISTRICT #1	CASH IN INVESTMENTS	92,000.00	0.00	0.00	92,000.00
665-003010-000-000	FIRE DISTRICT #3 EXPENSE FUND	CASH IN INVESTMENTS	3,000.00	0.00	0.00	3,000.00
665-003020-000-000	FIRE DISTRICT #3 RESERVE FUND	CASH IN INVESTMENTS	147,850.54	0.00	0.00	147,850.54
665-003040-000-000	FIRE DISTRICT #3 EMS FUND	CASH IN INVESTMENTS	253,439.91	0.00	0.00	253,439.91
665-004020-000-000	FIRE DISTRICT #4 RESERVE FUND	CASH IN INVESTMENTS	461.92	0.00	0.00	461.92
665-006020-000-000	FIRE DISTRICT #6 RESERVE FUND	CASH IN INVESTMENTS	125,419.63	0.00	0.00	125,419.63
665-010010-000-000	FIRE DISTRICT #10 EXPENSE	CASH IN INVESTMENTS	2,560,823.52	600,000.00	0.00	3,160,823.52
665-010030-000-000	FIRE DISTRICT #10 CONSTR FUND	CASH IN INVESTMENTS	29,886.97	0.00	0.00	29,886.97
665-012010-000-000	FIRE DISTRICT #12 EXPENSE FUND	CASH IN INVESTMENTS	3,000.00	0.00	0.00	3,000.00
665-012020-000-000	FIRE DISTRICT #12 RESERVE FUND	CASH IN INVESTMENTS	18,726.64	0.00	0.00	18,726.64

Mason County, WA

Investment Activity LGIP Effective Date From: 6/1/2023 to 6/30/2023

665-012040-000-000	FIRE DISTRICT #12 EMS FUND	CASH IN INVESTMENTS	9,765.38	0.00	0.00	9,765.38
665-012060-000-000	FIRE DISTRICT #12 BOND FUND	CASH IN INVESTMENTS	3,301.67	0.00	0.00	3,301.67
665-013020-000-000	FIRE DISTRICT #13 RESERVE FUND	CASH IN INVESTMENTS	2,131.03	0.00	0.00	2,131.03
665-016010-000-000	FIRE DISTRICT #16 EXPENSE FUND	CASH IN INVESTMENTS	5,248.67	0.00	0.00	5,248.67
665-016020-000-000	FIRE DISTRICT #16 RESERVE FUND	CASH IN INVESTMENTS	50,942.08	0.00	0.00	50,942.08
665-016040-000-000	FIRE DISTRICT #16 EMS FUND	CASH IN INVESTMENTS	700.00	0.00	0.00	700.00
665-017010-000-000	FIRE DISTRICT #17 EXPENSE FUND	CASH IN INVESTMENTS	30,531.68	0.00	0.00	30,531.68
665-017040-000-000	FIRE DISTRICT #17 EMS FUND	CASH IN INVESTMENTS	86,665.44	0.00	0.00	86,665.44
665-018010-000-000	FIRE DISTRICT #18 EXPENSE FUND	CASH IN INVESTMENTS	144,511.04	0.00	0.00	144,511.04
665-018020-000-000	FIRE DISTRICT #18 RESERVE FUND	CASH IN INVESTMENTS	137,916.00	0.00	0.00	137,916.00
665-018040-000-000	FIRE DISTRICT #18 EMS FUND	CASH IN INVESTMENTS	116,362.33	0.00	0.00	116,362.33
665-018060-000-000	FIRE DISTRICT #18 BOND FUND	CASH IN INVESTMENTS	23.43	0.00	0.00	23.43
668-010010-000-000	MASON COUNTY TRANSIT	CASH IN INVESTMENTS	17,750,000.00	0.00	0.00	17,750,000.00
670-000010-000-000	PORT OF ALLYN EXPENSE FUND	CASH IN INVESTMENTS	6,314.73	0.00	0.00	6,314.73
670-005010-000-000	PORT OF ALLYN INDUSTRIAL DEV	CASH IN INVESTMENTS	21,123.36	0.00	0.00	21,123.36
670-006010-000-000	PORT OF ALLYN WATER SYSTEM	CASH IN INVESTMENTS	537.00	0.00	0.00	537.00
670-010010-000-000	PORT OF DEWATTO	CASH IN INVESTMENTS	200,000.00	0.00	0.00	200,000.00
670-020010-000-000	PORT OF GRAPEVIEW	CASH IN INVESTMENTS	70,836.62	0.00	0.00	70,836.62
670-020030-000-000	PORT OF GRAPEVIEW CAPL. CONST.	CASH IN INVESTMENTS	7,832.30	0.00	0.00	7,832.30
670-030010-000-000	PORT OF HOODSPORT	CASH IN INVESTMENTS	261,588.09	0.00	0.00	261,588.09
675-001015-000-000	PHD #1 ADMINISTRATIVE FUND	CASH IN INVESTMENTS	82,381,804.54	618,405.65	0.00	83,000,210.19
675-001020-000-000	PUB.HOSP.#1 EMPLOYEES MED BEN	CASH IN INVESTMENTS	64,384.05	246.79	0.00	64,630.84
675-001035-000-000	MGH FUNDED DEPRECIATION	CASH IN INVESTMENTS	5,403,862.08	21,749.09	0.00	5,425,611.17
675-002015-000-000	HOSPITAL #2	CASH IN INVESTMENTS	680,000.00	0.00	0.00	680,000.00
685-042010-000-000	SCHOOL DISTRICT #42 GENERAL	CASH IN INVESTMENTS	394,819.29	0.00	0.00	394,819.29
685-042030-000-000	SCHOOL DIST. #42 CAP. PROJECT	CASH IN INVESTMENTS	524.67	0.00	0.00	524.67
685-042060-000-000	SCHOOL DIST. #42 DEBT. SERVICE	CASH IN INVESTMENTS	46,166.60	0.00	0.00	46,166.60
685-042080-000-000	SCHOOL DISTRICT #42 ASB	CASH IN INVESTMENTS	1,683.69	0.00	0.00	1,683.69
685-042090-000-000	SCHOOL DISTRICT #42 TRANS VEHI	CASH IN INVESTMENTS	216.95	0.00	0.00	216.95
685-054010-000-000	SCHOOL DISTRICT #54 GENERAL	CASH IN INVESTMENTS	437,608.07	0.00	25,000.00	412,608.07
685-054030-000-000	SCHOOL DIST. #54 CAP. PROJECT	CASH IN INVESTMENTS	132,665.01	0.00	0.00	132,665.01
685-054060-000-000	SCHOOL DISTRICT #54 DEBIT SERV	CASH IN INVESTMENTS	182,499.00	0.00	0.00	182,499.00
685-054080-000-000	SCHOOL DISTRICT #54 ASB FUND	CASH IN INVESTMENTS	4,894.72	0.00	0.00	4,894.72
685-054090-000-000	SCHOOL DISTRICT #54 TRANS VEHI	CASH IN INVESTMENTS	105,603.80	0.00	0.00	105,603.80
685-309030-000-000	SCHOOL DIST. #309 CAP PROJECT	CASH IN INVESTMENTS	13,448.70	56,393.43	0.00	69,842.13
685-309050-000-000	SD. #309 TRUST & AGENCY FUND	CASH IN INVESTMENTS	240,249.31	916.04	0.00	241,165.35
685-309060-000-000	SCHOOL DIST. #309 DEBT SERVICE	CASH IN INVESTMENTS	2,091,183.78	7,771.58	0.00	2,098,955.36
685-309080-000-000	SCHOOL DISTRICT #309 ASB FUND	CASH IN INVESTMENTS	317,473.38	0.00	0.00	317,473.38
685-309090-000-000	SCHOOL DIST. #309 TRANS VEHI	CASH IN INVESTMENTS	201,424.82	771.74	158,823.03	43,373.53
685-311010-000-000	SCHOOL DISTRICT #311 GENERAL	CASH IN INVESTMENTS	8,525,690.35	0.00	1,309,808.23	7,215,882.12
685-311030-000-000	SCHOOL DIST. #311 CAP. PROJECT	CASH IN INVESTMENTS	980,867.53	1,004,117.22	0.00	1,984,984.75

Mason County, WA

Investment Activity LGIP Effective Date From: 6/1/2023 to 6/30/2023

Account Number	Description	640.35	2.45	0.00	642.80
685-311060-000-000	SCHOOL DISTRICT #311 DEBIT SER				
685-311080-000-000	SCHOOL DISTRICT #311 ASB FUND	35,235.43	0.00	913.12	34,322.31
685-311090-000-000	SCHOOL DIST. #311 TRANS VEHI	48,420.32	183.49	0.00	48,603.81
685-402010-000-000	SCHOOL DISTRICT #402 GENERAL	1,930,411.17	0.00	0.00	1,930,411.17
685-402030-000-000	SCHOOL DIST. #402 CAP. PROJECT	103,000.00	0.00	0.00	103,000.00
685-402060-000-000	SCHOOL DIST.#402 DEBT. SERVICE	709,000.00	0.00	0.00	709,000.00
685-402080-000-000	SCHOOL DISTRICT #402 ASB FUND	42,009.41	0.00	0.00	42,009.41
685-402090-000-000	SCHOOL DIST. #402 TRANS VEHI	220,818.14	0.00	0.00	220,818.14
685-403010-000-000	SCHOOL DISTRICT #403 GENERAL	2,850,030.89	27,347.93	431,274.98	2,446,103.84
685-403030-000-000	SCHOOL DIST. #403 CAP. PROJECT	331,188.14	1,353.88	0.00	332,542.02
685-403060-000-000	SCHOOL DIST.#403 DEBT. SERVICE	1,873,983.64	318,502.15	504,347.88	1,688,137.91
685-403080-000-000	SCHOOL DISTRICT #403 ASB FUND	481,160.71	0.00	32,476.68	448,684.03
685-403090-000-000	SCHOOL DISTRICT#403 TRANS VEHI	28,230.37	631.13	0.00	28,861.50
685-404010-000-000	SCHOOL DISTRICT #404 GENERAL	931,486.11	0.00	280,000.00	651,486.11
685-404030-000-000	SCHOOL DIST.#404 CAP. PROJECT	1,327,565.00	0.00	94,000.00	1,233,565.00
685-404050-000-000	SCHOOL DIST#404 TRUST & AGENCY	64,937.16	450.00	0.00	65,387.16
685-404060-000-000	SCHOOL DIST#404 DEBT. SERVICE	13,207.39	2,800.00	0.00	16,007.39
685-404080-000-000	SCHOOL DIST#404 ASB FUND	25,470.76	0.00	1,200.00	24,270.76
685-404090-000-000	DIST 404 TRANS VEHICLE FUND	192,849.79	1,200.00	0.00	194,049.79
690-001010-000-000	BELFAIR WATER DIST#1 M&O	711.57	0.00	0.00	711.57
690-001045-000-000	BELFAIR WATER DIST. #1 IMPROVM	1,048.51	0.00	0.00	1,048.51
690-002010-000-000	TRAILS END WATER DIST.#2 GENER	27,481.80	0.00	0.00	27,481.80
690-002020-000-000	TEW DIST#2 RESERVE MAINTENANCE	26,983.79	0.00	0.00	26,983.79
690-002065-000-000	TEW DIST. #2 WATER REVENUE	118,781.64	0.00	0.00	118,781.64
690-002130-000-000	TEW DIST. #2 ASSESSMENT REVE.	8,533.18	0.00	0.00	8,533.18
690-003020-000-000	MLWD#3 CAPITAL IMPROV. RESERVE	152,034.80	0.00	0.00	152,034.80
690-005010-000-000	HARSTENE POINTE WTR-SWR DIST.	130,000.00	0.00	10,000.00	120,000.00
690-005020-000-000	HARSTENE POINTE WTR-SWR RESRV	387,633.38	1,852.49	24,822.90	364,662.97
690-005030-000-000	HARSTENE POINTE WTR-SWR ECOLOG	41,643.05	159.53	0.00	41,802.58
690-005050-000-000	FIRE DISTRICT 5 LTGO 2013	53,649.63	6,721.38	0.00	60,371.01
690-005070-000-000	HARTSTONE PTE WTR REV. BOND'12	43,455.58	166.48	0.00	43,622.06
800-000000-000-010	TREASURER DAILY CASH - ST POOL	42,553,318.63	9,247,057.90	9,544,852.79	42,555,523.74
<b>Grand Total</b>		<b>233,339,523.05</b>	<b>12,793,550.35</b>	<b>14,235,454.61</b>	<b>231,894,018.79</b>

27

Mason County Treasurer's Office

Account QuickReport

As of June 30, 2023

Type	Date	Num	Name	Memo	Split	Amount	Balance
<b>STATE POOL INVESTMENT LEDGER</b>							226,020,452.50
<b>150 - PUBLIC HEALTH</b>							0.00
General Journal	05/17/2023	WIRE	INVESTMENT ACQ...		Inv Deposit	2,205,000.00	2,205,000.00
General Journal	06/07/2023	WIRE	INVESTMENT ACQ...		Inv Deposit	42,000.00	2,247,000.00
Total 150 - PUBLIC HEALTH						2,247,000.00	2,247,000.00
<b>117 - COMMUNITY SUPPORT SERVICE</b>							0.00
General Journal	05/17/2023	WIRE	INVESTMENT ACQ...		Inv Deposit	1,521,000.00	1,521,000.00
General Journal	06/07/2023	WIRE	INVESTMENT LIQUI...		Inv Withdrawl	-106,000.00	1,415,000.00
Total 117 - COMMUNITY SUPPORT SERVICE						1,415,000.00	1,415,000.00
<b>205-PW FACILITY BOND</b>							2,634.31
General Journal	02/09/2023	WIRE	INVESTMENT ACQ...		Inv Deposit	995,274.69	997,909.00
General Journal	03/09/2023	WIRE	INVESTMENT ACQ...		Inv Deposit	2,474.00	1,000,383.00
General Journal	04/14/2023	WIRE	INVESTMENT ACQ...		Inv Deposit	3,000.00	1,003,383.00
General Journal	05/26/2023	WIRE	INVESTMENT LIQUI...		Inv Withdrawl	-918,000.00	85,383.00
General Journal	06/07/2023	WIRE	INVESTMENT ACQ...		Inv Deposit	15,000.00	100,383.00
Total 205-PW FACILITY BOND						97,748.69	100,383.00
<b>155-AMERICAN RESCUE PLAN ACT</b>							7,000,000.00
General Journal	04/14/2023	WIRE	INVESTMENT ACQ...		Inv Deposit	18,000.00	7,018,000.00
General Journal	06/07/2023	WIRE	INVESTMENT LIQUI...		Inv Withdrawl	-133,000.00	6,885,000.00
Total 155-AMERICAN RESCUE PLAN ACT						-115,000.00	6,885,000.00
<b>665018060 - FIRE DIST #18 BOND</b>							23.43
Total 665018060 - FIRE DIST #18 BOND							23.43
<b>195 - SPENCER LAKE MANAGEMENT</b>							7,650.88
General Journal	01/12/2023	WIRE	INVESTMENT ACQ...		Inv Deposit	100.00	7,750.88
General Journal	02/09/2023	WIRE	INVESTMENT ACQ...		Inv Deposit	0.12	7,751.00
General Journal	02/23/2023	WIRE	INVESTMENT LIQUI...		Inv Withdrawl	-50.00	7,701.00
General Journal	04/14/2023	WIRE	INVESTMENT ACQ...		Inv Deposit	2,000.00	9,701.00
General Journal	05/10/2023	WIRE	INVESTMENT ACQ...		Inv Deposit	7,000.00	16,701.00
Total 195 - SPENCER LAKE MANAGEMENT						9,050.12	16,701.00
<b>675001064 - PHD #1 2019 SERIES</b>							1,175,125.93
General Journal	01/12/2023	WIRE	INVESTMENT ACQ...		Inv Deposit	8,759.22	1,183,885.15
General Journal	02/07/2023	WIRE	INVESTMENT ACQ...		Inv Deposit	4,054.64	1,187,939.79
General Journal	03/09/2023	WIRE	INVESTMENT ACQ...		Inv Deposit	4,359.69	1,192,299.48
General Journal	04/07/2023	WIRE	INVESTMENT ACQ...		Inv Deposit	4,148.07	1,196,447.55
General Journal	05/26/2023	WIRE	INVESTMENT LIQUI...		Inv Withdrawl	-1,196,447.55	0.00
Total 675001064 - PHD #1 2019 SERIES						-1,175,125.93	0.00
<b>675002015-HOSPITAL #2</b>							680,000.00
Total 675002015-HOSPITAL #2							680,000.00
<b>685311060-SD#311 DEBT SERVICE</b>							629.65
General Journal	01/31/2023	WIRE	INVESTMENT ACQ...		Inv Deposit	1.83	631.48
General Journal	02/28/2023	WIRE	INVESTMENT ACQ...		Inv Deposit	2.09	633.57
General Journal	03/31/2023	WIRE	INVESTMENT ACQ...		Inv Deposit	2.23	635.80
General Journal	04/28/2023	WIRE	INVESTMENT ACQ...		Inv Deposit	2.12	637.92
General Journal	05/31/2023	WIRE	INVESTMENT ACQ...		Inv Deposit	2.43	640.35
General Journal	06/30/2023	WIRE	INVESTMENT ACQ...		Inv Deposit	2.45	642.80
Total 685311060-SD#311 DEBT SERVICE						13.15	642.80
<b>103 - RURAL CO SALES &amp; USE TAX</b>							1,741,610.00
General Journal	01/12/2023	WIRE	INVESTMENT ACQ...		Inv Deposit	6,000.00	1,747,610.00
General Journal	01/19/2023	WIRE	INVESTMENT LIQUI...		Inv Withdrawl	-10,000.00	1,737,610.00
General Journal	02/09/2023	WIRE	INVESTMENT ACQ...		Inv Deposit	100,000.00	1,837,610.00
General Journal	02/23/2023	WIRE	INVESTMENT LIQUI...		Inv Withdrawl	-1,000.00	1,836,610.00
General Journal	03/09/2023	WIRE	INVESTMENT ACQ...		Inv Deposit	100,000.00	1,936,610.00
General Journal	04/14/2023	WIRE	INVESTMENT ACQ...		Inv Deposit	85,000.00	2,021,610.00
General Journal	04/20/2023	WIRE	INVESTMENT LIQUI...		Inv Withdrawl	-19,200.00	2,002,410.00
General Journal	05/10/2023	WIRE	INVESTMENT ACQ...		Inv Deposit	84,000.00	2,086,410.00
General Journal	05/25/2023	WIRE	INVESTMENT LIQUI...		Inv Withdrawl	-1,100.00	2,085,310.00
General Journal	06/07/2023	WIRE	INVESTMENT LIQUI...		Inv Withdrawl	-358,000.00	1,727,310.00
General Journal	06/08/2023	WIRE	INVESTMENT LIQUI...		Inv Withdrawl	-2,450.00	1,724,860.00
Total 103 - RURAL CO SALES & USE TAX						-16,750.00	1,724,860.00
<b>104 - AUDITOR'S O &amp; M</b>							350,000.00
Total 104 - AUDITOR'S O & M							350,000.00
<b>105 - COUNTY ROAD</b>							10,341,000.00

12:21 PM

07/13/23

Accrual Basis

Mason County Treasurer's Office

Account QuickReport

As of June 30, 2023

Type	Date	Num	Name	Memo	Split	Amount	Balance
General Journal	01/12/2023	WIRE	INVESTMENT ACQ...		Inv Deposit	348,000.00	10,689,000.00
General Journal	01/23/2023	WIRE	INVESTMENT LIQUI...		Inv Withdrawl	-500,000.00	10,189,000.00
General Journal	02/09/2023	WIRE	INVESTMENT ACQ...		Inv Deposit	100,000.00	10,289,000.00
General Journal	03/09/2023	WIRE	INVESTMENT ACQ...		Inv Deposit	384,000.00	10,673,000.00
General Journal	04/14/2023	WIRE	INVESTMENT ACQ...		Inv Deposit	89,000.00	10,762,000.00
General Journal	05/10/2023	WIRE	INVESTMENT ACQ...		Inv Deposit	4,000,000.00	14,762,000.00
General Journal	06/07/2023	WIRE	INVESTMENT LIQUI...		Inv Withdrawl	-300,000.00	14,462,000.00
Total 105 - COUNTY ROAD						4,121,000.00	14,462,000.00
<b>106 - PATHS &amp; TRAILS RESERVE</b>							165,000.00
Total 106 - PATHS & TRAILS RESERVE							165,000.00
<b>109 - ELECTION EQUIP HOLDING</b>							245,000.00
Total 109 - ELECTION EQUIP HOLDING							245,000.00
<b>118 - ABATEMENT REPAIR &amp; DEMO</b>							278,931.00
General Journal	01/12/2023	WIRE	INVESTMENT ACQ...		Inv Deposit	1,900.00	280,831.00
General Journal	02/09/2023	WIRE	INVESTMENT ACQ...		Inv Deposit	900.00	281,731.00
General Journal	02/23/2023	WIRE	INVESTMENT LIQUI...		Inv Withdrawl	-200.00	281,531.00
General Journal	04/14/2023	WIRE	INVESTMENT ACQ...		Inv Deposit	2,000.00	283,531.00
General Journal	05/10/2023	WIRE	INVESTMENT ACQ...		Inv Deposit	1,000.00	284,531.00
General Journal	05/25/2023	WIRE	INVESTMENT LIQUI...		Inv Withdrawl	-150.00	284,381.00
Total 118 - ABATEMENT REPAIR & DEMO						5,450.00	284,381.00
<b>120 - REET &amp; PROPERTY TAX ADMIN</b>							94,130.00
General Journal	01/12/2023	WIRE	INVESTMENT LIQUI...		Inv Withdrawl	-11,394.82	82,735.18
General Journal	02/09/2023	WIRE	INVESTMENT ACQ...		Inv Deposit	1,400.82	84,136.00
General Journal	02/23/2023	WIRE	INVESTMENT LIQUI...		Inv Withdrawl	-1,000.00	83,136.00
General Journal	03/09/2023	WIRE	INVESTMENT ACQ...		Inv Deposit	1,000.00	84,136.00
General Journal	04/14/2023	WIRE	INVESTMENT ACQ...		Inv Deposit	1,400.00	85,536.00
General Journal	05/10/2023	WIRE	INVESTMENT ACQ...		Inv Deposit	1,700.00	87,236.00
General Journal	05/25/2023	WIRE	INVESTMENT LIQUI...		Inv Withdrawl	-750.00	86,486.00
General Journal	06/07/2023	WIRE	INVESTMENT ACQ...		Inv Deposit	1,000.00	87,486.00
Total 120 - REET & PROPERTY TAX ADMIN						-6,644.00	87,486.00
<b>163 - LODGING HOTEL/MOTEL TAX</b>							625,000.00
General Journal	03/22/2023	WIRE	INVESTMENT ACQ...		Inv Deposit	646,000.00	1,271,000.00
General Journal	05/10/2023	WIRE	INVESTMENT ACQ...		Inv Deposit	14,000.00	1,285,000.00
Total 163 - LODGING HOTEL/MOTEL TAX						660,000.00	1,285,000.00
<b>164 - MENTAL HEALTH</b>							2,065,113.50
General Journal	01/03/2023	WIRE	INVESTMENT LIQUI...		Inv Withdrawl	-65,113.50	2,000,000.00
General Journal	02/09/2023	WIRE	INVESTMENT ACQ...		Inv Deposit	68,000.00	2,068,000.00
General Journal	03/09/2023	WIRE	INVESTMENT ACQ...		Inv Deposit	100,000.00	2,168,000.00
General Journal	04/14/2023	WIRE	INVESTMENT ACQ...		Inv Deposit	66,000.00	2,234,000.00
General Journal	04/28/2023	WIRE	INVESTMENT LIQUI...		Inv Withdrawl	-22,000.00	2,212,000.00
General Journal	06/07/2023	WIRE	INVESTMENT ACQ...		Inv Deposit	45,000.00	2,257,000.00
Total 164 - MENTAL HEALTH						191,886.50	2,257,000.00
<b>180 - TREASURER'S M&amp;O</b>							94,308.51
General Journal	03/09/2023	WIRE	INVESTMENT ACQ...		Inv Deposit	10,000.00	104,308.51
General Journal	04/14/2023	WIRE	INVESTMENT ACQ...		Inv Deposit	70,000.00	174,308.51
General Journal	05/10/2023	WIRE	INVESTMENT ACQ...		Inv Deposit	29,000.00	203,308.51
General Journal	06/07/2023	WIRE	INVESTMENT LIQUI...		Inv Withdrawl	-7,000.00	196,308.51
Total 180 - TREASURER'S M&O						102,000.00	196,308.51
<b>190 - VETERANS ASSISTANCE FUND</b>							187,000.00
General Journal	02/09/2023	WIRE	INVESTMENT ACQ...		Inv Deposit	4,300.00	191,300.00
General Journal	02/15/2023	WIRE	INVESTMENT LIQUI...		Inv Withdrawl	-1,300.00	190,000.00
General Journal	02/23/2023	WIRE	INVESTMENT LIQUI...		Inv Withdrawl	-3,000.00	187,000.00
General Journal	02/28/2023	WIRE	INVESTMENT LIQUI...		Inv Withdrawl	-7,000.00	180,000.00
General Journal	03/09/2023	WIRE	INVESTMENT ACQ...		Inv Deposit	7,000.00	187,000.00
General Journal	04/14/2023	WIRE	INVESTMENT ACQ...		Inv Deposit	8,000.00	195,000.00
General Journal	05/10/2023	WIRE	INVESTMENT ACQ...		Inv Deposit	51,000.00	246,000.00
General Journal	05/25/2023	WIRE	INVESTMENT LIQUI...		Inv Withdrawl	-1,350.00	244,650.00
General Journal	06/02/2023	WIRE	INVESTMENT LIQUI...		Inv Withdrawl	-8,300.00	236,350.00
General Journal	06/07/2023	WIRE	INVESTMENT ACQ...		Inv Deposit	250.00	236,600.00
General Journal	06/08/2023	WIRE	INVESTMENT LIQUI...		Inv Withdrawl	-55.00	236,545.00
General Journal	06/29/2023	WIRE	INVESTMENT LIQUI...		Inv Withdrawl	-4,700.00	231,845.00
Total 190 - VETERANS ASSISTANCE FUND						44,845.00	231,845.00
<b>194 - MASON LAKE LMD#2</b>							68,211.00
General Journal	01/12/2023	WIRE	INVESTMENT ACQ...		Inv Deposit	350.00	68,561.00
General Journal	03/09/2023	WIRE	INVESTMENT ACQ...		Inv Deposit	2,000.00	70,561.00

29

Mason County Treasurer's Office

Account QuickReport

As of June 30, 2023

Type	Date	Num	Name	Memo	Split	Amount	Balance
General Journal	04/14/2023	WIRE	INVESTMENT ACQ...		Inv Deposit	3,000.00	73,561.00
General Journal	05/10/2023	WIRE	INVESTMENT ACQ...		Inv Deposit	17,500.00	91,061.00
General Journal	06/07/2023	WIRE	INVESTMENT ACQ...		Inv Deposit	500.00	91,561.00
Total 194 - MASON LAKE LMD#2						23,350.00	91,561.00
<b>199 - ISLAND LAKE LMD#1</b>							25,807.00
General Journal	01/12/2023	WIRE	INVESTMENT ACQ...		Inv Deposit	155.00	25,962.00
Total 199 - ISLAND LAKE LMD#1						155.00	25,962.00
<b>215 - MC LTGO BONDS 2013 A/B</b>							61,434.96
General Journal	01/26/2023	WIRE	INVESTMENT ACQ...		Inv Deposit	18,000.04	79,435.00
General Journal	02/09/2023	WIRE	INVESTMENT ACQ...		Inv Deposit	95,533.00	174,968.00
General Journal	03/09/2023	WIRE	INVESTMENT ACQ...		Inv Deposit	496.00	175,464.00
General Journal	05/26/2023	WIRE	INVESTMENT LIQUI...		Inv Withdraw	-28,000.00	147,464.00
General Journal	06/07/2023	WIRE	INVESTMENT ACQ...		Inv Deposit	2,000.00	149,464.00
Total 215 - MC LTGO BONDS 2013 A/B						88,029.04	149,464.00
<b>250 - MASON CO LTGO BOND 2008</b>							17,150.00
General Journal	02/09/2023	WIRE	INVESTMENT ACQ...		Inv Deposit	274,850.00	292,000.00
General Journal	03/09/2023	WIRE	INVESTMENT ACQ...		Inv Deposit	718.00	292,718.00
General Journal	05/31/2023	WIRE	INVESTMENT LIQUI...		Inv Withdraw	-14,000.00	278,718.00
Total 250 - MASON CO LTGO BOND 2008						261,568.00	278,718.00
<b>350 - CAP IMPROVEMENTS REET 1</b>							2,131,156.00
General Journal	01/12/2023	WIRE	INVESTMENT ACQ...		Inv Deposit	106,000.00	2,237,156.00
General Journal	01/23/2023	WIRE	INVESTMENT LIQUI...		Inv Withdraw	-300,000.00	1,937,156.00
General Journal	02/09/2023	WIRE	INVESTMENT ACQ...		Inv Deposit	90,000.00	2,027,156.00
General Journal	03/09/2023	WIRE	INVESTMENT ACQ...		Inv Deposit	82,000.00	2,109,156.00
General Journal	04/14/2023	WIRE	INVESTMENT ACQ...		Inv Deposit	100,000.00	2,209,156.00
General Journal	05/10/2023	WIRE	INVESTMENT ACQ...		Inv Deposit	90,000.00	2,299,156.00
General Journal	06/07/2023	WIRE	INVESTMENT ACQ...		Inv Deposit	130,000.00	2,429,156.00
General Journal	06/15/2023	WIRE	INVESTMENT LIQUI...		Inv Withdraw	-900,000.00	1,529,156.00
Total 350 - CAP IMPROVEMENTS REET 1						-602,000.00	1,529,156.00
<b>351 - CAP IMPROVEMENTS REET 2</b>							5,166,657.94
General Journal	02/09/2023	WIRE	INVESTMENT ACQ...		Inv Deposit	87,000.06	5,253,658.00
General Journal	03/09/2023	WIRE	INVESTMENT ACQ...		Inv Deposit	25,000.00	5,278,658.00
General Journal	04/14/2023	WIRE	INVESTMENT ACQ...		Inv Deposit	130,000.00	5,408,658.00
General Journal	05/10/2023	WIRE	INVESTMENT ACQ...		Inv Deposit	120,000.00	5,528,658.00
General Journal	05/26/2023	WIRE	INVESTMENT LIQUI...		Inv Withdraw	-300,000.00	5,228,658.00
General Journal	06/07/2023	WIRE	INVESTMENT ACQ...		Inv Deposit	40,000.00	5,268,658.00
Total 351 - CAP IMPROVEMENTS REET 2						102,000.06	5,268,658.00
<b>402 - MASON COUNTY LANDFILL</b>							2,000,000.00
General Journal	02/09/2023	WIRE	INVESTMENT ACQ...		Inv Deposit	182,000.00	2,182,000.00
General Journal	03/09/2023	WIRE	INVESTMENT ACQ...		Inv Deposit	215,000.00	2,397,000.00
General Journal	04/14/2023	WIRE	INVESTMENT ACQ...		Inv Deposit	50,000.00	2,447,000.00
General Journal	05/10/2023	WIRE	INVESTMENT ACQ...		Inv Deposit	400,000.00	2,847,000.00
General Journal	06/07/2023	WIRE	INVESTMENT ACQ...		Inv Deposit	78,000.00	2,925,000.00
Total 402 - MASON COUNTY LANDFILL						925,000.00	2,925,000.00
<b>403 - WASTEWATER N BAY/CASE INL</b>							1,900,839.00
General Journal	01/12/2023	WIRE	INVESTMENT ACQ...		Inv Deposit	91,000.00	1,991,839.00
General Journal	03/09/2023	WIRE	INVESTMENT ACQ...		Inv Deposit	89,000.00	2,080,839.00
General Journal	04/14/2023	WIRE	INVESTMENT ACQ...		Inv Deposit	100,000.00	2,180,839.00
General Journal	05/10/2023	WIRE	INVESTMENT ACQ...		Inv Deposit	100,000.00	2,280,839.00
General Journal	06/07/2023	WIRE	INVESTMENT ACQ...		Inv Deposit	18,000.00	2,298,839.00
Total 403 - WASTEWATER N BAY/CASE INL						398,000.00	2,298,839.00
<b>411 - RUSTLEWOOD SEWER/WATER</b>							55,000.00
General Journal	02/23/2023	WIRE	INVESTMENT LIQUI...		Inv Withdraw	-10,000.00	45,000.00
Total 411 - RUSTLEWOOD SEWER/WATER						-10,000.00	45,000.00
<b>412 - BEARDS COVE WATER</b>							595,000.00
Total 412 - BEARDS COVE WATER							595,000.00
<b>413 - BELFAIR WW &amp; WTR RECLAMTN</b>							217,930.00
General Journal	01/26/2023	WIRE	INVESTMENT ACQ...		Inv Deposit	1,500,000.00	1,717,930.00
General Journal	02/09/2023	WIRE	INVESTMENT ACQ...		Inv Deposit	145,000.00	1,862,930.00
General Journal	03/23/2023	WIRE	INVESTMENT LIQUI...		Inv Withdraw	-712,039.02	1,150,890.98
General Journal	04/14/2023	WIRE	INVESTMENT ACQ...		Inv Deposit	620,000.00	1,770,890.98
General Journal	05/10/2023	WIRE	INVESTMENT ACQ...		Inv Deposit	700,000.00	2,470,890.98



## Mason County Treasurer's Office Account QuickReport As of June 30, 2023

Type	Date	Num	Name	Memo	Split	Amount	Balance
General Journal	06/07/2023	WIRE	INVESTMENT ACQ...		Inv Deposit	450,000.00	2,920,890.98
Total 413 - BELFAIR WW & WTR RECLAMTN						2,702,960.98	2,920,890.98
<b>428 - CUM RESERVE LANDFILL</b>							437,763.97
General Journal	02/09/2023	WIRE	INVESTMENT ACQ...		Inv Deposit	6,700.03	444,464.00
General Journal	02/23/2023	WIRE	INVESTMENT LIQUI...		Inv Withdrawl	-300.00	444,164.00
General Journal	03/09/2023	WIRE	INVESTMENT ACQ...		Inv Deposit	1,600.00	445,764.00
General Journal	03/16/2023	WIRE	INVESTMENT LIQUI...		Inv Withdrawl	-4,850.10	440,913.90
General Journal	04/14/2023	WIRE	INVESTMENT LIQUI...		Inv Withdrawl	-390.00	440,523.90
General Journal	05/10/2023	WIRE	INVESTMENT ACQ...		Inv Deposit	1,700.00	442,223.90
General Journal	05/25/2023	WIRE	INVESTMENT LIQUI...		Inv Withdrawl	-200.00	442,023.90
General Journal	06/21/2023	WIRE	INVESTMENT LIQUI...		Inv Withdrawl	-1,430.00	440,593.90
Total 428 - CUM RESERVE LANDFILL						2,829.93	440,593.90
<b>501 - EQUIP RENTAL &amp; REVOLVING</b>							4,065,000.00
General Journal	01/12/2023	WIRE	INVESTMENT ACQ...		Inv Deposit	135,000.00	4,200,000.00
General Journal	04/14/2023	WIRE	INVESTMENT ACQ...		Inv Deposit	220,000.00	4,420,000.00
General Journal	05/10/2023	WIRE	INVESTMENT ACQ...		Inv Deposit	295,000.00	4,715,000.00
General Journal	06/07/2023	WIRE	INVESTMENT ACQ...		Inv Deposit	53,000.00	4,768,000.00
Total 501 - EQUIP RENTAL & REVOLVING						703,000.00	4,768,000.00
<b>662 - CEMETERY DIST #1</b>							92,000.00
Total 662 - CEMETERY DIST #1							92,000.00
<b>665003010 - FIRE DIST #3 EXP</b>							3,000.00
Total 665003010 - FIRE DIST #3 EXP							3,000.00
<b>665003020 - FIRE DIST #3 RESV</b>							147,850.54
Total 665003020 - FIRE DIST #3 RESV							147,850.54
<b>665003040 - FIRE DIST #3 EMS</b>							253,439.91
Total 665003040 - FIRE DIST #3 EMS							253,439.91
<b>665004020 - FIRE DIST #4 RESV</b>							461.92
Total 665004020 - FIRE DIST #4 RESV							461.92
<b>665006020 - FIRE DIST #6 RESV</b>							125,419.63
Total 665006020 - FIRE DIST #6 RESV							125,419.63
<b>665010010 - FIRE DIST #10 EXP</b>							3,185,703.01
General Journal	01/09/2023	WIRE	INVESTMENT LIQUI...		Inv Withdrawl	-174,879.49	3,010,823.52
General Journal	02/14/2023	WIRE	INVESTMENT LIQUI...		Inv Withdrawl	-300,000.00	2,710,823.52
General Journal	03/13/2023	WIRE	INVESTMENT LIQUI...		Inv Withdrawl	-100,000.00	2,610,823.52
General Journal	04/10/2023	WIRE	INVESTMENT LIQUI...		Inv Withdrawl	-50,000.00	2,560,823.52
General Journal	06/12/2023	WIRE	INVESTMENT ACQ...		Inv Deposit	600,000.00	3,160,823.52
Total 665010010 - FIRE DIST #10 EXP						-24,879.49	3,160,823.52
<b>665010030 - FIRE DIST #10 CONST</b>							399,770.01
General Journal	02/14/2023	WIRE	INVESTMENT LIQUI...		Inv Withdrawl	-15,579.63	384,190.38
General Journal	02/17/2023	WIRE	INVESTMENT LIQUI...		Inv Withdrawl	-354,303.41	29,886.97
Total 665010030 - FIRE DIST #10 CONST						-369,883.04	29,886.97
<b>665011010 - FIRE DIST #11 EXP</b>							215,586.17
General Journal	05/30/2023	WIRE	INVESTMENT LIQUI...		Inv Withdrawl	-215,586.17	0.00
Total 665011010 - FIRE DIST #11 EXP						-215,586.17	0.00
<b>665011040 - FIRE DIST #11 EMS</b>							210,610.83
General Journal	05/30/2023	WIRE	INVESTMENT LIQUI...		Inv Withdrawl	-210,610.83	0.00
Total 665011040 - FIRE DIST #11 EMS						-210,610.83	0.00
<b>665012010 - FIRE DIST #12 EXP</b>							3,000.00
Total 665012010 - FIRE DIST #12 EXP							3,000.00
<b>665012020 - FIRE DIST #12 RESV</b>							18,726.64
Total 665012020 - FIRE DIST #12 RESV							18,726.64
<b>665012040 - FIRE DIST #12 EMS</b>							9,765.38
Total 665012040 - FIRE DIST #12 EMS							9,765.38
<b>665012060 - FIRE DIST #12 BOND</b>							3,301.67
Total 665012060 - FIRE DIST #12 BOND							3,301.67
<b>665013020 - FIRE DIST #13 RESV</b>							2,131.03
Total 665013020 - FIRE DIST #13 RESV							2,131.03
<b>665016010 - FIRE DIST #16 EXP</b>							5,248.67

## Mason County Treasurer's Office Account QuickReport As of June 30, 2023

Type	Date	Num	Name	Memo	Split	Amount	Balance	
Total 665016010 - FIRE DIST #16 EXP							5,248.67	
<b>665016020 - FIRE DIST #16 RESV</b>							50,942.08	
Total 665016020 - FIRE DIST #16 RESV							50,942.08	
<b>665016040 - FIRE DIST #16 EMS</b>							700.00	
Total 665016040 - FIRE DIST #16 EMS							700.00	
<b>665017010 - FIRE DIST #17 EXP</b>							30,531.68	
Total 665017010 - FIRE DIST #17 EXP							30,531.68	
<b>665017040 - FIRE DIST #17 EMS</b>							86,665.44	
Total 665017040 - FIRE DIST #17 EMS							86,665.44	
<b>665018010 - FIRE DIST #18 EXP</b>							144,511.04	
Total 665018010 - FIRE DIST #18 EXP							144,511.04	
<b>665018020 - FIRE DIST #18 RESV</b>							137,916.00	
Total 665018020 - FIRE DIST #18 RESV							137,916.00	
<b>665018040 - FIRE DIST #18 EMS</b>							116,362.33	
Total 665018040 - FIRE DIST #18 EMS							116,362.33	
<b>668 - MC PUBLIC TRANS BENEFIT</b>							16,250,000.00	
General Journal	01/12/2023	WIRE	INVESTMENT ACQ...		Inv Deposit	1,500,000.00	17,750,000.00	
Total 668 - MC PUBLIC TRANS BENEFIT							1,500,000.00	17,750,000.00
<b>670000010 - PORT OF ALLYN</b>							6,314.73	
Total 670000010 - PORT OF ALLYN							6,314.73	
<b>670005010 - PORT OF ALLYN IN DV</b>							21,123.36	
Total 670005010 - PORT OF ALLYN IN DV							21,123.36	
<b>670006010 - PORT OF ALLYN WT SY</b>							537.00	
Total 670006010 - PORT OF ALLYN WT SY							537.00	
<b>670010010 - PORT OF DEWATTO</b>							200,000.00	
Total 670010010 - PORT OF DEWATTO							200,000.00	
<b>670020010 - PORT OF GRAPEVIEW</b>							70,836.62	
Total 670020010 - PORT OF GRAPEVIEW							70,836.62	
<b>670020030 -PORT OF GRAPEVIEW CC</b>							7,832.30	
Total 670020030 -PORT OF GRAPEVIEW CC							7,832.30	
<b>670030010 - PORT OF HOODSPORT</b>							206,952.17	
General Journal	03/08/2023	WIRE	INVESTMENT ACQ...		Inv Deposit	52,640.77	259,592.94	
General Journal	03/08/2023	WIRE	INVESTMENT ACQ...		Inv Deposit	128,995.15	388,588.09	
General Journal	03/08/2023	WIRE	INVESTMENT LIQUI...		Inv Withdrawl	-75,000.00	313,588.09	
General Journal	03/23/2023	WIRE	INVESTMENT LIQUI...		Inv Withdrawl	-20,000.00	293,588.09	
General Journal	05/22/2023	WIRE	INVESTMENT LIQUI...		Inv Withdrawl	-32,000.00	261,588.09	
Total 670030010 - PORT OF HOODSPORT							54,635.92	261,588.09
<b>675001015 - PHD#1 ADMIN FUND</b>							79,770,115.15	
General Journal	01/12/2023	WIRE	INVESTMENT ACQ...		Inv Deposit	279,453.52	80,049,568.67	
General Journal	02/07/2023	WIRE	INVESTMENT ACQ...		Inv Deposit	284,560.77	80,334,129.44	
General Journal	03/09/2023	WIRE	INVESTMENT ACQ...		Inv Deposit	401,844.18	80,735,973.62	
General Journal	04/07/2023	WIRE	INVESTMENT ACQ...		Inv Deposit	2,492,236.00	83,228,209.62	
General Journal	04/20/2023	WIRE	INVESTMENT LIQUI...		Inv Withdrawl	-1,000,000.00	82,228,209.62	
General Journal	05/05/2023	WIRE	INVESTMENT LIQUI...		Inv Withdrawl	-1,000,000.00	81,228,209.62	
General Journal	05/26/2023	WIRE	INVESTMENT ACQ...		Inv Deposit	1,000,000.00	82,228,209.62	
General Journal	05/26/2023	WIRE	INVESTMENT ACQ...		Inv Deposit	1,205,140.17	83,433,349.79	
General Journal	05/31/2023	WIRE	INVESTMENT LIQUI...		Inv Withdrawl	-1,051,545.25	82,381,804.54	
General Journal	06/06/2023	WIRE	INVESTMENT ACQ...		Inv Deposit	618,405.65	83,000,210.19	
Total 675001015 - PHD#1 ADMIN FUND							3,230,095.04	83,000,210.19
<b>675001020 - PHD#1 EMP MED BEN</b>							63,304.68	
General Journal	01/12/2023	WIRE	INVESTMENT ACQ...		Inv Deposit	185.03	63,489.71	
General Journal	02/07/2023	WIRE	INVESTMENT ACQ...		Inv Deposit	210.26	63,699.97	
General Journal	03/09/2023	WIRE	INVESTMENT ACQ...		Inv Deposit	225.02	63,924.99	
General Journal	04/07/2023	WIRE	INVESTMENT ACQ...		Inv Deposit	213.86	64,138.85	
General Journal	05/26/2023	WIRE	INVESTMENT ACQ...		Inv Deposit	245.20	64,384.05	
General Journal	06/06/2023	WIRE	INVESTMENT ACQ...		Inv Deposit	246.79	64,630.84	
Total 675001020 - PHD#1 EMP MED BEN							1,326.16	64,630.84
<b>675001035 - MGH FUNDED DEPRC</b>							5,308,815.39	
General Journal	01/12/2023	WIRE	INVESTMENT ACQ...		Inv Deposit	16,281.64	5,325,097.03	
General Journal	02/07/2023	WIRE	INVESTMENT ACQ...		Inv Deposit	18,510.92	5,343,607.95	

## Mason County Treasurer's Office Account QuickReport As of June 30, 2023

Type	Date	Num	Name	Memo	Split	Amount	Balance
General Journal	03/09/2023	WIRE	INVESTMENT ACQ...		Inv Deposit	19,815.33	5,363,423.28
General Journal	04/07/2023	WIRE	INVESTMENT ACQ...		Inv Deposit	18,833.62	5,382,256.90
General Journal	05/26/2023	WIRE	INVESTMENT ACQ...		Inv Deposit	21,605.18	5,403,862.08
General Journal	06/06/2023	WIRE	INVESTMENT ACQ...		Inv Deposit	21,749.09	5,425,611.17
Total 675001035 - MGH FUNDED DEPRC						116,795.78	5,425,611.17
<b>685042010 - SD#42 GENERAL</b>							394,819.29
Total 685042010 - SD#42 GENERAL							394,819.29
<b>685042030 - SD#42 CAP PROJ</b>							524.67
Total 685042030 - SD#42 CAP PROJ							524.67
<b>685042060 - SD#42 DEBT SERVICE</b>							46,166.60
Total 685042060 - SD#42 DEBT SERVICE							46,166.60
<b>685042080 - SD#42 ASB</b>							1,683.69
Total 685042080 - SD#42 ASB							1,683.69
<b>685042090 - SD#42 TRANS VEHICLE</b>							216.95
Total 685042090 - SD#42 TRANS VEHICLE							216.95
<b>685054010 - SD#54 GENERAL</b>							287,608.07
General Journal	01/31/2023	WIRE	INVESTMENT ACQ...		Inv Deposit	50,000.00	337,608.07
General Journal	04/28/2023	WIRE	INVESTMENT ACQ...		Inv Deposit	100,000.00	437,608.07
General Journal	06/30/2023	WIRE	INVESTMENT LIQUI...		Inv Withdrawl	-25,000.00	412,608.07
Total 685054010 - SD#54 GENERAL						125,000.00	412,608.07
<b>685054030 - SD#54 CAP PROJ</b>							132,665.01
Total 685054030 - SD#54 CAP PROJ							132,665.01
<b>685054060 - SD#54 DEBT SERVICE</b>							82,499.00
General Journal	04/28/2023	WIRE	INVESTMENT ACQ...		Inv Deposit	100,000.00	182,499.00
Total 685054060 - SD#54 DEBT SERVICE						100,000.00	182,499.00
<b>685054080 - SD#54 ASB</b>							4,894.72
Total 685054080 - SD#54 ASB							4,894.72
<b>685054090 - SD#54 TRANS VEHICLE</b>							105,603.80
Total 685054090 - SD#54 TRANS VEHICLE							105,603.80
<b>685309010 - SD#309 GENERAL</b>							0.00
General Journal	03/22/2023	WIRE	INVESTMENT ACQ...		Inv Deposit	125,000.00	125,000.00
General Journal	03/27/2023	WIRE	INVESTMENT LIQUI...		Inv Withdrawl	-8,195.00	116,805.00
General Journal	03/30/2023	WIRE	INVESTMENT LIQUI...		Inv Withdrawl	-116,805.00	0.00
General Journal	05/03/2023	WIRE	INVESTMENT ACQ...		Inv Deposit	2,000,000.00	2,000,000.00
General Journal	05/08/2023	WIRE	INVESTMENT LIQUI...		Inv Withdrawl	-770,000.00	1,230,000.00
General Journal	05/31/2023	WIRE	INVESTMENT LIQUI...		Inv Withdrawl	-1,230,000.00	0.00
General Journal	06/12/2023	WIRE	INVESTMENT ACQ...		Inv Deposit	500,000.00	500,000.00
General Journal	06/29/2023	WIRE	INVESTMENT LIQUI...		Inv Withdrawl	-500,000.00	0.00
Total 685309010 - SD#309 GENERAL						0.00	0.00
<b>685309030 - SD#309 CAP PROJ</b>							4,485.23
General Journal	01/27/2023	WIRE	INVESTMENT ACQ...		Inv Deposit	10,816.25	15,301.48
General Journal	03/22/2023	WIRE	INVESTMENT ACQ...		Inv Deposit	37.02	15,338.50
General Journal	04/07/2023	WIRE	INVESTMENT LIQUI...		Inv Withdrawl	-1,948.60	13,389.90
General Journal	05/03/2023	WIRE	INVESTMENT ACQ...		Inv Deposit	58.80	13,448.70
General Journal	06/12/2023	WIRE	INVESTMENT ACQ...		Inv Deposit	56,393.43	69,842.13
Total 685309030 - SD#309 CAP PROJ						65,356.90	69,842.13
<b>685309050 - SD#309 TR &amp; AGENCY</b>							236,640.55
General Journal	01/27/2023	WIRE	INVESTMENT ACQ...		Inv Deposit	1,269.32	237,909.87
General Journal	05/03/2023	WIRE	INVESTMENT ACQ...		Inv Deposit	2,339.44	240,249.31
General Journal	06/12/2023	WIRE	INVESTMENT ACQ...		Inv Deposit	916.04	241,165.35
Total 685309050 - SD#309 TR & AGENCY						4,524.80	241,165.35
<b>685309060 - SD#309 DEBT SERVICE</b>							327,041.86
General Journal	01/27/2023	WIRE	INVESTMENT ACQ...		Inv Deposit	57,408.97	384,450.83
General Journal	03/22/2023	WIRE	INVESTMENT ACQ...		Inv Deposit	208,660.21	593,111.04
General Journal	04/12/2023	WIRE	INVESTMENT ACQ...		Inv Deposit	355,719.70	948,830.74
General Journal	05/03/2023	WIRE	INVESTMENT ACQ...		Inv Deposit	1,879,879.99	2,828,710.73
General Journal	05/31/2023	WIRE	INVESTMENT LIQUI...		Inv Withdrawl	-737,526.95	2,091,183.78
General Journal	06/12/2023	WIRE	INVESTMENT ACQ...		Inv Deposit	7,771.58	2,098,955.36
Total 685309060 - SD#309 DEBT SERVICE						1,771,913.50	2,098,955.36
<b>685309080 - SD#309 ASB</b>							392,473.38

Mason County Treasurer's Office

Account QuickReport

As of June 30, 2023

Type	Date	Num	Name	Memo	Split	Amount	Balance
General Journal	01/27/2023	WIRE	INVESTMENT LIQUI...		Inv Withdrawl	-150,000.00	242,473.38
General Journal	04/12/2023	WIRE	INVESTMENT ACQ...		Inv Deposit	75,000.00	317,473.38
Total 685309080 - SD#309 ASB						-75,000.00	317,473.38
<b>685309090 -SD#309 TRANS VEHICLE</b>							193,856.76
General Journal	01/27/2023	WIRE	INVESTMENT ACQ...		Inv Deposit	32.61	193,889.37
General Journal	03/22/2023	WIRE	INVESTMENT ACQ...		Inv Deposit	6,132.04	200,021.41
General Journal	04/12/2023	WIRE	INVESTMENT ACQ...		Inv Deposit	651.41	200,672.82
General Journal	05/03/2023	WIRE	INVESTMENT ACQ...		Inv Deposit	752.00	201,424.82
General Journal	06/07/2023	WIRE	INVESTMENT LIQUI...		Inv Withdrawl	-158,823.03	42,601.79
General Journal	06/12/2023	WIRE	INVESTMENT ACQ...		Inv Deposit	771.74	43,373.53
Total 685309090 -SD#309 TRANS VEHICLE						-150,483.23	43,373.53
<b>685311010 - SD#311 GENERAL</b>							7,270,499.46
General Journal	01/31/2023	WIRE	INVESTMENT LIQUI...		Inv Withdrawl	-96,843.15	7,173,656.31
General Journal	02/28/2023	WIRE	INVESTMENT LIQUI...		Inv Withdrawl	-172,777.18	7,000,879.13
General Journal	03/31/2023	WIRE	INVESTMENT ACQ...		Inv Deposit	5,326.91	7,006,206.04
General Journal	04/28/2023	WIRE	INVESTMENT ACQ...		Inv Deposit	1,264,732.45	8,270,938.49
General Journal	05/31/2023	WIRE	INVESTMENT ACQ...		Inv Deposit	254,751.86	8,525,690.35
General Journal	06/30/2023	WIRE	INVESTMENT LIQUI...		Inv Withdrawl	-1,309,808.23	7,215,882.12
Total 685311010 - SD#311 GENERAL						-54,617.34	7,215,882.12
<b>685311030 - SD#311 CAP PROJ</b>							1,049,553.20
General Journal	01/31/2023	WIRE	INVESTMENT LIQUI...		Inv Withdrawl	-3,725.47	1,045,827.73
General Journal	02/28/2023	WIRE	INVESTMENT ACQ...		Inv Deposit	11,904.31	1,057,732.04
General Journal	03/31/2023	WIRE	INVESTMENT LIQUI...		Inv Withdrawl	-23,828.80	1,033,903.24
General Journal	04/28/2023	WIRE	INVESTMENT LIQUI...		Inv Withdrawl	-57,257.34	976,645.90
General Journal	05/31/2023	WIRE	INVESTMENT ACQ...		Inv Deposit	4,221.63	980,867.53
General Journal	06/30/2023	WIRE	INVESTMENT ACQ...		Inv Deposit	1,004,117.22	1,984,984.75
Total 685311030 - SD#311 CAP PROJ						935,431.55	1,984,984.75
<b>685311080 - SD#311 ASB</b>							31,047.36
General Journal	01/31/2023	WIRE	INVESTMENT ACQ...		Inv Deposit	2,725.98	33,773.34
General Journal	02/28/2023	WIRE	INVESTMENT ACQ...		Inv Deposit	1,160.57	34,933.91
General Journal	03/31/2023	WIRE	INVESTMENT LIQUI...		Inv Withdrawl	-3,576.77	31,357.14
General Journal	04/28/2023	WIRE	INVESTMENT LIQUI...		Inv Withdrawl	-5,533.27	25,823.87
General Journal	05/31/2023	WIRE	INVESTMENT ACQ...		Inv Deposit	9,411.56	35,235.43
General Journal	06/30/2023	WIRE	INVESTMENT LIQUI...		Inv Withdrawl	-913.12	34,322.31
Total 685311080 - SD#311 ASB						3,274.95	34,322.31
<b>685311090 -SD#311 TRANS VEHICLE</b>							197,791.93
General Journal	01/31/2023	WIRE	INVESTMENT ACQ...		Inv Deposit	575.29	198,367.22
General Journal	02/28/2023	WIRE	INVESTMENT LIQUI...		Inv Withdrawl	-151,477.08	46,890.14
General Journal	03/31/2023	WIRE	INVESTMENT ACQ...		Inv Deposit	701.80	47,591.94
General Journal	04/28/2023	WIRE	INVESTMENT ACQ...		Inv Deposit	648.27	48,240.21
General Journal	05/31/2023	WIRE	INVESTMENT ACQ...		Inv Deposit	180.11	48,420.32
General Journal	06/30/2023	WIRE	INVESTMENT ACQ...		Inv Deposit	183.49	48,603.81
Total 685311090 -SD#311 TRANS VEHICLE						-149,188.12	48,603.81
<b>685402010 - SD#402 GENERAL</b>							1,295,411.17
General Journal	03/09/2023	WIRE	INVESTMENT ACQ...		Inv Deposit	900,000.00	2,195,411.17
General Journal	04/05/2023	WIRE	INVESTMENT LIQUI...		Inv Withdrawl	-265,000.00	1,930,411.17
Total 685402010 - SD#402 GENERAL						635,000.00	1,930,411.17
<b>685402030 - SD#402 CAP PROJ</b>							81,000.00
General Journal	03/09/2023	WIRE	INVESTMENT ACQ...		Inv Deposit	15,000.00	96,000.00
General Journal	05/17/2023	WIRE	INVESTMENT ACQ...		Inv Deposit	7,000.00	103,000.00
Total 685402030 - SD#402 CAP PROJ						22,000.00	103,000.00
<b>685402060 - SD#402 DEBT SERVICE</b>							235,000.00
General Journal	03/09/2023	WIRE	INVESTMENT ACQ...		Inv Deposit	80,000.00	315,000.00
General Journal	04/05/2023	WIRE	INVESTMENT ACQ...		Inv Deposit	130,000.00	445,000.00
General Journal	05/17/2023	WIRE	INVESTMENT ACQ...		Inv Deposit	264,000.00	709,000.00
Total 685402060 - SD#402 DEBT SERVICE						474,000.00	709,000.00
<b>685402080 - SD#402 ASB</b>							42,009.41
Total 685402080 - SD#402 ASB							42,009.41
<b>685402090 -SD#402 TRANS VEHICLE</b>							214,818.14
General Journal	03/09/2023	WIRE	INVESTMENT ACQ...		Inv Deposit	4,000.00	218,818.14
General Journal	04/05/2023	WIRE	INVESTMENT ACQ...		Inv Deposit	3,500.00	222,318.14
General Journal	05/17/2023	WIRE	INVESTMENT LIQUI...		Inv Withdrawl	-1,500.00	220,818.14

34

Mason County Treasurer's Office

Account QuickReport

As of June 30, 2023

Type	Date	Num	Name	Memo	Split	Amount	Balance
Total 685402090 -SD#402 TRANS VEHICLE						6,000.00	220,818.14
<b>685403010 - SD#403 GENERAL</b>							2,410,633.38
General Journal	01/19/2023	WIRE	INVESTMENT LIQUI...		Inv Withdrawl	-154,015.85	2,256,617.53
General Journal	01/31/2023	WIRE	INVESTMENT ACQ...		Inv Deposit	552,993.06	2,809,610.59
General Journal	02/17/2023	WIRE	INVESTMENT LIQUI...		Inv Withdrawl	-400,536.06	2,409,074.53
General Journal	02/28/2023	WIRE	INVESTMENT ACQ...		Inv Deposit	602,280.65	3,011,355.18
General Journal	03/15/2023	WIRE	INVESTMENT LIQUI...		Inv Withdrawl	-567,942.48	2,443,412.70
General Journal	03/31/2023	WIRE	INVESTMENT ACQ...		Inv Deposit	100,894.14	2,544,306.84
General Journal	04/18/2023	WIRE	INVESTMENT LIQUI...		Inv Withdrawl	-33,796.00	2,510,510.84
General Journal	04/28/2023	WIRE	INVESTMENT ACQ...		Inv Deposit	296,184.22	2,806,695.06
General Journal	05/16/2023	WIRE	INVESTMENT ACQ...		Inv Deposit	1,110,842.20	3,917,537.26
General Journal	05/31/2023	WIRE	INVESTMENT LIQUI...		Inv Withdrawl	-1,067,506.37	2,850,030.89
General Journal	06/15/2023	WIRE	INVESTMENT ACQ...		Inv Deposit	27,347.93	2,877,378.82
General Journal	06/30/2023	WIRE	INVESTMENT LIQUI...		Inv Withdrawl	-431,274.98	2,446,103.84
Total 685403010 - SD#403 GENERAL						35,470.46	2,446,103.84
<b>685403030 - SD#403 CAP PROJ</b>							467,019.21
General Journal	01/19/2023	WIRE	INVESTMENT LIQUI...		Inv Withdrawl	-11,887.70	455,131.51
General Journal	02/17/2023	WIRE	INVESTMENT ACQ...		Inv Deposit	1,580.53	456,712.04
General Journal	02/28/2023	WIRE	INVESTMENT LIQUI...		Inv Withdrawl	-115,368.36	341,343.68
General Journal	03/15/2023	WIRE	INVESTMENT ACQ...		Inv Deposit	10,675.49	352,019.17
General Journal	03/31/2023	WIRE	INVESTMENT LIQUI...		Inv Withdrawl	-4,995.09	347,024.08
General Journal	04/18/2023	WIRE	INVESTMENT ACQ...		Inv Deposit	1,547.39	348,571.47
General Journal	04/28/2023	WIRE	INVESTMENT LIQUI...		Inv Withdrawl	-13,162.50	335,408.97
General Journal	05/16/2023	WIRE	INVESTMENT ACQ...		Inv Deposit	1,352.52	336,761.49
General Journal	05/31/2023	WIRE	INVESTMENT LIQUI...		Inv Withdrawl	-5,573.35	331,188.14
General Journal	06/15/2023	WIRE	INVESTMENT ACQ...		Inv Deposit	1,353.88	332,542.02
Total 685403030 - SD#403 CAP PROJ						-134,477.19	332,542.02
<b>685403060 - SD#403 DEBT SERVICE</b>							470,665.14
General Journal	01/19/2023	WIRE	INVESTMENT ACQ...		Inv Deposit	42,718.96	513,384.10
General Journal	02/17/2023	WIRE	INVESTMENT ACQ...		Inv Deposit	8,863.36	522,247.46
General Journal	03/15/2023	WIRE	INVESTMENT ACQ...		Inv Deposit	104,398.78	626,646.24
General Journal	04/18/2023	WIRE	INVESTMENT ACQ...		Inv Deposit	224,335.03	850,981.27
General Journal	05/16/2023	WIRE	INVESTMENT ACQ...		Inv Deposit	1,023,002.37	1,873,983.64
General Journal	06/01/2023	WIRE	INVESTMENT LIQUI...		Inv Withdrawl	-504,347.88	1,369,635.76
General Journal	06/15/2023	WIRE	INVESTMENT ACQ...		Inv Deposit	318,502.15	1,688,137.91
Total 685403060 - SD#403 DEBT SERVICE						1,217,472.77	1,688,137.91
<b>685403080 - SD#403 ASB</b>							476,998.14
General Journal	01/19/2023	WIRE	INVESTMENT LIQUI...		Inv Withdrawl	-4,677.06	472,321.08
General Journal	01/31/2023	WIRE	INVESTMENT ACQ...		Inv Deposit	6,045.32	478,366.40
General Journal	02/17/2023	WIRE	INVESTMENT ACQ...		Inv Deposit	13,575.38	491,941.78
General Journal	02/28/2023	WIRE	INVESTMENT LIQUI...		Inv Withdrawl	-262,177.85	229,763.93
General Journal	03/15/2023	WIRE	INVESTMENT ACQ...		Inv Deposit	250,813.69	480,577.62
General Journal	03/31/2023	WIRE	INVESTMENT LIQUI...		Inv Withdrawl	-9,143.68	471,433.94
General Journal	04/18/2023	WIRE	INVESTMENT LIQUI...		Inv Withdrawl	-10,024.05	461,409.89
General Journal	04/28/2023	WIRE	INVESTMENT LIQUI...		Inv Withdrawl	-3,441.31	457,968.58
General Journal	05/16/2023	WIRE	INVESTMENT ACQ...		Inv Deposit	24,822.65	482,791.23
General Journal	05/31/2023	WIRE	INVESTMENT LIQUI...		Inv Withdrawl	-1,630.52	481,160.71
General Journal	06/15/2023	WIRE	INVESTMENT LIQUI...		Inv Withdrawl	-20,700.91	460,459.80
General Journal	06/30/2023	WIRE	INVESTMENT LIQUI...		Inv Withdrawl	-11,775.77	448,684.03
Total 685403080 - SD#403 ASB						-28,314.11	448,684.03
<b>685403090 -SD#403 TRANS VEHICLE</b>							507,526.53
General Journal	01/19/2023	WIRE	INVESTMENT ACQ...		Inv Deposit	1,511.11	509,037.64
General Journal	02/17/2023	WIRE	INVESTMENT ACQ...		Inv Deposit	1,721.36	510,759.00
General Journal	03/15/2023	WIRE	INVESTMENT LIQUI...		Inv Withdrawl	-241,955.82	268,803.18
General Journal	04/18/2023	WIRE	INVESTMENT LIQUI...		Inv Withdrawl	-242,050.76	26,752.42
General Journal	05/16/2023	WIRE	INVESTMENT ACQ...		Inv Deposit	1,477.95	28,230.37
General Journal	06/15/2023	WIRE	INVESTMENT ACQ...		Inv Deposit	631.13	28,861.50
Total 685403090 -SD#403 TRANS VEHICLE						-478,665.03	28,861.50
<b>685404010 - SD#404 GENERAL</b>							221,486.11
General Journal	03/31/2023	WIRE	INVESTMENT ACQ...		Inv Deposit	750,000.00	971,486.11
General Journal	04/28/2023	WIRE	INVESTMENT ACQ...		Inv Deposit	135,000.00	1,106,486.11
General Journal	05/31/2023	WIRE	INVESTMENT LIQUI...		Inv Withdrawl	-175,000.00	931,486.11
General Journal	06/29/2023	WIRE	INVESTMENT LIQUI...		Inv Withdrawl	-280,000.00	651,486.11
Total 685404010 - SD#404 GENERAL						430,000.00	651,486.11
<b>685404030 - SD#404 CAP PROJ</b>							769,465.00
General Journal	03/31/2023	WIRE	INVESTMENT ACQ...		Inv Deposit	545,000.00	1,314,465.00
General Journal	04/28/2023	WIRE	INVESTMENT ACQ...		Inv Deposit	7,500.00	1,321,965.00

12:21 PM

07/13/23

Accrual Basis

### Mason County Treasurer's Office

## Account QuickReport

As of June 30, 2023

Type	Date	Num	Name	Memo	Split	Amount	Balance
General Journal	05/31/2023	WIRE	INVESTMENT ACQ...		Inv Deposit	5,600.00	1,327,565.00
General Journal	06/29/2023	WIRE	INVESTMENT LIQUI...		Inv Withdrawl	-94,000.00	1,233,565.00
Total 685404030 - SD#404 CAP PROJ						464,100.00	1,233,565.00
<b>685404050 - SD#404 TR &amp; AGENCY</b>							63,987.16
General Journal	03/31/2023	WIRE	INVESTMENT ACQ...		Inv Deposit	500.00	64,487.16
General Journal	04/28/2023	WIRE	INVESTMENT ACQ...		Inv Deposit	350.00	64,837.16
General Journal	05/31/2023	WIRE	INVESTMENT ACQ...		Inv Deposit	100.00	64,937.16
General Journal	06/29/2023	WIRE	INVESTMENT ACQ...		Inv Deposit	450.00	65,387.16
Total 685404050 - SD#404 TR & AGENCY						1,400.00	65,387.16
<b>685404060 - SD#404 DEBT SERVICE</b>							4,827.39
General Journal	03/31/2023	WIRE	INVESTMENT ACQ...		Inv Deposit	3,000.00	7,827.39
General Journal	04/28/2023	WIRE	INVESTMENT ACQ...		Inv Deposit	1,780.00	9,607.39
General Journal	05/31/2023	WIRE	INVESTMENT ACQ...		Inv Deposit	3,600.00	13,207.39
General Journal	06/29/2023	WIRE	INVESTMENT ACQ...		Inv Deposit	2,800.00	16,007.39
Total 685404060 - SD#404 DEBT SERVICE						11,180.00	16,007.39
<b>685404080 - SD#404 ASB</b>							24,670.76
General Journal	03/09/2023	WIRE	INVESTMENT LIQUI...		Inv Withdrawl	-500.00	24,170.76
General Journal	03/31/2023	WIRE	INVESTMENT ACQ...		Inv Deposit	500.00	24,670.76
General Journal	04/28/2023	WIRE	INVESTMENT ACQ...		Inv Deposit	800.00	25,470.76
General Journal	06/29/2023	WIRE	INVESTMENT LIQUI...		Inv Withdrawl	-1,200.00	24,270.76
Total 685404080 - SD#404 ASB						-400.00	24,270.76
<b>685404090 -SD#404 TRANS VEHICLE</b>							190,069.79
General Journal	03/31/2023	WIRE	INVESTMENT ACQ...		Inv Deposit	1,400.00	191,469.79
General Journal	04/28/2023	WIRE	INVESTMENT ACQ...		Inv Deposit	1,100.00	192,569.79
General Journal	05/31/2023	WIRE	INVESTMENT ACQ...		Inv Deposit	280.00	192,849.79
General Journal	06/29/2023	WIRE	INVESTMENT ACQ...		Inv Deposit	1,200.00	194,049.79
Total 685404090 -SD#404 TRANS VEHICLE						3,980.00	194,049.79
<b>690001010 - BWD DIST#1 M&amp;O</b>							711.57
Total 690001010 - BWD DIST#1 M&O							711.57
<b>690001045 - BWD #1 CAP IMPR FAC</b>							1,048.51
Total 690001045 - BWD #1 CAP IMPR FAC							1,048.51
<b>690002010 - TEW DIST#2 GENERAL</b>							27,481.80
Total 690002010 - TEW DIST#2 GENERAL							27,481.80
<b>690002020 - TEW DIST #2 RESV MT</b>							26,983.79
Total 690002020 - TEW DIST #2 RESV MT							26,983.79
<b>690002065 - TEW DIST #2 WTR REV</b>							118,781.64
Total 690002065 - TEW DIST #2 WTR REV							118,781.64
<b>690002130 -TEW DIST #2 ASMT REV</b>							8,533.18
Total 690002130 -TEW DIST #2 ASMT REV							8,533.18
<b>690003020 - MLWD#3 CAP IMP RESV</b>							137,834.80
General Journal	05/10/2023	WIRE	INVESTMENT ACQ...		Inv Deposit	14,200.00	152,034.80
Total 690003020 - MLWD#3 CAP IMP RESV						14,200.00	152,034.80
<b>690005010 -HARSTENE PT WTR/SWR</b>							130,000.00
General Journal	06/21/2023	WIRE	INVESTMENT LIQUI...		Inv Withdrawl	-10,000.00	120,000.00
Total 690005010 -HARSTENE PT WTR/SWR						-10,000.00	120,000.00
<b>690005020 -HARSTENE PT W/S RESV</b>							337,942.19
General Journal	01/03/2023	WIRE	INVESTMENT ACQ...		Inv Deposit	57,986.16	395,928.35
General Journal	01/23/2023	WIRE	INVESTMENT ACQ...		Inv Deposit	1,376.78	397,305.13
General Journal	01/25/2023	WIRE	INVESTMENT LIQUI...		Inv Withdrawl	-16,343.32	380,961.81
General Journal	02/07/2023	WIRE	INVESTMENT ACQ...		Inv Deposit	1,475.97	382,437.78
General Journal	03/08/2023	WIRE	INVESTMENT ACQ...		Inv Deposit	2,007.36	384,445.14
General Journal	04/12/2023	WIRE	INVESTMENT ACQ...		Inv Deposit	1,686.37	386,131.51
General Journal	05/05/2023	WIRE	INVESTMENT ACQ...		Inv Deposit	1,501.87	387,633.38
General Journal	06/07/2023	WIRE	INVESTMENT ACQ...		Inv Deposit	1,852.49	389,485.87
General Journal	06/21/2023	WIRE	INVESTMENT LIQUI...		Inv Withdrawl	-24,822.90	364,662.97
Total 690005020 -HARSTENE PT W/S RESV						26,720.78	364,662.97
<b>690005030 -HARSTENE PT W/S ECOL</b>							40,945.04
General Journal	01/23/2023	WIRE	INVESTMENT ACQ...		Inv Deposit	119.68	41,064.72
General Journal	02/07/2023	WIRE	INVESTMENT ACQ...		Inv Deposit	136.01	41,200.73
General Journal	03/08/2023	WIRE	INVESTMENT ACQ...		Inv Deposit	145.39	41,346.12

360

Mason County Treasurer's Office

Account QuickReport

As of June 30, 2023

Type	Date	Num	Name	Memo	Split	Amount	Balance
General Journal	04/12/2023	WIRE	INVESTMENT ACQ...		Inv Deposit	138.32	41,484.44
General Journal	05/05/2023	WIRE	INVESTMENT ACQ...		Inv Deposit	158.61	41,643.05
General Journal	06/07/2023	WIRE	INVESTMENT ACQ...		Inv Deposit	159.53	41,802.58
Total 690005030 -HARSTENE PT W/S ECOL						857.54	41,802.58
<b>690005050-HARTSTENE DWSFR LOAN</b>							20,464.17
General Journal	01/23/2023	WIRE	INVESTMENT ACQ...		Inv Deposit	6,585.08	27,049.25
General Journal	02/07/2023	WIRE	INVESTMENT ACQ...		Inv Deposit	6,613.71	33,662.96
General Journal	03/08/2023	WIRE	INVESTMENT ACQ...		Inv Deposit	6,629.38	40,292.34
General Journal	04/12/2023	WIRE	INVESTMENT ACQ...		Inv Deposit	6,658.34	46,950.68
General Journal	05/05/2023	WIRE	INVESTMENT ACQ...		Inv Deposit	6,698.95	53,649.63
General Journal	06/07/2023	WIRE	INVESTMENT ACQ...		Inv Deposit	6,721.38	60,371.01
Total 690005050-HARTSTENE DWSFR LOAN						39,906.84	60,371.01
<b>690005070-HARTSTENE WATER BOND</b>							42,079.35
General Journal	01/23/2023	WIRE	INVESTMENT ACQ...		Inv Deposit	449.53	42,528.88
General Journal	02/07/2023	WIRE	INVESTMENT ACQ...		Inv Deposit	467.31	42,996.19
General Journal	03/08/2023	WIRE	INVESTMENT ACQ...		Inv Deposit	149.76	43,145.95
General Journal	04/12/2023	WIRE	INVESTMENT ACQ...		Inv Deposit	144.11	43,290.06
General Journal	05/05/2023	WIRE	INVESTMENT ACQ...		Inv Deposit	165.52	43,455.58
General Journal	06/07/2023	WIRE	INVESTMENT ACQ...		Inv Deposit	166.48	43,622.06
Total 690005070-HARTSTENE WATER BOND						1,542.71	43,622.06
<b>800000010 - TDC - STATE POOL</b>							45,751,182.06
General Journal	01/03/2023	WIRE	INVESTMENT ACQ...		Inv Deposit	5,500,000.00	51,251,182.06
General Journal	01/06/2023	WIRE	INVESTMENT LIQUI...		Inv Withdrawl	-3,300,000.00	47,951,182.06
General Journal	01/09/2023	WIRE	INVESTMENT LIQUI...		Inv Withdrawl	-400,000.00	47,551,182.06
General Journal	01/12/2023	WIRE	INVESTMENT LIQUI...		Inv Withdrawl	-5,000,000.00	42,551,182.06
General Journal	01/19/2023	WIRE	INVESTMENT ACQ...		Inv Deposit	136,350.54	42,687,532.60
General Journal	01/23/2023	WIRE	INVESTMENT LIQUI...		Inv Withdrawl	-500,000.00	42,187,532.60
General Journal	01/25/2023	WIRE	INVESTMENT LIQUI...		Inv Withdrawl	-800,000.00	41,387,532.60
General Journal	01/26/2023	WIRE	INVESTMENT LIQUI...		Inv Withdrawl	-4,400,000.00	36,987,532.60
General Journal	01/27/2023	WIRE	INVESTMENT LIQUI...		Inv Withdrawl	-1,244,000.00	35,743,532.60
General Journal	01/31/2023	WIRE	INVESTMENT ACQ...		Inv Deposit	2,500,000.00	38,243,532.60
General Journal	02/02/2023	WIRE	INVESTMENT ACQ...		Inv Deposit	5,500,000.00	43,743,532.60
General Journal	02/03/2023	WIRE	INVESTMENT LIQUI...		Inv Withdrawl	-1,174,879.49	42,568,653.11
General Journal	02/07/2023	WIRE	INVESTMENT LIQUI...		Inv Withdrawl	-1,760,000.00	40,808,653.11
General Journal	02/08/2023	WIRE	INVESTMENT LIQUI...		Inv Withdrawl	-3,000,000.00	37,808,653.11
General Journal	02/09/2023	WIRE	INVESTMENT LIQUI...		Inv Withdrawl	-1,000,000.00	36,808,653.11
General Journal	02/14/2023	WIRE	INVESTMENT ACQ...		Inv Deposit	315,579.63	37,124,232.74
General Journal	02/15/2023	WIRE	INVESTMENT LIQUI...		Inv Withdrawl	-800,000.00	36,324,232.74
General Journal	02/17/2023	WIRE	INVESTMENT ACQ...		Inv Deposit	1,600,000.00	37,924,232.74
General Journal	02/23/2023	WIRE	INVESTMENT LIQUI...		Inv Withdrawl	-1,185,000.00	36,739,232.74
General Journal	02/27/2023	WIRE	INVESTMENT LIQUI...		Inv Withdrawl	-2,200,000.00	34,539,232.74
General Journal	02/28/2023	WIRE	INVESTMENT ACQ...		Inv Deposit	9,500,000.00	44,039,232.74
General Journal	03/08/2023	WIRE	INVESTMENT LIQUI...		Inv Withdrawl	-115,567.81	43,923,664.93
General Journal	03/09/2023	WIRE	INVESTMENT LIQUI...		Inv Withdrawl	-4,900,000.00	39,023,664.93
General Journal	03/13/2023	WIRE	INVESTMENT ACQ...		Inv Deposit	100,000.00	39,123,664.93
General Journal	03/15/2023	WIRE	INVESTMENT ACQ...		Inv Deposit	1,900,000.00	41,023,664.93
General Journal	03/16/2023	WIRE	INVESTMENT ACQ...		Inv Deposit	4,850.10	41,028,515.03
General Journal	03/22/2023	WIRE	INVESTMENT ACQ...		Inv Deposit	500,000.00	41,528,515.03
General Journal	03/23/2023	WIRE	INVESTMENT LIQUI...		Inv Withdrawl	-2,800,000.00	38,728,515.03
General Journal	03/27/2023	WIRE	INVESTMENT ACQ...		Inv Deposit	8,195.00	38,736,710.03
General Journal	03/30/2023	WIRE	INVESTMENT ACQ...		Inv Deposit	116,805.00	38,853,515.03
General Journal	03/31/2023	WIRE	INVESTMENT ACQ...		Inv Deposit	5,000,000.00	43,853,515.03
General Journal	04/03/2023	WIRE	INVESTMENT ACQ...		Inv Deposit	6,753,450.33	50,606,965.36
General Journal	04/04/2023	WIRE	INVESTMENT LIQUI...		Inv Deposit	-1,305,000.00	49,301,965.36
General Journal	04/05/2023	WIRE	INVESTMENT ACQ...		Inv Deposit	131,500.00	49,433,465.36
General Journal	04/06/2023	WIRE	INVESTMENT LIQUI...		Inv Withdrawl	-3,421,345.72	46,012,119.64
General Journal	04/07/2023	WIRE	INVESTMENT LIQUI...		Inv Withdrawl	-2,513,482.95	43,498,636.69
General Journal	04/10/2023	WIRE	INVESTMENT ACQ...		Inv Deposit	50,000.00	43,548,636.69
General Journal	04/12/2023	WIRE	INVESTMENT ACQ...		Inv Deposit	1,000,000.00	44,548,636.69
General Journal	04/14/2023	WIRE	INVESTMENT LIQUI...		Inv Withdrawl	-500,000.00	44,048,636.69
General Journal	04/17/2023	WIRE	INVESTMENT ACQ...		Inv Deposit	1,250,000.00	45,298,636.69
General Journal	04/18/2023	WIRE	INVESTMENT ACQ...		Inv Deposit	59,988.39	45,358,625.08
General Journal	04/20/2023	WIRE	INVESTMENT ACQ...		Inv Deposit	11,000,000.00	56,358,625.08
General Journal	04/21/2023	WIRE	INVESTMENT ACQ...		Inv Deposit	1,374,000.00	57,732,625.08
General Journal	04/25/2023	WIRE	INVESTMENT ACQ...		Inv Deposit	2,000,000.00	59,732,625.08
General Journal	04/27/2023	WIRE	INVESTMENT ACQ...		Inv Deposit	3,000,000.00	62,732,625.08
General Journal	04/28/2023	WIRE	INVESTMENT ACQ...		Inv Deposit	7,500,000.00	70,232,625.08
General Journal	05/02/2023	WIRE	INVESTMENT ACQ...		Inv Deposit	8,000,000.00	78,232,625.08
General Journal	05/03/2023	WIRE	INVESTMENT LIQUI...		Inv Withdrawl	-3,500,000.00	74,732,625.08
General Journal	05/05/2023	WIRE	INVESTMENT ACQ...		Inv Deposit	2,200,000.00	76,932,625.08
General Journal	05/08/2023	WIRE	INVESTMENT ACQ...		Inv Deposit	1,885,143.55	78,817,768.63
General Journal	05/10/2023	WIRE	INVESTMENT LIQUI...		Inv Withdrawl	-9,000,000.00	69,817,768.63
General Journal	05/16/2023	WIRE	INVESTMENT LIQUI...		Inv Withdrawl	-2,900,000.00	66,917,768.63

Mason County Treasurer's Office

Account QuickReport

As of June 30, 2023

Type	Date	Num	Name	Memo	Split	Amount	Balance
General Journal	05/17/2023	WIRE	INVESTMENT LIQUI...		Inv Withdrawl	-13,500,000.00	53,417,768.63
General Journal	05/18/2023	WIRE	INVESTMENT LIQUI...		Inv Withdrawl	-5,500,000.00	47,917,768.63
General Journal	05/22/2023	WIRE	INVESTMENT ACQ...		Inv Deposit	32,000.00	47,949,768.63
General Journal	05/25/2023	WIRE	INVESTMENT ACQ...		Inv Deposit	3,550.00	47,953,318.63
General Journal	05/26/2023	WIRE	INVESTMENT LIQUI...		Inv Withdrawl	-1,400,000.00	46,553,318.63
General Journal	05/30/2023	WIRE	INVESTMENT LIQUI...		Inv Withdrawl	-4,000,000.00	42,553,318.63
General Journal	06/01/2023	WIRE	INVESTMENT ACQ...		Inv Deposit	4,500,000.00	47,053,318.63
General Journal	06/02/2023	WIRE	INVESTMENT ACQ...		Inv Deposit	8,300.00	47,061,618.63
General Journal	06/06/2023	WIRE	INVESTMENT ACQ...		Inv Deposit	1,200,000.00	48,261,618.63
General Journal	06/07/2023	WIRE	INVESTMENT LIQUI...		Inv Withdrawl	-262,000.00	47,999,618.63
General Journal	06/08/2023	WIRE	INVESTMENT ACQ...		Inv Deposit	2,505.00	48,002,123.63
General Journal	06/12/2023	WIRE	INVESTMENT LIQUI...		Inv Withdrawl	-1,165,852.79	46,836,270.84
General Journal	06/15/2023	WIRE	INVESTMENT LIQUI...		Inv Withdrawl	-6,117,000.00	40,719,270.84
General Journal	06/21/2023	WIRE	INVESTMENT ACQ...		Inv Deposit	36,252.90	40,755,523.74
General Journal	06/29/2023	WIRE	INVESTMENT LIQUI...		Inv Withdrawl	-2,000,000.00	38,755,523.74
General Journal	06/30/2023	WIRE	INVESTMENT ACQ...		Inv Deposit	3,500,000.00	42,255,523.74
Total 800000010 - TDC - STATE POOL						-3,495,658.32	42,255,523.74
<b>800000030 - TDC - AGENCY BONDS</b>							12,196,223.08
General Journal	01/12/2023	WIRE	INVESTMENT ACQ...	PIERCE CO ...	Inv Purchased	545,472.00	12,741,695.08
General Journal	01/17/2023	WIRE	INVESTMENT LIQUI...	WELLS FARG...	Inv Matured	-250,000.00	12,491,695.08
General Journal	02/15/2023	WIRE	INVESTMENT LIQUI...	TREAS STRIP ...	Inv Matured	-495,364.50	11,996,330.58
General Journal	02/17/2023	WIRE	INVESTMENT ACQ...	FHLB CUSIP ...	Inv Purchased	249,764.50	12,246,095.08
General Journal	02/17/2023	WIRE	INVESTMENT ACQ...	FHLB CUSIP ...	Inv Purchased	248,509.25	12,494,604.33
General Journal	03/13/2023	WIRE	INVESTMENT ACQ...	FHLB CUSIP ...	Inv Purchased	497,079.55	12,991,683.88
General Journal	03/16/2023	WIRE	INVESTMENT LIQUI...	US TREAS C...	Inv Matured	-494,989.50	12,496,694.38
General Journal	03/29/2023	WIRE	INVESTMENT ACQ...	FFCB CUSIP ...	Inv Purchased	513,655.43	13,010,349.81
General Journal	04/24/2023	WIRE	INVESTMENT ACQ...	FFCB CUSIP ...	Inv Purchased	550,979.00	13,561,328.81
General Journal	06/15/2023	WIRE	INVESTMENT ACQ...	KINUTL CUSI...	Inv Purchased	266,268.00	13,827,596.81
General Journal	06/30/2023	WIRE	INVESTMENT LIQUI...	US TREAS C...	Inv Matured	-249,214.25	13,578,382.56
Total 800000030 - TDC - AGENCY BONDS						1,382,159.48	13,578,382.56
<b>800000040 - TDC - REG WARRANTS</b>							0.00
General Journal	01/19/2023	WIRE	INVESTMENT ACQ...	RW#43 SD#3...	Inv Purchased	197,953.80	197,953.80
General Journal	01/31/2023	WIRE	INVESTMENT LIQUI...	RW#43 SD#3...	Inv Called	-197,953.80	0.00
General Journal	02/16/2023	WIRE	INVESTMENT ACQ...	RW #44 SD#3...	Inv Purchased	90,609.17	90,609.17
General Journal	02/22/2023	WIRE	INVESTMENT LIQUI...	RW#44 SD#3...	Inv Called	-16,251.00	74,358.17
General Journal	02/28/2023	WIRE	INVESTMENT LIQUI...	RW#44 SD#3...	Inv Called	-74,358.17	0.00
General Journal	04/06/2023	WIRE	INVESTMENT ACQ...	RW#45 SD#3...	Inv Purchased	214,146.19	214,146.19
General Journal	04/12/2023	WIRE	INVESTMENT LIQUI...	RW#45 SD#3...	Inv Called	-214,146.19	0.00
General Journal	04/17/2023	WIRE	INVESTMENT ACQ...	RW#46 SD#3...	Inv Purchased	48,958.39	48,958.39
General Journal	04/19/2023	WIRE	INVESTMENT LIQUI...	RW#46 SD#3...	Inv Called	-48,958.39	0.00
Total 800000040 - TDC - REG WARRANTS						0.00	0.00
Total STATE POOL INVESTMENT LEDGER						19,451,948.85	245,472,401.35
<b>TOTAL</b>						<b>19,451,948.85</b>	<b>245,472,401.35</b>



# U.S. DEPARTMENT OF THE TREASURY

## Daily Treasury Bill Rates

Get updates to this content

NOTICE: See Developer Notice on changes to the XML data feeds

View the XML feed

Download the XSD Schema for the XML feed

Render the XML feed in a browser

Download the daily XML files for all data sets

Download CSV

Select type of Interest Rate Data

Daily Treasury Bill Rates ▼


Select Time Period

2023 ▼

Apply

Date	4 WEEKS		8 WEEKS		13 WEEKS		17 WEEKS		26 WEEKS		B D
	BANK DISCOUNT	COUPON EQUIVALENT	BANK DISCOUNT	COUPON EQUIVALENT	BANK DISCOUNT	COUPON EQUIVALENT	BANK DISCOUNT	COUPON EQUIVALENT	BANK DISCOUNT	COUPON EQUIVALENT	
06/01/2023	5.14	5.25	5.22	5.35	5.24	5.40	5.26	5.44	5.21	5.44	4
06/02/2023	5.12	5.23	5.21	5.34	5.23	5.39	5.28	5.46	5.27	5.50	4
06/05/2023	5.09	5.20	5.16	5.29	5.20	5.36	5.23	5.41	5.23	5.46	4
06/06/2023	4.99	5.09	5.07	5.19	5.18	5.34	5.21	5.39	5.21	5.44	4
06/07/2023	4.91	5.01	5.06	5.18	5.16	5.32	5.19	5.37	5.20	5.43	4
06/08/2023	5.09	5.20	5.13	5.26	5.12	5.27	5.19	5.37	5.17	5.40	4
06/09/2023	5.09	5.20	5.15	5.28	5.11	5.26	5.22	5.40	5.16	5.38	4
06/12/2023	5.08	5.19	5.13	5.26	5.14	5.29	5.20	5.38	5.15	5.38	4
06/13/2023	5.03	5.13	5.06	5.18	5.11	5.26	5.15	5.33	5.14	5.37	4
06/14/2023	5.01	5.11	5.06	5.18	5.10	5.25	5.15	5.33	5.14	5.37	4
06/15/2023	5.02	5.12	5.09	5.22	5.07	5.22	5.14	5.32	5.11	5.33	4
06/16/2023	5.02	5.12	5.10	5.23	5.09	5.24	5.15	5.33	5.12	5.34	4
06/20/2023	5.01	5.11	5.07	5.19	5.14	5.29	5.17	5.35	5.18	5.41	4
06/21/2023	5.00	5.10	5.07	5.19	5.15	5.30	5.21	5.39	5.18	5.41	4
06/22/2023	5.02	5.12	5.14	5.27	5.15	5.30	5.21	5.39	5.18	5.41	5
06/23/2023	5.01	5.11	5.13	5.26	5.15	5.30	5.21	5.39	5.19	5.42	4
06/26/2023	5.01	5.11	5.12	5.25	5.24	5.40	5.21	5.39	5.22	5.45	5
06/27/2023	5.00	5.10	5.12	5.25	5.19	5.35	5.21	5.39	5.23	5.46	5
06/28/2023	5.00	5.10	5.11	5.24	5.18	5.34	5.23	5.41	5.23	5.46	5
06/29/2023	5.09	5.19	5.20	5.33	5.20	5.36	5.25	5.43	5.27	5.50	5
06/30/2023	5.08	5.18	5.19	5.32	5.17	5.32	5.24	5.42	5.24	5.47	5

39



**Washington State Treasurer**  
**Mike Pellicciotti**  
Service. Security. Transparency

Select Language

ONLINE FORMS

Search



[Home](#) | [Contact Us](#) | [Careers](#) | [Site Map](#) | [Washington Fund Directory](#)



## LGIP Daily Yield

[Home](#) / [Partners](#) / [For Local Governments](#) / [Local Government Investment Pool \(LGIP\)](#) / [LGIP Daily Yield](#)

**Daily Yield:** The net earnings figure that is calculated daily using the investment income earned (excluding realized gains or losses) each day, assuming daily amortization and/or accretion of income of all fixed income securities held by the Fund, less the administrative fee.

**7 Day Yield:** The daily factor is reported on an annualized 7-day basis, using the daily factors from the previous 7 calendar days.

**30 Day Yield:** The daily factor is reported on an annualized 30-day basis, using the daily factors from the previous 30 calendar days.

**True 30 Day Yield:** The net daily earnings figure that is calculated using the total net earnings including realized gains and losses occurring each day, less the administrative fee.

June 2023

DATE	DAILY YIELD	7-DAY YIELD	30-DAY YIELD	TRUE 30-DAY YIELD
06/30	5.184171	5.179687	5.175891	5.210323
06/29	5.181304	5.178289	5.175257	5.209689
06/28	5.171788	5.177246	5.174435	5.208868
06/27	5.182109	5.177235	5.173832	5.208264
06/26	5.174086	5.175899	5.172881	5.207067
06/25	5.174464	5.163209	5.172196	5.206382

Mason County Treasurer's Office

Account QuickReport

As of June 30, 2023

Type	Date	Num	Name	Memo	Split	Amount	Balance
<b>BONDS &amp; LOANS - MASON COUNTY</b>							18,737,302.53
<b>WATER METER BEARDS COVE '18A</b>							156,320.00
General Journal	06/15/2023	WIRE	USDA Rural Develop...	\$2,149.00 M-9...	Bond Principal ...	-1,286.00	155,034.00
Total WATER METER BEARDS COVE '18A						-1,286.00	155,034.00
<b>MASON COUNTY LTGO 2021 REF BD</b>							2,581,915.00
General Journal	05/31/2023	WIRE	Cashmere Valley Bank	M-93432 \$20,...	Bond Interest P...		2,581,915.00
Total MASON COUNTY LTGO 2021 REF BD						0.00	2,581,915.00
<b>MASON COUNTY LTGO 2020B REF BD</b>							1,113,420.00
General Journal	05/31/2023	WIRE	NORTH CASCADE ...	M-93433 \$14,...	Bond Interest P...		1,113,420.00
Total MASON COUNTY LTGO 2020B REF BD						0.00	1,113,420.00
<b>MASON COUNTY LTGO 2020A REF BD</b>							5,643,265.00
General Journal	05/31/2023	CHECK	UMPQUA BANK	\$54,977.23 M-...	Bond Interest P...		5,643,265.00
Total MASON COUNTY LTGO 2020A REF BD						0.00	5,643,265.00
<b>WATER METER BEARDS COVE '19</b>							102,382.53
General Journal	02/03/2023	WIRE	USDA Rural Develop...	M-90575 \$1,5...	Bond Principal ...	-762.27	101,620.26
Total WATER METER BEARDS COVE '19						-762.27	101,620.26
<b>MAS0144-2-1 PUBLIC WKS BD FUND</b>							4,390,000.00
General Journal	05/31/2023	WIRE	US BANK	\$109,750.00 M...	Bond Principal ...	-795,000.00	3,595,000.00
Total MAS0144-2-1 PUBLIC WKS BD FUND						-795,000.00	3,595,000.00
<b>N Bay/Case Inlet LTGO REF 2017</b>							3,805,000.00
General Journal	05/31/2023	WIRE	US BANK	\$68,212.50 M...	Bond Interest P...		3,805,000.00
Total N Bay/Case Inlet LTGO REF 2017						0.00	3,805,000.00
<b>Mason County LTGO 2013 B - Jail</b>							945,000.00
General Journal	05/31/2023	WIRE	US BANK	\$27,041.18 M...	Bond Interest P...		945,000.00
Total Mason County LTGO 2013 B - Jail						0.00	945,000.00
Total BONDS & LOANS - MASON COUNTY						-797,048.27	17,940,254.26
<b>TOTAL</b>						<b>-797,048.27</b>	<b>17,940,254.26</b>

**Lisa Frazier**

---

**From:** Loretta Swanson  
**Sent:** Thursday, July 20, 2023 9:16 AM  
**To:** Lisa Frazier  
**Subject:** FW: Procurement  
**Attachments:** Revenue - Expense to Date 20230710.xlsx

---

**From:** Loretta Swanson  
**Sent:** Thursday, July 13, 2023 1:19 PM  
**To:** 'Lane, Tammy (SAO)' <lanet@sao.wa.gov>  
**Subject:** RE: Procurement

Hello Tammy,

I planned to check in with you today to see if you were receiving all the requested information (both ARPA and Highway Planning and Construction Grants) – you beat me to the punch!

1. We just sent ARPA procurement information to Kate pertaining to Grinder pumps, Lakeland Pump Station, and the Solid Waste Yard Goats. **I'm assuming she will forward to you, but let me know if not.**
2. Attached is a spreadsheet built from a MUNIS download for vendor Pape and Sons Construction. The spreadsheet shows the following:

2022 ARPA	\$477,294.39
<u>2023 ARPA (to date)</u>	<u>\$586,703.52</u>
Total ARPA to date	\$1,063,997.91

ARPA Balance available           \$436,002.09

Total PWB Loan (to date)       \$1,230,017.13

Total ARPA + PWB to Date       \$2,294,015.04

**Please let me know if there is anything else to submit, documentation-wise.**

3. **Is there anything outstanding related to the Highway Planning and Construction Grants requests?**

And a belated “good to work with you again”! It’s been a bit crazy... 😊

*Loretta Swanson*

Loretta Swanson, Director  
Mason County Public Works/Utilities and Waste Management  
(360) 427-9670 Ext 769

**From:** Lane, Tammy (SAO) <[lanet@sao.wa.gov](mailto:lanet@sao.wa.gov)>  
**Sent:** Thursday, July 13, 2023 10:13 AM  
**To:** Loretta Swanson <[LorettaS@masoncountywa.gov](mailto:LorettaS@masoncountywa.gov)>  
**Subject:** Procurement

**Caution: External Email Warning!** This email has originated from outside of the Mason County Network. Do not click links or open attachments unless you recognize the sender, are expecting the email, and know the content is safe. If a link sends you to a website where you are asked to validate using your Account and Password, DO NOT DO SO! Instead, report the incident.

Loretta,

Good morning, we are working on our ARPA grant and I was hoping you would have a contact for who to reach out to for the procurement of the Belfair sewer construction which I think is Pape Construction as well as the procurement for the Eels Hill yard Goats?



Tammy Lane

Assistant State Auditor, [Office of the Washington State Auditor](#)

(360) 845-1482 | [www.sao.wa.gov](http://www.sao.wa.gov)

Sign up [here](#) to be the first to know when we release news & alerts.

Vendor	Number	Date	Amount	Check	Check Date		Cumulative To Date
<b>2023</b>							
1470	1997006-01-5	05/31/2023	\$239,812.61	8097407	06/27/2023	ARPA	\$1,063,997.91
1470	1997006-01-4	04/30/2023	\$160,135.51	8096476	05/24/2023	ARPA	\$824,185.30
1470	1997006-01-3	03/31/2023	\$304,441.94	8096013	04/25/2023	PWB Loan	\$1,230,017.13
1470	1997006-01-2	02/28/2023	\$538,976.55	8095086	03/22/2023	PWB Loan	\$925,575.19
1470	1997006-01-1	01/31/2023	\$386,598.64	8094287	02/21/2023	PWB Loan	\$386,598.64
1470	1997006*02	01/01/2023	\$186,755.40	8093826	01/25/2023	ARPA	\$664,049.79
			\$1,816,720.65				
<b>2022</b>							
1470	1997006*01	11/30/2022	\$415,194.39	8093263	12/28/2022	ARPA	\$477,294.39
1470	1997006*01-1	11/08/2022	\$62,100.00	8093263	12/28/2022	ARPA	\$62,100.00
			\$477,294.39				
			<b>\$2,294,015.04</b>			<b>ARPA + PWB Loan To Date</b>	<b>\$2,294,015.04</b>