



Mason County Finance Committee Report

2023 Third Quarter (July - September) Submitted 10/24/2023

Mason County Finance Committee
 Lisa Frazier, Mason County Treasurer
 Steve Duenkel, Mason County Auditor
 Sharon Trask, Mason County Commissioner

RCW 36.48.070

County finance committee — Approval of investment policy and debt policy — Rules.

The county treasurer, the county auditor, and the chair of the county legislative authority, ex officio, shall constitute the county finance committee. The county treasurer shall act as chair of the committee and the county auditor as secretary thereof. The committee shall keep a full and complete record of all its proceedings in appropriate books of record and all such records and all correspondence relating to the committee shall be kept in the office of the county auditor and shall be open to public inspection. The committee shall approve a county investment policy and a debt policy and shall make appropriate rules and regulations for the carrying out of the provisions of RCW 36.48.010 through 36.48.060, not inconsistent with law.

- 36.48.010 Depositories to be designated by treasurer.
- 36.48.040 Depositories to be designated by treasurer -- Deposited funds deemed in county treasury.
- 36.48.050 Depositories to be designated by treasurer -- Treasurer's liability and bond additional.
- 36.48.060 Definition -- "Financial institution."

CE CASH BALANCE AS OF

September 30, 2023	\$ 28,296,767.15	Note: + \$3,040,391.88 for same period 2022
June 30, 2023	\$ 29,301,414.76	Note: + \$2,830,176.92 for same period 2022
March 31, 2023	\$ 25,415,093.32	Note: + \$4,009,863.11 for same period 2022
December 31, 2022	\$ 26,497,166.39	Note: +\$4,961,209.26 for same period 2021
September 30, 2022	\$ 25,256,375.27	Note: + \$5,409,380.14 for same period 2021
June 30, 2022	\$ 26,471,237.85	Note: + \$6,456,265.59 for same period 2021
March 31, 2022	\$ 21,405,230.21	Note: + \$6,495,776.02 for same period 2021
December 31, 2021	\$ 21,535,957.13	Note: + \$5,430,352.61 for same period 2020
December 31, 2020	\$ 16,105,604.52	Note: + \$4,029,284.40 for same period 2019
December 31, 2019	\$ 12,076,320.12	Note: + \$4,242,643.62 for same period 2018

GENERAL FUND RESERVE AND CONTINGENCY POLICY 2021-034

Year	2022 Expenditures	Percentage	Policy Balance	9/30/2023	Difference	Less Reserves
General Operating 2023	\$ 40,767,978.64	15%	\$ 6,115,196.80	\$ 28,296,767.15	\$ 22,181,570.35	\$ 14,592,570.35
General Operating 2023	\$ 40,767,978.64	20%	\$ 8,153,595.73	\$ 28,296,767.15	\$ 20,143,171.42	\$ 12,554,171.42
General Operating 2023	\$ 40,767,978.64	25%	\$ 10,191,994.66	\$ 28,296,767.15	\$ 18,104,772.49	\$ 10,515,772.49
Contingency Reserve			\$ 1,000,000.00			
Technology Replacement Reserve			\$ 386,000.00			
Equipment & Vehicle Replacement Reserve			\$ 790,000.00			
Accrued Leave Reserve			\$ 413,000.00			
Capital Reserve			\$ 5,000,000.00			
Total Reserves			\$ 7,589,000.00			

	CASH & INVESTMENTS
TREASURER'S REGULAR CHECKING ACCOUNT COLUMBIA BANK	\$ 15,121,919.09
IMPREST ACCOUNTS	\$ 71,425.00
TREASURER'S INVESTED FUNDS TOTAL (see breakdown below)	\$ 251,870,008.57

TOTAL CASH & INVESTMENTS AS OF September 30, 2023	\$ 267,063,352.66	9/30/2023	9/20/2023		
	COST	MARKET VALUE	GAIN/LOSS	PORTFOLIO %	Rating
INVESTMENT PORTFOLIO	\$ 251,870,008.57	\$ 251,394,117.09	\$ (475,891.48)	100.00%	
FEDERAL HOME LOAN BANK (FHLB)	\$ 3,230,627.75	\$ 3,055,372.50	\$ (175,255.25)	1.28%	S&P AA+
FEDERAL FARM CREDIT (FFCB)	\$ 3,064,330.68	\$ 2,931,843.81	\$ (132,486.87)	1.22%	S&P AA+
FEDERAL NATIONAL MORTGAGE ASSOCIATION (FNMA)	\$ 722,715.08	\$ 697,453.90	\$ (25,261.18)	0.29%	S&P AA+
FEDERAL HOME LOAN MORTGAGE COMPANY (FHLMC)	\$ 1,995,375.05	\$ 1,940,968.00	\$ (54,407.05)	0.79%	S&P AA+
MUNICIPLE BONDS	\$ 1,932,774.80	\$ 1,937,530.30	\$ 4,755.50	0.77%	S&P A-/AA+
US TREASURIES	\$ 2,757,393.33	\$ 2,664,156.70	\$ (93,236.63)	1.09%	Moody's Aaa
(TREAS DAILY CASH) WA STATE LGIP	\$ 46,016,706.60	\$ 46,016,706.60	\$ -	18.27%	Not Rated
(CO DEPARTMENTS/TAXING DISTRICTS) WA STATE LGIP	\$ 192,150,085.28	\$ 192,150,085.28	\$ -	76.29%	Not Rated
SAVINGS	\$ -	\$ -	\$ -	0.00%	PDPC Approved
CERTIFICATE OF DEPOSIT	\$ -	\$ -	\$ -	0.00%	PDPC Approved
REGISTERED WARRANTS (INT RATE %)	\$ -	\$ -	\$ -	0.00%	Debt Policy Approved

BENCHMARK: 90 Day T-Bill Rate	September 30, 2023	5.32%
Savings		
State Pool Rate	September 30, 2023	5.38%
Market Rate Yield Agency/Treasury	September 30, 2023	1.15%

HISTORIC LGIP POOL RATES	2016-2017	0.26% - 1.28%
	2018-2019	1.28% - 2.20%
	2020-2021	1.72% - .08%
	2022-2023	.09% - 5.38%

FEDERAL RESERVE RATES	2021	.00% - .25%
	2022	.07% - 4.33%
	2023	4.33% - 5.25%

INVESTMENT INTEREST COLLECTIONS					
YEAR	BUDGETED			COLLECTED	DIFFERENCE
2018	\$ 300,000.00			\$ 670,553.69	\$ 370,553.69
2019	\$ 600,000.00			\$ 882,551.28	\$ 282,551.28
2020	\$ 800,000.00			\$ 436,545.18	\$ (363,454.82)
2021	\$ 500,000.00			\$ 124,051.45	\$ (375,948.55)
2022	\$ 250,000.00			\$ 733,774.76	\$ 483,774.76
2023 as of 9/30/2023	\$ 250,000.00			\$ 1,769,745.76	\$ 1,519,745.76

TREASURER'S BANKING COSTS					
YEAR		COLUMBIA/UMPQUA	BONY MELLON	YEAR PD	
12/1/2017 through 11/30/2018		\$ 13,248.39	\$ 1,981.00	2018	
12/1/2018 through 11/30/2019		\$ -	\$ 3,105.00	2019	
12/1/2019 through 11/30/2020		\$ -	\$ 2,595.00	2020	
12/1/2020 through 11/30/2021		\$ -	\$ 2,110.00	2021	
12/1/2021 through 11/30/2022		\$ -	\$ 3,168.00	2022	
12/1/2022 through 9/30/2023		\$ -	\$ 2,126.00	2023	

Treasurer keeps a compensating balance of approximately \$8 million with Umpqua Bank to offset banking fees

County Debt Recap

As of May 27, 2021

Remaining Non Voted Debt Capacity	\$	107,238,013.00
Voted Debt Capacity	\$	95,923,650.00
Remaining Debt Capacity	\$	203,161,663.00

County Debt Outstanding as of 9/30/2023 \$ **17,939,480.08**

See detailed report attached

* most debt payments have an interest payment June 1
and a principle & interest payment on December 1

Finance Committee Business

OLD BUSINESS:

Project Funding Update- Loretta Swanson

Skokomish River Restoration -

Still in real estate acquisition phase. Possibility of construction summer of 2023 more likely 2024. Once construction is awarded a loan will be needed to make a lump sum payment for the local share of construction. Loan will be reimbursed through a grant. No additional update as of 9/30/2023.

Belfair Wastewater System -

Review cash flow projection - Construction has started. Bid was \$4.23 million. \$1.5 million in ARPA funding will be used for the project, the remainder paid through the PWB Commerce Loan. No additional update as of 9/30/2023

NEW BUSINESS:

Investment Authorization Agreement - Requires reauthorization every 4 years see page 45

Investment Policy - Annual Review - There are no recommended changes at this time - see pages 46-61

External Investment Pool Policy - Review and Approve see pages 62-63

Respectfully Submitted:

Elisabeth (Lisa) Frazier

Mason County Treasurer

PAGE LEFT INTENTIONAL BLANK



Mason County Treasurer
 Elisabeth (Lisa) Frazier
 PO Box 429, 411 N 5th Street
 Shelton, WA 98584
 360-427-9670 ext 475

Financial Statement
 September 2023

001.000000.000.000 CURRENT EXPENSE FUND

Beginning Cash Balance \$28,324,127.76 ✓

Tax Collections	\$177,971.01
Accounts Receivable/Misc Receipts	\$2,882,554.21
Transfers In	\$0.00

Total Revenue \$3,060,525.22

Accounts Payable/Warrants	\$3,087,885.83
Transfers Out	\$0.00

Total Expense \$3,087,885.83

Ending Cash Balance \$28,296,767.15

Investment Activity

9/1/2023	Beginning Investments Balance	\$0.00
	Investments Acquired	\$0.00
	Investments Sold	\$0.00
9/30/2023	Ending Investments Balance	\$0.00

Total Cash and Investments \$28,296,767.15



Mason County Treasurer
 Elisabeth (Lisa) Frazier
 PO Box 429, 411 N 5th Street
 Shelton, WA 98584
 360-427-9670 ext 475

Financial Statement
 September 2023

800.000000.000.000 TREASURER'S DAILY CASH

Beginning Cash Balance \$34,645,359.55

Tax Collections	\$0.00
Accounts Receivable/Misc Receipts	\$0.00
Transfers In	\$12,038,744.24

Total Revenue \$12,038,744.24

Accounts Payable/Warrants	\$0.00
Transfers Out	\$10,128,274.02

Total Expense \$10,128,274.02

Ending Cash Balance \$32,734,889.33

Investment Activity

9/1/2023	Beginning Investments Balance	\$61,630,393.51	✓
	Investments Acquired	\$10,128,274.02	✓
	Investments Sold	\$12,038,744.24	✓
9/30/2023	Ending Investments Balance	\$59,719,923.29	

Total Cash and Investments \$26,985,023.96

12:16 PM

10/03/23

Accrual Basis

Mason County Treasurer's Office
MONTHLY INVESTMENT - TREASURER
As of September 30, 2023

<u>Date</u>	<u>Num</u>	<u>Name</u>	<u>Memo</u>	<u>Split</u>	<u>Amount</u>	<u>Balance</u>
STATE POOL INVESTMENT LEDGER						61,630,393.51 ✓
800000010 - TDC - STATE POOL						47,927,176.82
09/01/2023	WIRE	INVESTMENT AC...		Inv Deposit	8,605.00	47,935,781.82
09/06/2023	WIRE	INVESTMENT AC...		Inv Deposit	4,200,000.00	52,135,781.82
09/11/2023	WIRE	INVESTMENT AC...		Inv Deposit	189,498.82	52,325,280.64
09/18/2023	WIRE	INVESTMENT AC...		Inv Deposit	1,300,000.00	53,625,280.64
09/20/2023	WIRE	INVESTMENT AC...		Inv Deposit	10,708.52	53,635,989.16
09/22/2023	WIRE	INVESTMENT AC...		Inv Deposit	79,461.68	53,715,450.84
09/28/2023	WIRE	INVESTMENT AC...		Inv Deposit	340,000.00	54,055,450.84
09/29/2023	WIRE	INVESTMENT AC...		Inv Deposit	4,000,000.00	58,055,450.84
09/07/2023	WIRE	INVESTMENT LIQ...		Inv Withdrawl	-750,000.00	57,305,450.84
09/08/2023	WIRE	INVESTMENT LIQ...		Inv Withdrawl	-5,900,000.00	51,405,450.84
09/12/2023	WIRE	INVESTMENT LIQ...		Inv Withdrawl	-471,422.36	50,934,028.48
09/13/2023	WIRE	INVESTMENT LIQ...		Inv Withdrawl	-100,000.00	50,834,028.48
09/19/2023	WIRE	INVESTMENT LIQ...		Inv Withdrawl	-417,321.88	50,416,706.60
09/21/2023	WIRE	INVESTMENT LIQ...		Inv Withdrawl	-3,000,000.00	47,416,706.60
09/26/2023	WIRE	INVESTMENT LIQ...		Inv Withdrawl	-1,400,000.00	46,016,706.60
Total 800000010 - TDC - STATE POOL					-1,910,470.22	46,016,706.60
800000030 - TDC - AGENCY BONDS						13,703,216.69
Total 800000030 - TDC - AGENCY BONDS						13,703,216.69
Total STATE POOL INVESTMENT LEDGER					-1,910,470.22	59,719,923.29
TOTAL					-1,910,470.22	59,719,923.29 ✓

Investment Statement Balance Sheet

Date:9/30/2023

BYN MELLON Custodian	Treasurer's Cash Sheet		
Statement Investments Held	Custodial Investments	Difference	
\$ 13,703,216.69	\$ 13,703,216.69	\$ -	
		Difference:	Investment

Balanced by: HB



BNY MELLON

The Bank of New York Mellon Trust Company, N.A.

Account Statement

Statement Period 09/01/2023 Through 09/30/2023

Account 232530 Base Currency = USD
MASON COUNTY TREASURER

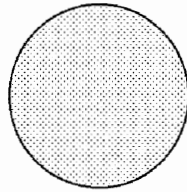
CLIENT SERVICE MANAGER:
JACKSONVILLE, FL 32256

Go Paperless.
Securely access your accounts online to view your statements. Ask your BNY Mellon contact how we can help you access your account balances and activity in real time, receive your reports, enter your own transactions or submit an audit confirmation online. Also be sure to ask how NEXEN(SM) Gateway, our new cloud-based ecosystem, can help you.

Visit us at www.bnymellon.com

Account Overview

Percent of all Investments	Asset Classification	Market Value
100%	FIXED INCOME	13,227,325.21
100%	TOTAL OF ALL INVESTMENTS	13,227,325.21



Summary of Assets Held by Asset Classification

Asset Classification	Market Value	Cost	Accrued Income	Estimated Annual Income	Market Yield
FIXED INCOME	13,227,325.21	13,703,216.69	32,277.25	152,326.90	1.15 %
ACCOUNT TOTALS	13,227,325.21	13,703,216.69	32,277.25	152,326.90	1.15 %

Summary of Cash Transactions by Transaction Category

Transaction Category	Current Period		Year-to-Date	
	Income	Principal	Income	Principal
OPENING BALANCE	33,629.75-	33,629.75	26,087.78 -	26,087.78
INTEREST	19,395.83	0.00	80,827.00	0.00
MUNICIPAL BOND INTEREST	0.00	0.00	15,363.75	0.00
SALES AND REDEMPTIONS	0.00	0.00	4,635.50	1,995,364.50
OTHER CASH ADDITIONS	0.00	0.00	0.00	3,505,428.50



BNY MELLON
The Bank of New York Mellon Trust Company, N.A.

Statement Period 09/01/2023 Through 09/30/2023
Account 232530 Base Currency = USD
MASON COUNTY TREASURER

Summary of Cash Transactions by Transaction Category - Continued

Transaction Category	Current Period			Year-to-Date		
	Income	Principal	Realized Gains/Losses	Income	Principal	Principal
OTHER CASH DISBURSEMENTS	19,395.83 -	0.00	0.00	100,826.25 -	2,004,940.92 -	2,004,940.92 -
PURCHASES	0.00	0.00	0.00	7,541.97 -	3,488,310.11 -	3,488,310.11 -
CLOSING BALANCE	33,629.75 -	33,629.75	0.00	33,629.75 -	33,629.75	33,629.75

The above cash transactions summary is provided for information purposes only and may not reflect actual taxable income or deductible expenses as reportable under the Internal Revenue Code.

12



BNY MELLON

The Bank of New York Mellon Trust Company, N.A.

Statement Period 09/01/2023 Through 09/30/2023
 Account 232530 Base Currency = USD
 MASON COUNTY TREASURER

Statement of Assets Held by Asset Classification

Shares/Par Value	Asset Description	Market Price	Market Value	Cost	Average Cost	Accrued Income	Estimated Income	Market Yield
517,000.000	FIXED INCOME UNITED STATES TREASURY NOTE/BOND CUSIP: 91282CDA6 MATURITY DATE: 09/30/2023 RATE: 0.250% MOODY'S Aaa	100.00000	517,000.00 ✓	498,802.63 ✓	96.48020	646.25	1,292.50	0.25%
250,000.000	FEDERAL HOME LOAN MORTGAGE CORP CUSIP: 3137EAEY1 MATURITY DATE: 10/16/2023 RATE: 0.125% MOODY'S Aaa	99.79500	249,487.50 ✓	249,127.75 ✓	99.65110	142.36	312.50	0.13%
250,000.000	UNITED STATES TREASURY NOTE/BOND CUSIP: 91282CBA8 MATURITY DATE: 12/15/2023 RATE: 0.125% MOODY'S Aaa	98.94500	247,362.50 ✓	249,246.25 ✓	99.69850	91.36	312.50	0.13%
250,000.000	FEDERAL HOME LOAN BANKS CUSIP: 3130AQB8Y8 MATURITY DATE: 12/29/2023 RATE: 0.775% MOODY'S Aaa	98.88000	247,200.00 ✓	238,474.75 ✓	95.38990	489.76	1,937.50	0.78%
530,000.000	GRANT COUNTY PUBLIC UTILITY DISTRICT NO 2 PRIEST RAPIDS HYDROELECTRIC PROJECT CUSIP: 387883YG0 MATURITY DATE: 01/01/2024 RATE: 1.920% MOODY'S Aa3	99.09900	525,224.70 ✓	519,347.00 ✓	97.99000	2,515.73	10,176.00	1.94%
250,000.000	FEDERAL FARM CREDIT BANKS FUNDING CORP CUSIP: 3133EMMN9 MATURITY DATE: 01/11/2024 RATE: 0.190% MOODY'S Aaa	98.52400	246,310.00 ✓	249,925.75 ✓	99.97030	104.24	475.00	0.19%
250,000.000	FEDERAL HOME LOAN BANKS CUSIP: 3130AFW94 MATURITY DATE: 02/13/2024 RATE: 2.500% MOODY'S Aaa	98.89100	247,227.50 ✓	249,191.50 ✓	99.67660	815.97	6,250.00	2.53%
250,000.000	FEDERAL FARM CREDIT BANKS FUNDING CORP CUSIP: 3133EMBE1 MATURITY DATE: 03/28/2024 RATE: 0.300% MOODY'S Aaa	97.48400	243,710.00 ✓	250,000.00 ✓	100.00000	4.17	750.00	0.31%
250,000.000	FEDERAL FARM CREDIT BANKS FUNDING CORP CUSIP: 3133EMGF3 MATURITY DATE: 03/28/2024 RATE: 0.300% MOODY'S Aaa	96.80600	242,015.00 ✓	250,000.00 ✓	100.00000	325.69	875.00	0.36%

13



BNY MELLON
The Bank of New York Mellon Trust Company, N.A.

Statement Period 09/01/2023 Through 09/30/2023
Account 232530 Base Currency = USD
MASON COUNTY TREASURER

Statement of Assets Held by Asset Classification - Continued

Shares/Par Value	Asset Description	Market Price	Market Value	Cost	Average Cost	Accrued Income	Estimated Income	Market Yield
250,000.000	MATURITY DATE: 05/16/2024 RATE: 0.3500% MOODY'S Aaa S&P AA+ UNITED STATES TREASURY NOTE/BOND CUSIP: 91282CCG4	96.40200	241,005.00	248,805.50	99.52220	182.72	625.00	0.26%
250,000.000	MATURITY DATE: 06/15/2024 RATE: 0.2500% MOODY'S Aaa FEDERAL HOME LOAN MORTGAGE CORP CUSIP: 3134GXVX9	98.40000	246,000.00	250,000.00	100.00000	2,236.11	8,750.00	3.56%
250,000.000	MATURITY DATE: 06/28/2024 RATE: 3.5000% MOODY'S Aaa S&P AA+ UNITED STATES TREASURY NOTE/BOND CUSIP: 91282CCL3	96.10200	240,255.00	249,813.75	99.92550	196.16	937.50	0.39%
250,000.000	MATURITY DATE: 07/15/2024 RATE: 0.3750% MOODY'S Aaa UNITED STATES TREASURY STRIP COUPON CUSIP: 912833LS7	95.47900	238,697.50	247,405.50	98.96220	0.00	0.00	0.00%
500,000.000	MATURITY DATE: 08/15/2024 RATE: 0.0000% FEDERAL HOME LOAN BANKS CUSIP: 3130AQRPO	96.37100	481,855.00	500,000.00	100.00000	719.44	7,000.00	1.45%
547,000.000	MATURITY DATE: 08/23/2024 RATE: 1.4000% MOODY'S Aaa S&P AA+ FEDERAL FARM CREDIT BANKS FUNDING CORP CUSIP: 3133EMCNO	94.82300	518,681.81	513,655.43	93.90410	1,002.83	2,188.00	0.42%
250,000.000	MATURITY DATE: 10/15/2024 RATE: 0.4000% MOODY'S Aaa S&P AA+ FEDERAL FARM CREDIT BANKS FUNDING CORP CUSIP: 3133EK6J0	95.77900	239,447.50	250,000.00	100.00000	1,602.43	4,062.50	1.70%
250,000.000	MATURITY DATE: 11/08/2024 RATE: 1.6250% MOODY'S Aaa S&P AA+ FEDERAL FARM CREDIT BANKS FUNDING CORP CUSIP: 3133EMQQ8	94.36800	235,920.00	249,906.75	99.96270	287.50	750.00	0.32%
250,000.000	MATURITY DATE: 11/12/2024 RATE: 0.3000% MOODY'S Aaa S&P AA+ PIERCE COUNTY SCHOOL DISTRICT NO 10 TACOMA	94.75600	236,890.00	234,465.00	93.78600	572.69	1,732.50	0.73%



BNY MELLON

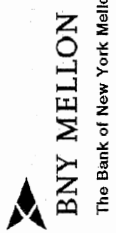
The Bank of New York Mellon Trust Company, N.A.

Statement Period 09/01/2023 Through 09/30/2023
Account 232530 Base Currency = USD
MASON COUNTY TREASURER

Statement of Assets Held by Asset Classification - Continued

Shares/Par Value	Asset Description	Market Price	Market Value	Cost	Average Cost	Accrued Income	Estimated Income	Market Yield
	CUSIP: 720424ZS2 MATURITY DATE: 12/01/2024 RATE: 0.693% MOODY'S Aaa S&P AA+		X	✓				
250,000,000	FEDERAL HOME LOAN MORTGAGE CORP CUSIP: 3134GXGY4 MATURITY DATE: 12/23/2024 RATE: 0.375% MOODY'S Aaa FEDERAL HOME LOAN BANKS CUSIP: 3130AKMR4 MATURITY DATE: 01/15/2025 RATE: 0.330% MOODY'S Aaa S&P AA+	100.13480	250,337.00	250,337.00	100.13480	252.60	937.50	0.37%
250,000,000	FEDERAL HOME LOAN BANKS CUSIP: 3130AUQ98 MATURITY DATE: 02/14/2025 RATE: 5.000% MOODY'S Aaa S&P AA+	93.51400	233,785.00	250,000.00	100.00000	171.88	825.00	0.35%
250,000,000	FEDERAL HOME LOAN BANKS CUSIP: 3130AURS5 MATURITY DATE: 03/14/2025 RATE: 4.250% MOODY'S Aaa S&P AA+	98.96300	247,407.50	249,764.50	99.90580	1,597.22	12,500.00	5.05%
250,000,000	FEDERAL HOME LOAN BANKS CUSIP: 3130AURS5 MATURITY DATE: 03/14/2025 RATE: 4.250% MOODY'S Aaa S&P AA+	98.74500	246,862.50	248,509.25	99.40370	472.22	10,625.00	4.30%
250,000,000	UNITED STATES TREASURY NOTE/BOND CUSIP: 912828ZL7 MATURITY DATE: 04/30/2025 RATE: 0.375% MOODY'S Aaa FEDERAL HOME LOAN MORTGAGE CORP CUSIP: 3134GVYP7 MATURITY DATE: 05/27/2025 RATE: 0.500% MOODY'S Aaa FEDERAL NATIONAL MORTGAGE ASSOCIATION CUSIP: 3135G04Z3 MATURITY DATE: 06/17/2025 RATE: 0.500% MOODY'S Aaa S&P AA+	92.70700	231,767.50	248,044.25	99.21770	389.78	937.50	0.40%
500,000,000	FEDERAL HOME LOAN MORTGAGE CORP CUSIP: 3134GVYP7 MATURITY DATE: 05/27/2025 RATE: 0.500% MOODY'S Aaa FEDERAL NATIONAL MORTGAGE ASSOCIATION CUSIP: 3135G04Z3 MATURITY DATE: 06/17/2025 RATE: 0.500% MOODY'S Aaa S&P AA+	92.33000	461,650.00	499,013.50	99.80270	854.17	2,500.00	0.54%
270,000,000	FEDERAL NATIONAL MORTGAGE ASSOCIATION CUSIP: 3135G04Z3 MATURITY DATE: 06/17/2025 RATE: 0.500% MOODY'S Aaa S&P AA+	92.48200	249,701.40	249,359.58	92.35540	386.25	1,350.00	0.54%
550,000,000	FEDERAL HOME LOAN MORTGAGE CORP CUSIP: 3137EAEU9 MATURITY DATE: 07/21/2025 RATE: 0.375% MOODY'S Aaa S&P AA+	91.91700	505,543.50	497,079.55	90.37810	395.31	2,062.50	0.41%

15



BNY MELLON
The Bank of New York Mellon Trust Company, N.A.

Statement Period 09/01/2023 Through 09/30/2023
Account 232530 Base Currency = USD
MASON COUNTY TREASURER

Statement of Assets Held by Asset Classification - Continued

Shares/Par Value	Asset Description	Market Price	Market Value	Cost	Average Cost	Accrued Income	Estimated Income	Market Yield
250,000.000	FEDERAL NATIONAL MORTGAGE ASSOCIATION CUSIP: 3135G05X7 MATURITY DATE: 08/25/2025 RATE: 0.375% MOODY'S Aaa S&P AA+	91.47600	228,690.00	246,443.75	98.57750	91.15	937.50	0.41%
250,000.000	FEDERAL HOME LOAN MORTGAGE CORP CUSIP: 3137EAEX3 MATURITY DATE: 09/23/2025 RATE: 0.375% MOODY'S Aaa S&P AA+	91.18000	227,950.00	249,817.25	99.92690	18.23	937.50	0.41%
600,000.000	PIERCE COUNTY SCHOOL DISTRICT NO 10 TACOMA CUSIP: 720424ZT0 MATURITY DATE: 12/01/2025 RATE: 0.843% MOODY'S Aaa S&P AA+	91.19300	547,158.00	545,472.00	90.91200	1,671.95	5,058.00	0.92%
250,000.000	UNITED STATES TREASURY NOTE/BOND CUSIP: 91282CBC4 MATURITY DATE: 12/31/2025 RATE: 0.375% MOODY'S Aaa S&P AA+	90.41000	226,025.00	247,578.75	99.03150	234.38	937.50	0.41%
250,000.000	FEDERAL FARM CREDIT BANKS FUNDING CORP CUSIP: 3133EMQX3 MATURITY DATE: 02/17/2026 RATE: 0.590% MOODY'S Aaa S&P AA+	89.69800	224,245.00	249,863.75	99.94550	176.18	1,475.00	0.66%
250,000.000	FEDERAL HOME LOAN BANKS CUSIP: 3130ALEY6 MATURITY DATE: 03/04/2026 RATE: 0.800% MOODY'S Aaa S&P AA+	90.00900	225,022.50	249,280.25	99.71210	144.44	2,000.00	0.89%
260,000.000	UNITED STATES TREASURY STRIP COUPON CUSIP: 912833LZ1 MATURITY DATE: 05/15/2026 RATE: 0.000% FEDERAL HOME LOAN BANKS CUSIP: 3130AMM41 MATURITY DATE: 06/16/2026 RATE: 1.000% MOODY'S Aaa S&P AA+	88.07200	228,987.20	250,182.00	96.22385	0.00	0.00	0.00%
500,000.000	UNITED STATES TREASURY NOTE/BOND CUSIP: 91282CCJ8 MATURITY DATE: 06/30/2026 RATE: 0.875%	89.58200	447,910.00	500,000.00	100.00000	1,444.44	5,000.00	1.12%
300,000.000	UNITED STATES TREASURY NOTE/BOND CUSIP: 91282CCJ8 MATURITY DATE: 06/30/2026 RATE: 0.875%	89.98400	269,952.00	269,024.70	89.67490	656.25	2,625.00	0.97%



BNY MELLON

The Bank of New York Mellon Trust Company, N.A.

Statement Period 09/01/2023 Through 09/30/2023
Account 232530
Base Currency = USD
MASON COUNTY TREASURER

Statement of Assets Held by Asset Classification - Continued

Shares/Par Value	Asset Description	Market Price	Market Value	Cost	Average Cost	Accrued Income	Estimated Income	Market Yield
500,000.000	MOODY'S Aaa FEDERAL HOME LOAN BANKS CUSIP: 3130ANELO MATURITY DATE: 08/12/2026 RATE: 1.000% MOODY'S Aaa S&P AA+	89.10600	445,530.00	495,407.50	99.08150	666.67	5,000.00	1.12%
250,000.000	UNITED STATES TREASURY NOTE/BOND CUSIP: 91282CCZ2 MATURITY DATE: 09/30/2026 RATE: 0.875% MOODY'S Aaa S&P AA+	89.24200	223,105.00	248,490.00	99.39600	1,093.75	2,187.50	0.98%
500,000.000	MOODY'S Aaa FEDERAL FARM CREDIT BANKS FUNDING CORP CUSIP: 3133ENDC1 MATURITY DATE: 11/03/2026 RATE: 1.330% MOODY'S Aaa S&P AA+	89.29600	446,480.00	500,000.00	100.00000	2,715.42	6,650.00	1.49%
250,000.000	FEDERAL NATIONAL MORTGAGE ASSOCIATION CUSIP: 3135G06L2 MATURITY DATE: 12/18/2026 RATE: 0.875% MOODY'S Aaa S&P AA+	87.62500	219,062.50	226,911.75	90.76470	619.79	2,187.50	1.00%
550,000.000	MOODY'S Aaa FEDERAL FARM CREDIT BANKS FUNDING CORP CUSIP: 3133EPEE1 MATURITY DATE: 03/29/2027 RATE: 4.000% MOODY'S Aaa S&P AA+	97.27900	535,034.50	550,979.00	100.17800	61.11	22,000.00	4.11%
420,000.000	UNIVERSITY OF WASHINGTON CUSIP: 91523NWF9 MATURITY DATE: 04/01/2027 RATE: 0.972% MOODY'S Aaa S&P AA+	87.23300	366,378.60	367,222.80	87.43400	2,029.86	4,082.40	1.11%
250,000.000	FEDERAL HOME LOAN BANKS CUSIP: 3130ARJIM4 MATURITY DATE: 04/21/2027 RATE: 3.000% MOODY'S Aaa S&P AA+	93.02900	232,572.50	250,000.00	100.00000	3,312.50	7,500.00	3.22%
300,000.000	COUNTY OF KING WA SEWER REVENUE CUSIP: 495290DQ8 MATURITY DATE: 07/01/2027 RATE: 1.195% MOODY'S Aa1 S&P AA+	87.29300	261,879.00	266,268.00	88.75600	886.29	3,585.00	1.37%
Total FIXED INCOME			13,227,325.21	13,703,216.69		32,277.25	152,326.90	1.15%



BNY MELLON

The Bank of New York Mellon Trust Company, N.A.

Statement Period 09/01/2023 Through 09/30/2023
Account 232530 Base Currency = USD
MASON COUNTY TREASURER

Statement of Assets Held by Asset Classification - Continued

Shares/Par Value	Asset Description	Market Price	Market Value	Cost	Average Cost	Accrued Income	Estimated Income	Market Yield
	ACCOUNT TOTALS		13,227,325.21	13,703,216.69		32,277.25	152,326.90	1.15%

Total Market Value Plus Total Accrued Income 13,259,602.46

Statement of Transactions by Transaction Date

Transaction Date	Transaction Description	Income	Principal	Cost	Realized Gains/Losses
09/01/23	ACCOUNT OPENING PERIOD BALANCE	33,629.75-	33,629.75	13,703,216.69	
09/05/23	Interest FEDERAL HOME LOAN BANKS RATE: 0.800% MATURITY: 03/04/26 TRADE DATE 09/04/23 SET/DATE 09/04/23 CUSIP 3130ALLEY6 250,000,000 SHARES	1,000.00	0.00	0.00	0.00
09/05/23	Cash Debit BNF: MASON COUNTY TREASURER NOTPROVIDED DETAIL: NET ACTIVITY OF 09.05.23 CREDIT MAS DETAIL: ON COUNTY TREASURER NET ACTIVITY OF A/C WITH: UMPQUA BAN K 97258,OR,US	1,000.00-	0.00	0.00	0.00
09/05/23	ACCOUNT CLOSING DAILY BALANCE	33,629.75-	33,629.75	13,703,216.69	0.00
09/14/23	Interest FEDERAL HOME LOAN BANKS RATE: 4.250% MATURITY: 03/14/25 TRADE DATE 09/14/23 SET/DATE 09/14/23 CUSIP 3130AURS5 250,000,000 SHARES	6,562.08	0.00	0.00	0.00
09/14/23	Cash Debit BNF: MASON COUNTY TREASURER NOTPROVIDED DETAIL: NET ACTIVITY OF 09.14.23 CREDIT MAS DETAIL: ON COUNTY TREASURER NET ACTIVITY OF A/C WITH: UMPQUA BAN K 97258,OR,US	6,562.08-	0.00	0.00	0.00
09/14/23	ACCOUNT CLOSING DAILY BALANCE	33,629.75-	33,629.75	13,703,216.69	0.00
09/25/23	Interest FEDERAL HOME LOAN MORTGAGE CORP	468.75	0.00	0.00	0.00



BNY MELLON

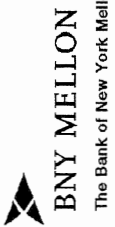
The Bank of New York Mellon Trust Company, N.A.

Statement Period 09/01/2023 Through 09/30/2023
Account 232530 Base Currency = USD
MASON COUNTY TREASURER

Statement of Transactions by Transaction Date - Continued

Transaction Date	Transaction Description	Income	Principal	Cost	Realized Gains/Losses
09/25/23	RATE: 0.375% MATURITY: 09/23/25 TRADE DATE 09/23/23 SET/DATE 09/23/23 CUSIP 3137EAEX3 250,000.000 SHARES Cash Debit BNF: MASON COUNTY TREASURER NOTPROVIDED DETAIL: NET ACTIVITY OF 09.25.23 CREDIT MAS DETAIL: ON COUNTY TREASURER NET ACTIVITY OF A/C WITH: UMPQUA BAN K 97258,OR,US	468.75-	0.00	0.00	0.00
09/25/23	ACCOUNT CLOSING DAILY BALANCE	33,629.75-	33,629.75	13,703,216.69	0.00
09/28/23	Interest FEDERAL FARM CREDIT BANKS FUNDING CORP RATE: 0.300% MATURITY: 03/28/24 TRADE DATE 09/28/23 SET/DATE 09/28/23 CUSIP 3133EMBE1 250,000.000 SHARES Cash Debit BNF: MASON COUNTY TREASURER NOTPROVIDED DETAIL: NET ACTIVITY OF 09.28.23 CREDIT MAS DETAIL: ON COUNTY TREASURER NET ACTIVITY OF A/C WITH: UMPQUA BAN K 97258,OR,US	375.00	0.00	0.00	0.00
09/28/23	Interest FEDERAL FARM CREDIT BANKS FUNDING CORP RATE: 4.000% MATURITY: 03/29/27 TRADE DATE 09/29/23 SET/DATE 09/29/23 CUSIP 3133EPEE1 550,000.000 SHARES Cash Debit BNF: MASON COUNTY TREASURER NOTPROVIDED DETAIL: NET ACTIVITY OF 09.29.23 CREDIT MAS DETAIL: ON COUNTY TREASURER NET ACTIVITY OF A/C WITH: UMPQUA BAN K 97258,OR,US	375.00-	0.00	0.00	0.00
09/28/23	ACCOUNT CLOSING DAILY BALANCE	33,629.75-	33,629.75	13,703,216.69	0.00
09/29/23	Interest FEDERAL FARM CREDIT BANKS FUNDING CORP RATE: 4.000% MATURITY: 03/29/27 TRADE DATE 09/29/23 SET/DATE 09/29/23 CUSIP 3133EPEE1 550,000.000 SHARES Cash Debit BNF: MASON COUNTY TREASURER NOTPROVIDED DETAIL: NET ACTIVITY OF 09.29.23 CREDIT MAS DETAIL: ON COUNTY TREASURER NET ACTIVITY OF A/C WITH: UMPQUA BAN K 97258,OR,US	11,000.00	0.00	0.00	0.00
09/29/23	ACCOUNT CLOSING DAILY BALANCE	33,629.75-	33,629.75	13,703,216.69	0.00

19



Statement Period 09/01/2023 Through 09/30/2023
 Account 232530 Base Currency = USD
 MASON COUNTY TREASURER

Statement of Transactions by Transaction Date - Continued

Transaction Date	Transaction Description	Income	Principal	Cost	Realized Gains/Losses
09/30/23	ACCOUNT CLOSING PERIOD BALANCE	33,629.75-	33,629.75	13,703,216.69	0.00

Cumulative realized capital gain and loss position from 12/31/2022 for securities held in principal of account:

Short Term: 16,308.75 * Long Term: 2,374.75 *

* The above gain and loss position does not include transactions where tax cost information is incomplete or unavailable.

20

Cash and securities set forth on this Account Statement are held by The Bank of New York Mellon, an affiliate of The Bank of New York Mellon Trust Company, N.A. In addition, The Bank of New York Mellon Trust Company, N.A. may utilize subsidiaries and affiliates to provide services and certain products to the Account. Subsidiaries and affiliates may be compensated for their services and products. The value of securities set forth on this Account Statement are obtained by The Bank of New York Mellon from unaffiliated third parties (including independent pricing vendors) ("third party pricing services"). The Bank of New York Mellon which determines such values for Corporate Trust on the basis of market prices and information obtained by The Bank of New York Mellon from unaffiliated third parties (including independent pricing vendors) ("third party pricing services"). The Bank of New York Mellon has not verified such market values or information and makes no assurances as to the accuracy or correctness of such market values or information or that the market values set forth on this Account Statement reflect the value of the securities that can be realized upon the sale of such securities. In addition, the market values for the securities set forth in this Account Statement may differ from the market prices and information for the same securities used by other business units of The Bank of New York Mellon Trust Company, N.A., The Bank of New York Mellon or their respective subsidiaries or affiliates based upon market prices and information received from other third party pricing services utilized by such other business units. Corporate Trust does not compare its market values with those used by, or reconcile different market values used by, other business units of The Bank of New York Mellon Trust Company, N.A., The Bank of New York Mellon or their respective subsidiaries or affiliates. Neither The Bank of New York Mellon Trust Company, N.A. nor The Bank of New York Mellon shall be liable for any loss, damage or expense incurred as a result of or arising from or related to the market values or information provided by third party pricing services or the differences in market prices or information provided by other third party pricing services.

8:26 AM

10/04/23

Accrual Basis

Mason County Treasurer's Office
Account QuickReport
As of September 30, 2023

Type	Date	Num	Name	Memo	Split	Amount	Balance
STATE POOL INVESTMENT LEDGER							13,703,216.69
800000030 - TDC - AGENCY BONDS							13,703,216.69
Total 800000030 - TDC - AGENCY BONDS							13,703,216.69
Total STATE POOL INVESTMENT LEDGER							13,703,216.69
TOTAL							13,703,216.69

21

Investment Statement Balance Sheet

Date: 9/30/2023

Local Government Investment

Pool (LGIP) Statement	Investments	Treasurer's Cash Sheet	LGIP Investments	Difference
\$	239,217,018.70	\$	238,166,791.88	\$ (1,050,226.82)

Difference:

September Investment Interest Earned

Balanced by: HB

Local Government Investment Pool
Statement of Account for No: 10230
Primary Account
September 2023

LISA FRAZIER
MASON COUNTY
PO BOX 429
SHELTON, WA 98584-8584

0.00M*

0.00S*

46,016,706.60C +
192,150,085.28 +
238,166,791.88 *

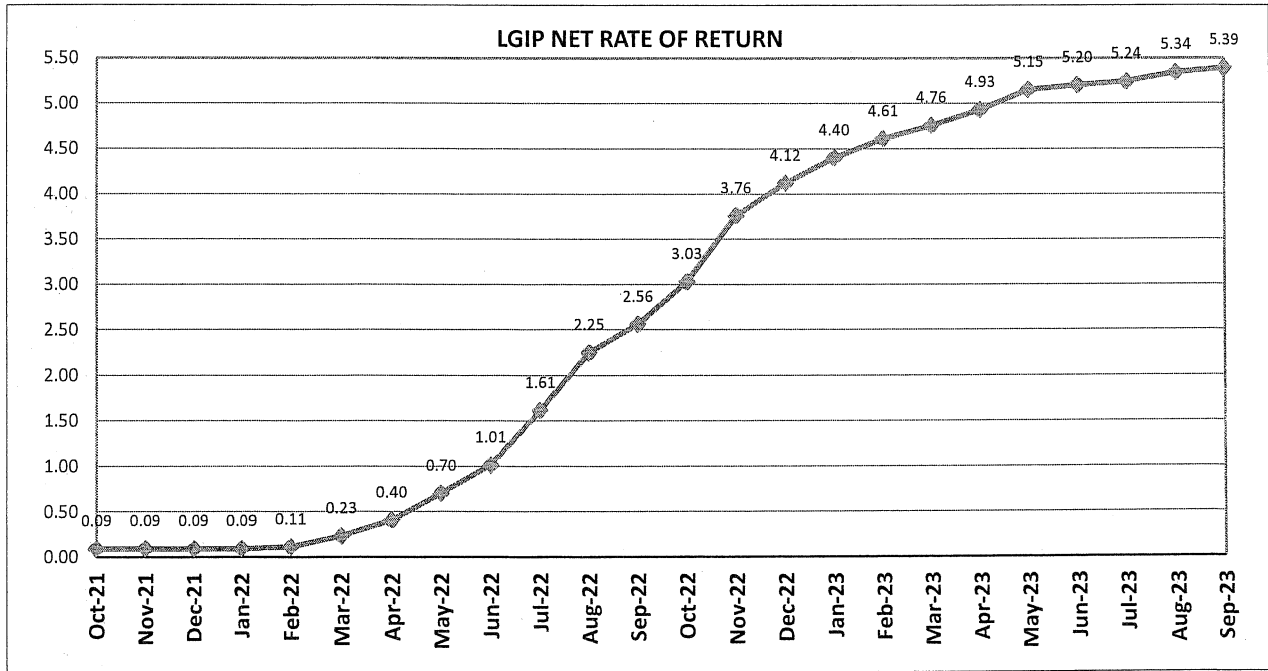
Date	Description	Comment	Deposits	Withdrawals	Balance
09/01/2023	Beginning Balance				238,900,802.68
09/06/2023	Deposit		4,191,989.00		243,092,791.68
09/07/2023	Withdrawal			1,847,767.74	241,245,023.94
09/08/2023	Withdrawal			4,132,500.00	237,112,523.94
09/18/2023	Deposit		1,019,352.17		238,131,876.11
09/21/2023	Withdrawal			3,000,000.00	235,131,876.11
09/26/2023	Withdrawal			1,209,487.08	233,922,389.03
09/29/2023	Deposit		4,244,402.85		238,166,791.88
09/30/2023	Month End Balance				238,166,791.88
	September Earnings	Daily Factor Earnings	1,050,226.82		
	Net Ending Balance				239,217,018.70

Account Summary

Beginning Balance:	238,900,802.68	Gross Earnings:	1,051,499.88
Deposits:	9,455,744.02	Administrative Fee:	1,273.06
Withdrawals:	10,189,754.82	Net Earnings:	1,050,226.82
Month End Balance:	238,166,791.88		
Administrative Fee Rate:	0.0065 %	Net Ending Balance:	239,217,018.70
Gross Earnings Rate:	5.3918 %		
Net Earnings Rate:	5.3853 %	Average Daily Balance:	237,270,760.94

**WASHINGTON STATE
LOCAL GOVERNMENT INVESTMENT POOL
September 30, 2023**

Investment Type	Average Balance	Sep-23	Average Balance	2023
	Sep-23	Percentage	CY 2023	Percentage
Agency Bullets	0.00	0.00%	0.00	0.00%
Agency Discount Notes	1,090,042,530.27	4.97%	1,574,954,234.04	7.30%
Agency Floating Rate Notes	4,398,233,172.50	20.05%	4,392,342,875.51	20.37%
Agency Variable Rate Notes	0.00	0.00%	0.00	0.00%
Certificates of Deposit	250,250,000.00	1.14%	144,193,681.32	0.67%
IB Bank Deposit	3,870,653,706.85	17.64%	3,702,639,422.81	17.17%
Repurchase Agreements	4,750,500,000.00	21.65%	4,035,223,443.21	18.71%
SOFR Floating Rate Notes	0.00	0.00%	0.00	0.00%
Supras - Bullets	0.00	0.00%	0.00	0.00%
Supras - Discount Notes	437,724,277.77	1.99%	484,223,974.05	2.25%
Supras- Floating Rate Notes	0.00	0.00%	0.00	0.00%
Supras - Variables	0.00	0.00%	0.00	0.00%
Term Repurchase Agreements	620,000,000.00	2.83%	228,571,428.57	1.06%
U.S. Treasury Securities	5,373,675,571.86	24.49%	6,126,748,208.35	28.41%
US Treasury Floating Rate Notes	1,150,093,742.97	5.24%	872,785,611.22	4.05%
Total Avg Daily Balance	21,941,173,002.21	100.00%	21,561,682,879.07	100.00%
Avg Days to Maturity	12 days			



Rates are calculated on a 365-day basis

Mason County, WA

Investment Activity LGIP Effective Date From: 9/1/2023 to 9/30/2023

Fund Code	Account Name	Account Description	Beginning Balance	Investments Acquired	Investments Liquidated	Ending Balance
103-000000-000-000	RURAL SALES & USE TAX FUND	CASH IN INVESTMENTS	1,908,660.00	115,000.00	0.00	2,023,660.00
104-000000-000-000	AUDITOR'S O&M FUND	CASH IN INVESTMENTS	350,000.00	100,000.00	50,000.00	400,000.00
105-000000-000-000	COUNTY ROAD	CASH IN INVESTMENTS	11,391,000.00	145,000.00	0.00	11,536,000.00
106-000000-000-000	PATHS & TRAILS RESERVE	CASH IN INVESTMENTS	165,000.00	0.00	0.00	165,000.00
109-000000-000-000	ELECTION EQUIPMENT HOLDING FND	CASH IN INVESTMENTS	245,000.00	0.00	0.00	245,000.00
117-000000-000-000	COMMUNITY SUPPORT SERVICES	CASH IN INVESTMENTS	1,121,000.00	289,000.00	0.00	1,410,000.00
118-000000-000-000	ABATEMENT/REPAIR/DEMOLITION	CASH IN INVESTMENTS	287,646.00	0.00	0.00	287,646.00
120-000000-000-000	REET ELECTRONIC TECHNOLOGY	CASH IN INVESTMENTS	90,981.00	1,200.00	0.00	92,181.00
150-000000-000-000	PUBLIC HEALTH FUND	CASH IN INVESTMENTS	1,979,000.00	800,000.00	0.00	2,779,000.00
155-000000-000-000	MASON COUNTY	CASH IN INVESTMENTS	5,999,000.00	0.00	85,000.00	5,914,000.00
163-000000-000-000	LODGING TAX (HOTEL/MOTEL)	CASH IN INVESTMENTS	1,321,000.00	100,000.00	0.00	1,421,000.00
164-000000-000-000	MENTAL HEALTH	CASH IN INVESTMENTS	2,265,000.00	100,000.00	0.00	2,365,000.00
180-000000-000-000	TREASURER'S M&O FUND	CASH IN INVESTMENTS	187,208.51	0.00	47,000.00	140,208.51
190-000000-000-000	VETERAN'S ASSISTANCE FUND	CASH IN INVESTMENTS	220,055.00	2,300.00	0.00	222,355.00
194-000000-000-000	MASON LAKE AQUATIC WEEDS MGMT	CASH IN INVESTMENTS	88,761.00	0.00	0.00	88,761.00
195-000000-000-000	MASON COUNTY	CASH IN INVESTMENTS	4,221.00	12,000.00	0.00	16,221.00
199-000000-000-000	ISLAND LAKE MGMT DISTRICT #1	CASH IN INVESTMENTS	25,962.00	0.00	0.00	25,962.00
205-000000-000-000	PUBLIC WKS FACILITY BOND '07	CASH IN INVESTMENTS	107,383.00	0.00	0.00	107,383.00
215-000000-000-000	MASON CTY LTGO 2013 BOND	CASH IN INVESTMENTS - POOL	167,464.00	0.00	0.00	167,464.00
250-000000-000-000	MC 2008 LTGO BOND FUND	CASH IN INVESTMENTS	282,218.00	0.00	0.00	282,218.00
350-000000-000-000	REET 1 CAPITAL IMPROVEMENTS	CASH IN INVESTMENTS	2,209,156.00	110,000.00	0.00	2,319,156.00
351-000000-000-000	REET 2 CAPITAL IMPROVEMENTS	CASH IN INVESTMENTS	5,643,658.00	150,000.00	0.00	5,793,658.00
402-000000-000-000	MASON COUNTY LANDFILL	CASH IN INVESTMENTS	2,915,000.00	0.00	250,000.00	2,665,000.00
403-000000-000-000	N.BAY/CASE INLET UTILITY	CASH IN INVESTMENTS	2,358,839.00	61,000.00	0.00	2,419,839.00
411-000000-000-000	RUSTLEWOOD SEWER & WATER	CASH IN INVESTMENTS	45,000.00	0.00	4,300.00	40,700.00
412-000000-000-000	BEARDS COVE WATER	CASH IN INVESTMENTS	595,000.00	0.00	0.00	595,000.00
413-000000-000-000	BELFAIR WW & WATER RECLAMATION	CASH IN INVESTMENTS	3,610,890.98	200,000.00	0.00	3,810,890.98
428-000000-000-000	CUM RESERVE LANDFILL	CASH IN INVESTMENTS	441,803.90	0.00	0.00	441,803.90
501-000000-000-000	EQUIPMENT RENTAL & REVOLVING	CASH IN INVESTMENTS	4,918,000.00	22,000.00	0.00	4,940,000.00
662-001010-000-000	CEMETERY DISTRICT #1	CASH IN INVESTMENTS	92,000.00	0.00	0.00	92,000.00
665-003010-000-000	FIRE DISTRICT #3 EXPENSE FUND	CASH IN INVESTMENTS	53,000.00	0.00	10,708.52	42,291.48
665-003020-000-000	FIRE DISTRICT #3 RESERVE FUND	CASH IN INVESTMENTS	147,850.54	0.00	0.00	147,850.54
665-003040-000-000	FIRE DISTRICT #3 EMS FUND	CASH IN INVESTMENTS	253,439.91	0.00	0.00	253,439.91
665-004020-000-000	FIRE DISTRICT #4 RESERVE FUND	CASH IN INVESTMENTS	461.92	0.00	0.00	461.92
665-006020-000-000	FIRE DISTRICT #6 RESERVE FUND	CASH IN INVESTMENTS	125,419.63	0.00	0.00	125,419.63
665-010010-000-000	FIRE DISTRICT #10 EXPENSE	CASH IN INVESTMENTS - POOL	2,960,823.52	0.00	200,000.00	2,760,823.52
665-010030-000-000	FIRE DIST #10 CONSTR FUND	CASH IN INVESTMENTS	27,843.58	0.00	0.00	27,843.58
665-012010-000-000	FIRE DISTRICT #12 EXPENSE FUND	CASH IN INVESTMENTS	3,000.00	0.00	0.00	3,000.00
665-012020-000-000	FIRE DISTRICT #12 RESERVE FUND	CASH IN INVESTMENTS	18,726.64	0.00	0.00	18,726.64

25

Mason County, WA

Investment Activity LGIP Effective Date From: 9/1/2023 to 9/30/2023

665-012040-000-000	FIRE DISTRICT #12 EMS FUND	CASH IN INVESTMENTS	9,765.38	0.00	9,765.38
665-012060-000-000	FIRE DISTRICT #12 BOND FUND	CASH IN INVESTMENTS	3,301.67	0.00	3,301.67
665-013020-000-000	FIRE DISTRICT #13 RESERVE FUND	CASH IN INVESTMENTS	2,131.03	0.00	2,131.03
665-016010-000-000	FIRE DISTRICT #16 EXPENSE FUND	CASH IN INVESTMENTS	5,248.67	0.00	5,248.67
665-016020-000-000	FIRE DISTRICT #16 RESERVE FUND	CASH IN INVESTMENTS	50,942.08	0.00	50,942.08
665-016040-000-000	FIRE DISTRICT #16 EMS FUND	CASH IN INVESTMENTS	700.00	0.00	700.00
665-017010-000-000	FIRE DISTRICT #17 EXPENSE FUND	CASH IN INVESTMENTS	30,531.68	0.00	30,531.68
665-017040-000-000	FIRE DISTRICT #17 EMS FUND	CASH IN INVESTMENTS	86,665.44	0.00	86,665.44
665-018010-000-000	FIRE DISTRICT #18 EXPENSE FUND	CASH IN INVESTMENTS	144,511.04	0.00	144,511.04
665-018020-000-000	FIRE DISTRICT #18 RESERVE FUND	CASH IN INVESTMENTS	137,916.00	0.00	137,916.00
665-018040-000-000	FIRE DISTRICT #18 EMS FUND	CASH IN INVESTMENTS	116,362.33	0.00	116,362.33
665-018060-000-000	FIRE DISTRICT #18 BOND FUND	CASH IN INVESTMENTS	23.43	0.00	23.43
668-010010-000-000	MASON COUNTY TRANSIT	CASH IN INVESTMENTS	17,750,000.00	0.00	17,750,000.00
670-000010-000-000	PORT OF ALLYN EXPENSE FUND	CASH IN INVESTMENTS	6,314.73	0.00	6,314.73
670-005010-000-000	PORT OF ALLYN INDUSTRIAL DEV	CASH IN INVESTMENTS	21,123.36	0.00	21,123.36
670-006010-000-000	PORT OF ALLYN WATER SYSTEM	CASH IN INVESTMENTS	537.00	0.00	537.00
670-010010-000-000	PORT OF DEWATTO	CASH IN INVESTMENTS	200,000.00	0.00	200,000.00
670-020010-000-000	PORT OF GRAPEVIEW	CASH IN INVESTMENTS	70,836.62	0.00	70,836.62
670-020030-000-000	PORT OF GRAPEVIEW CAPL. CONST.	CASH IN INVESTMENTS	7,832.30	0.00	7,832.30
670-030010-000-000	PORT OF HOODSPORT	CASH IN INVESTMENTS	343,836.50	0.00	343,836.50
675-001015-000-000	PHD #1 ADMINISTRATIVE FUND	CASH IN INVESTMENTS	83,750,793.64	441,277.86	84,192,071.50
675-001020-000-000	PUB.HOSP.#1 EMPLOYEES MED BEN	CASH IN INVESTMENTS	65,159.97	274.06	65,434.03
675-001035-000-000	MGH FUNDED DEPRECIATION	CASH IN INVESTMENTS	5,472,259.07	24,170.44	5,496,429.51
675-002015-000-000	HOSPITAL #2	CASH IN INVESTMENTS	680,000.00	0.00	680,000.00
685-042010-000-000	SCHOOL DISTRICT #42 GENERAL	CASH IN INVESTMENTS	394,819.29	0.00	394,819.29
685-042030-000-000	SCHOOL DIST. #42 CAP. PROJECT	CASH IN INVESTMENTS	524.67	0.00	524.67
685-042060-000-000	SCHOOL DIST. #42 DEBT. SERVICE	CASH IN INVESTMENTS	46,166.60	0.00	46,166.60
685-042080-000-000	SCHOOL DISTRICT #42 ASB	CASH IN INVESTMENTS	1,683.69	0.00	1,683.69
685-042090-000-000	SCHOOL DISTRICT #42 TRANS VEHI	CASH IN INVESTMENTS	216.95	0.00	216.95
685-054010-000-000	SCHOOL DISTRICT #54 GENERAL	CASH IN INVESTMENTS	652,608.07	0.00	652,608.07
685-054030-000-000	SCHOOL DIST. #54 CAP. PROJECT	CASH IN INVESTMENTS	132,665.01	0.00	132,665.01
685-054060-000-000	SCHOOL DISTRICT #54 DEBIT SERV	CASH IN INVESTMENTS	682,499.00	0.00	682,499.00
685-054080-000-000	SCHOOL DISTRICT #54 ASB FUND	CASH IN INVESTMENTS	8,894.72	0.00	8,894.72
685-054090-000-000	SCHOOL DISTRICT #54 TRANS VEHI	CASH IN INVESTMENTS	140,603.80	6,000.00	146,603.80
685-309030-000-000	SCHOOL DIST. #309 CAP PROJECT	CASH IN INVESTMENTS	70,097.72	597.22	70,694.94
685-309050-000-000	SCHOOL TRUST & AGENCY FUND	CASH IN INVESTMENTS	241,165.35	2,247.78	243,413.13
685-309060-000-000	SCHOOL DIST. #309 DEBT SERVICE	CASH IN INVESTMENTS	2,189,782.98	136,989.80	2,326,772.78
685-309080-000-000	SCHOOL DISTRICT #309 ASB FUND	CASH IN INVESTMENTS	317,473.38	0.00	317,473.38
685-309090-000-000	SCHOOL DIST. #309 TRANS VEHI	CASH IN INVESTMENTS	44,514.52	10,000.00	54,514.52
685-311010-000-000	SCHOOL DISTRICT #311 GENERAL	CASH IN INVESTMENTS	7,997,498.40	78,044.25	8,075,542.65
685-311030-000-000	SCHOOL DIST. #311 CAP. PROJECT	CASH IN INVESTMENTS	1,993,495.08	0.00	1,993,495.08
				74,588.74	1,918,906.34

Mason County, WA

Investment Activity LGIP Effective Date From: 9/1/2023 to 9/30/2023

685-311060-000-000	SCHOOL DISTRICT #311 DEBIT SER	648.05	2.72	0.00	650.77
685-311080-000-000	SCHOOL DISTRICT #311 ASB FUND	32,673.90	584.49	0.00	33,258.39
685-311090-000-000	SCHOOL DIST. #311 TRANS VEHI	49,001.03	5,053.31	0.00	54,054.34
685-402010-000-000	SCHOOL DISTRICT #402 GENERAL	615,411.17	0.00	0.00	615,411.17
685-402030-000-000	SCHOOL DIST. #402 CAP. PROJECT	108,000.00	1,000.00	0.00	109,000.00
685-402060-000-000	SCHOOL DIST.#402 DEBT. SERVICE	747,000.00	12,000.00	0.00	759,000.00
685-402080-000-000	SCHOOL DISTRICT #402 ASB FUND	46,341.33	0.00	0.00	46,341.33
685-402090-000-000	SCHOOL DIST. #402 TRANS VEHI	222,417.51	105,000.00	0.00	327,417.51
685-403010-000-000	SCHOOL DISTRICT #403 GENERAL	3,625,243.55	336,432.51	289,778.81	3,671,897.25
685-403030-000-000	SCHOOL DIST. #403 CAP. PROJECT	320,593.31	0.00	25,306.88	295,286.43
685-403060-000-000	SCHOOL DIST.#403 DEBT. SERVICE	1,766,359.41	33,686.64	0.00	1,800,046.05
685-403080-000-000	SCHOOL DISTRICT #403 ASB FUND	449,121.41	628.88	8,575.69	441,174.60
685-403090-000-000	SCHOOL DISTRICT#403 TRANS VEHI	331,865.16	122.34	0.00	331,987.50
685-404010-000-000	SCHOOL DISTRICT #404 GENERAL	696,486.11	0.00	25,000.00	671,486.11
685-404030-000-000	SCHOOL DIST.#404 CAP. PROJECT	1,129,565.00	64,000.00	0.00	1,193,565.00
685-404050-000-000	SCHOOL DIST#404 TRUST & AGENCY	65,387.16	350.00	0.00	65,737.16
685-404060-000-000	SCHOOL DIST#404 DEBT. SERVICE	16,707.39	1,400.00	0.00	18,107.39
685-404080-000-000	SCHOOL DIST#404 ASB FUND	22,720.76	2,800.00	0.00	25,520.76
685-404090-000-000	DIST 404 TRANS VEHICLE FUND	194,889.79	117,700.00	0.00	312,589.79
690-001010-000-000	BELFAIR WATER DIST#1 M&O	711.57	0.00	0.00	711.57
690-001045-000-000	BELFAIR WATER DIST. #1 IMPROVM	1,048.51	0.00	0.00	1,048.51
690-002010-000-000	TRAILS END WATER DIST.#2 GENER	27,481.80	0.00	0.00	27,481.80
690-002020-000-000	TEW DIST#2 RESERVE MAINTENANCE	26,983.79	0.00	0.00	26,983.79
690-002065-000-000	TEW DIST. #2 WATER REVENUE	118,781.64	0.00	0.00	118,781.64
690-002130-000-000	TEW DIST. #2 ASSESSMENT REVE.	8,533.18	0.00	0.00	8,533.18
690-003020-000-000	MLWD#3 CAPITAL IMPROV. RESERVE	152,034.80	5,700.00	0.00	157,734.80
690-005010-000-000	HARSTENE POINTE WTR-SWR DIST.	120,000.00	0.00	0.00	120,000.00
690-005020-000-000	HARSTENE POINTE WTR-SWR RESRV	368,815.23	3,315.15	0.00	372,130.38
690-005030-000-000	HARSTENE POINTE WTR-SWR ECOLOG	42,151.48	177.28	0.00	42,328.76
690-005050-000-000	FIRE DISTRICT 5 LTGO 2013	73,930.15	6,823.78	79,461.68	1,292.25
690-005070-000-000	HARTSTENE PTE WTR REV. BOND'12	43,979.63	184.97	0.00	44,164.60
800-000000-000-010	TREASURER DAILY CASH - ST POOL	47,927,176.82	10,128,274.02	12,038,744.24	46,016,706.60
Grand Total		237,850,034.94	13,732,337.50	13,415,680.56	238,166,791.88

21

Mason County Treasurer's Office

Account QuickReport

As of September 30, 2023

Type	Date	Num	Name	Memo	Split	Amount	Balance
STATE POOL INVESTMENT LEDGER							226,020,452.50
150 - PUBLIC HEALTH							0.00
General Journal	05/17/2023	WIRE	INVESTMENT ACQ...		Inv Deposit	2,205,000.00	2,205,000.00
General Journal	06/07/2023	WIRE	INVESTMENT ACQ...		Inv Deposit	42,000.00	2,247,000.00
General Journal	07/07/2023	WIRE	INVESTMENT LIQUI...		Inv Withdrawl	-188,000.00	2,059,000.00
General Journal	08/09/2023	WIRE	INVESTMENT LIQUI...		Inv Withdrawl	-80,000.00	1,979,000.00
General Journal	09/08/2023	WIRE	INVESTMENT ACQ...		Inv Deposit	800,000.00	2,779,000.00
Total 150 - PUBLIC HEALTH						2,779,000.00	2,779,000.00
117 - COMMUNITY SUPPORT SERVICE							0.00
General Journal	05/17/2023	WIRE	INVESTMENT ACQ...		Inv Deposit	1,521,000.00	1,521,000.00
General Journal	06/07/2023	WIRE	INVESTMENT LIQUI...		Inv Withdrawl	-106,000.00	1,415,000.00
General Journal	08/09/2023	WIRE	INVESTMENT LIQUI...		Inv Withdrawl	-294,000.00	1,121,000.00
General Journal	09/08/2023	WIRE	INVESTMENT ACQ...		Inv Deposit	289,000.00	1,410,000.00
Total 117 - COMMUNITY SUPPORT SERVICE						1,410,000.00	1,410,000.00
205-PW FACILITY BOND							2,634.31
General Journal	02/09/2023	WIRE	INVESTMENT ACQ...		Inv Deposit	995,274.69	997,909.00
General Journal	03/09/2023	WIRE	INVESTMENT ACQ...		Inv Deposit	2,474.00	1,000,383.00
General Journal	04/14/2023	WIRE	INVESTMENT ACQ...		Inv Deposit	3,000.00	1,003,383.00
General Journal	05/26/2023	WIRE	INVESTMENT LIQUI...		Inv Withdrawl	-918,000.00	85,383.00
General Journal	06/07/2023	WIRE	INVESTMENT ACQ...		Inv Deposit	15,000.00	100,383.00
General Journal	07/07/2023	WIRE	INVESTMENT ACQ...		Inv Deposit	6,000.00	106,383.00
General Journal	08/09/2023	WIRE	INVESTMENT ACQ...		Inv Deposit	1,000.00	107,383.00
Total 205-PW FACILITY BOND						104,748.69	107,383.00
155-AMERICAN RESCUE PLAN ACT							7,000,000.00
General Journal	04/14/2023	WIRE	INVESTMENT ACQ...		Inv Deposit	18,000.00	7,018,000.00
General Journal	06/07/2023	WIRE	INVESTMENT LIQUI...		Inv Withdrawl	-133,000.00	6,885,000.00
General Journal	07/12/2023	WIRE	INVESTMENT LIQUI...		Inv Withdrawl	-229,000.00	6,656,000.00
General Journal	07/21/2023	WIRE	INVESTMENT LIQUI...		Inv Withdrawl	-500,000.00	6,156,000.00
General Journal	08/09/2023	WIRE	INVESTMENT LIQUI...		Inv Withdrawl	-157,000.00	5,999,000.00
General Journal	09/08/2023	WIRE	INVESTMENT LIQUI...		Inv Withdrawl	-85,000.00	5,914,000.00
Total 155-AMERICAN RESCUE PLAN ACT						-1,086,000.00	5,914,000.00
665018060 - FIRE DIST #18 BOND							23.43
Total 665018060 - FIRE DIST #18 BOND							23.43
195 - SPENCER LAKE MANAGEMENT							7,650.88
General Journal	01/12/2023	WIRE	INVESTMENT ACQ...		Inv Deposit	100.00	7,750.88
General Journal	02/09/2023	WIRE	INVESTMENT ACQ...		Inv Deposit	0.12	7,751.00
General Journal	02/23/2023	WIRE	INVESTMENT LIQUI...		Inv Withdrawl	-50.00	7,701.00
General Journal	04/14/2023	WIRE	INVESTMENT ACQ...		Inv Deposit	2,000.00	9,701.00
General Journal	05/10/2023	WIRE	INVESTMENT ACQ...		Inv Deposit	7,000.00	16,701.00
General Journal	07/26/2023	WIRE	INVESTMENT LIQUI...		Inv Withdrawl	-7,500.00	9,201.00
General Journal	08/16/2023	WIRE	INVESTMENT LIQUI...		Inv Withdrawl	-4,810.00	4,391.00
General Journal	08/23/2023	WIRE	INVESTMENT LIQUI...		Inv Withdrawl	-170.00	4,221.00
General Journal	09/08/2023	WIRE	INVESTMENT ACQ...		Inv Deposit	12,000.00	16,221.00
Total 195 - SPENCER LAKE MANAGEMENT						8,570.12	16,221.00
675001064 - PHD #1 2019 SERIES							1,175,125.93
General Journal	01/12/2023	WIRE	INVESTMENT ACQ...		Inv Deposit	8,759.22	1,183,885.15
General Journal	02/07/2023	WIRE	INVESTMENT ACQ...		Inv Deposit	4,054.64	1,187,939.79
General Journal	03/09/2023	WIRE	INVESTMENT ACQ...		Inv Deposit	4,359.69	1,192,299.48
General Journal	04/07/2023	WIRE	INVESTMENT ACQ...		Inv Deposit	4,148.07	1,196,447.55
General Journal	05/26/2023	WIRE	INVESTMENT LIQUI...		Inv Withdrawl	-1,196,447.55	0.00
Total 675001064 - PHD #1 2019 SERIES						-1,175,125.93	0.00
675002015-HOSPITAL #2							680,000.00
Total 675002015-HOSPITAL #2							680,000.00
685311060-SD#311 DEBT SERVICE							629.65
General Journal	01/31/2023	WIRE	INVESTMENT ACQ...		Inv Deposit	1.83	631.48
General Journal	02/28/2023	WIRE	INVESTMENT ACQ...		Inv Deposit	2.09	633.57
General Journal	03/31/2023	WIRE	INVESTMENT ACQ...		Inv Deposit	2.23	635.80
General Journal	04/28/2023	WIRE	INVESTMENT ACQ...		Inv Deposit	2.12	637.92
General Journal	05/31/2023	WIRE	INVESTMENT ACQ...		Inv Deposit	2.43	640.35
General Journal	06/30/2023	WIRE	INVESTMENT ACQ...		Inv Deposit	2.45	642.80
General Journal	07/31/2023	WIRE	INVESTMENT ACQ...		Inv Deposit	2.65	645.45
General Journal	08/31/2023	WIRE	INVESTMENT ACQ...		Inv Deposit	2.60	648.05
General Journal	09/29/2023	WIRE	INVESTMENT ACQ...		Inv Deposit	2.72	650.77
Total 685311060-SD#311 DEBT SERVICE						21.12	650.77
103 - RURAL CO SALES & USE TAX							1,741,610.00

28

Mason County Treasurer's Office

Account QuickReport

As of September 30, 2023

Type	Date	Num	Name	Memo	Split	Amount	Balance
General Journal	01/12/2023	WIRE	INVESTMENT ACQ...		Inv Deposit	6,000.00	1,747,610.00
General Journal	01/19/2023	WIRE	INVESTMENT LIQUI...		Inv Withdrawl	-10,000.00	1,737,610.00
General Journal	02/09/2023	WIRE	INVESTMENT ACQ...		Inv Deposit	100,000.00	1,837,610.00
General Journal	02/23/2023	WIRE	INVESTMENT LIQUI...		Inv Withdrawl	-1,000.00	1,836,610.00
General Journal	03/09/2023	WIRE	INVESTMENT ACQ...		Inv Deposit	100,000.00	1,936,610.00
General Journal	04/14/2023	WIRE	INVESTMENT ACQ...		Inv Deposit	85,000.00	2,021,610.00
General Journal	04/20/2023	WIRE	INVESTMENT LIQUI...		Inv Withdrawl	-19,200.00	2,002,410.00
General Journal	05/10/2023	WIRE	INVESTMENT ACQ...		Inv Deposit	84,000.00	2,086,410.00
General Journal	05/25/2023	WIRE	INVESTMENT LIQUI...		Inv Withdrawl	-1,100.00	2,085,310.00
General Journal	06/07/2023	WIRE	INVESTMENT LIQUI...		Inv Withdrawl	-358,000.00	1,727,310.00
General Journal	06/08/2023	WIRE	INVESTMENT LIQUI...		Inv Withdrawl	-2,450.00	1,724,860.00
General Journal	07/07/2023	WIRE	INVESTMENT ACQ...		Inv Deposit	99,600.00	1,824,460.00
General Journal	07/20/2023	WIRE	INVESTMENT LIQUI...		Inv Withdrawl	-15,800.00	1,808,660.00
General Journal	08/09/2023	WIRE	INVESTMENT ACQ...		Inv Deposit	100,000.00	1,908,660.00
General Journal	09/08/2023	WIRE	INVESTMENT ACQ...		Inv Deposit	115,000.00	2,023,660.00
Total 103 - RURAL CO SALES & USE TAX						282,050.00	2,023,660.00
104 - AUDITOR'S O & M							350,000.00
General Journal	09/13/2023	WIRE	INVESTMENT ACQ...		Inv Deposit	100,000.00	450,000.00
General Journal	09/29/2023	WIRE	INVESTMENT LIQUI...		Inv Withdrawl	-50,000.00	400,000.00
Total 104 - AUDITOR'S O & M						50,000.00	400,000.00
105 - COUNTY ROAD							10,341,000.00
General Journal	01/12/2023	WIRE	INVESTMENT ACQ...		Inv Deposit	348,000.00	10,689,000.00
General Journal	01/23/2023	WIRE	INVESTMENT LIQUI...		Inv Withdrawl	-500,000.00	10,189,000.00
General Journal	02/09/2023	WIRE	INVESTMENT ACQ...		Inv Deposit	100,000.00	10,289,000.00
General Journal	03/09/2023	WIRE	INVESTMENT ACQ...		Inv Deposit	384,000.00	10,673,000.00
General Journal	04/14/2023	WIRE	INVESTMENT ACQ...		Inv Deposit	89,000.00	10,762,000.00
General Journal	05/10/2023	WIRE	INVESTMENT ACQ...		Inv Deposit	4,000,000.00	14,762,000.00
General Journal	06/07/2023	WIRE	INVESTMENT LIQUI...		Inv Withdrawl	-300,000.00	14,462,000.00
General Journal	07/07/2023	WIRE	INVESTMENT LIQUI...		Inv Withdrawl	-411,000.00	14,051,000.00
General Journal	07/26/2023	WIRE	INVESTMENT LIQUI...		Inv Withdrawl	-500,000.00	13,551,000.00
General Journal	08/09/2023	WIRE	INVESTMENT LIQUI...		Inv Withdrawl	-660,000.00	12,891,000.00
General Journal	08/23/2023	WIRE	INVESTMENT LIQUI...		Inv Withdrawl	-400,000.00	12,491,000.00
General Journal	08/31/2023	WIRE	INVESTMENT LIQUI...		Inv Withdrawl	-1,100,000.00	11,391,000.00
General Journal	09/08/2023	WIRE	INVESTMENT ACQ...		Inv Deposit	145,000.00	11,536,000.00
Total 105 - COUNTY ROAD						1,195,000.00	11,536,000.00
106 - PATHS & TRAILS RESERVE							165,000.00
Total 106 - PATHS & TRAILS RESERVE							165,000.00
109 - ELECTION EQUIP HOLDING							245,000.00
Total 109 - ELECTION EQUIP HOLDING							245,000.00
118 - ABATEMENT REPAIR & DEMO							278,931.00
General Journal	01/12/2023	WIRE	INVESTMENT ACQ...		Inv Deposit	1,900.00	280,831.00
General Journal	02/09/2023	WIRE	INVESTMENT ACQ...		Inv Deposit	900.00	281,731.00
General Journal	02/23/2023	WIRE	INVESTMENT LIQUI...		Inv Withdrawl	-200.00	281,531.00
General Journal	04/14/2023	WIRE	INVESTMENT ACQ...		Inv Deposit	2,000.00	283,531.00
General Journal	05/10/2023	WIRE	INVESTMENT ACQ...		Inv Deposit	1,000.00	284,531.00
General Journal	05/25/2023	WIRE	INVESTMENT LIQUI...		Inv Withdrawl	-150.00	284,381.00
General Journal	07/07/2023	WIRE	INVESTMENT ACQ...		Inv Deposit	1,200.00	285,581.00
General Journal	08/09/2023	WIRE	INVESTMENT ACQ...		Inv Deposit	2,300.00	287,881.00
General Journal	08/23/2023	WIRE	INVESTMENT LIQUI...		Inv Withdrawl	-200.00	287,681.00
General Journal	08/31/2023	WIRE	INVESTMENT LIQUI...		Inv Withdrawl	-35.00	287,646.00
Total 118 - ABATEMENT REPAIR & DEMO						8,715.00	287,646.00
120 - REET & PROPERTY TAX ADMIN							94,130.00
General Journal	01/12/2023	WIRE	INVESTMENT LIQUI...		Inv Withdrawl	-11,394.82	82,735.18
General Journal	02/09/2023	WIRE	INVESTMENT ACQ...		Inv Deposit	1,400.82	84,136.00
General Journal	02/23/2023	WIRE	INVESTMENT LIQUI...		Inv Withdrawl	-1,000.00	83,136.00
General Journal	03/09/2023	WIRE	INVESTMENT ACQ...		Inv Deposit	1,000.00	84,136.00
General Journal	04/14/2023	WIRE	INVESTMENT ACQ...		Inv Deposit	1,400.00	85,536.00
General Journal	05/10/2023	WIRE	INVESTMENT ACQ...		Inv Deposit	1,700.00	87,236.00
General Journal	05/25/2023	WIRE	INVESTMENT LIQUI...		Inv Withdrawl	-750.00	86,486.00
General Journal	06/07/2023	WIRE	INVESTMENT ACQ...		Inv Deposit	1,000.00	87,486.00
General Journal	07/07/2023	WIRE	INVESTMENT ACQ...		Inv Deposit	2,095.00	89,581.00
General Journal	08/09/2023	WIRE	INVESTMENT ACQ...		Inv Deposit	2,200.00	91,781.00
General Journal	08/23/2023	WIRE	INVESTMENT LIQUI...		Inv Withdrawl	-800.00	90,981.00
General Journal	09/08/2023	WIRE	INVESTMENT ACQ...		Inv Deposit	1,200.00	92,181.00
Total 120 - REET & PROPERTY TAX ADMIN						-1,949.00	92,181.00
163 - LODGING HOTEL/MOTEL TAX							625,000.00
General Journal	03/22/2023	WIRE	INVESTMENT ACQ...		Inv Deposit	646,000.00	1,271,000.00
General Journal	05/10/2023	WIRE	INVESTMENT ACQ...		Inv Deposit	14,000.00	1,285,000.00

29

Mason County Treasurer's Office

Account QuickReport

As of September 30, 2023

Type	Date	Num	Name	Memo	Split	Amount	Balance
General Journal	07/07/2023	WIRE	INVESTMENT ACQ...		Inv Deposit	36,000.00	1,321,000.00
General Journal	09/08/2023	WIRE	INVESTMENT ACQ...		Inv Deposit	100,000.00	1,421,000.00
Total 163 - LODGING HOTEL/MOTEL TAX						796,000.00	1,421,000.00
164 - MENTAL HEALTH							2,065,113.50
General Journal	01/03/2023	WIRE	INVESTMENT LIQUI...		Inv Withdrawl	-65,113.50	2,000,000.00
General Journal	02/09/2023	WIRE	INVESTMENT ACQ...		Inv Deposit	68,000.00	2,068,000.00
General Journal	03/09/2023	WIRE	INVESTMENT ACQ...		Inv Deposit	100,000.00	2,168,000.00
General Journal	04/14/2023	WIRE	INVESTMENT ACQ...		Inv Deposit	66,000.00	2,234,000.00
General Journal	04/28/2023	WIRE	INVESTMENT LIQUI...		Inv Withdrawl	-22,000.00	2,212,000.00
General Journal	06/07/2023	WIRE	INVESTMENT ACQ...		Inv Deposit	45,000.00	2,257,000.00
General Journal	07/07/2023	WIRE	INVESTMENT ACQ...		Inv Deposit	50,000.00	2,307,000.00
General Journal	07/12/2023	WIRE	INVESTMENT LIQUI...		Inv Withdrawl	-12,000.00	2,295,000.00
General Journal	07/13/2023	WIRE	INVESTMENT LIQUI...		Inv Withdrawl	-20,000.00	2,275,000.00
General Journal	07/21/2023	WIRE	INVESTMENT LIQUI...		Inv Withdrawl	-50,000.00	2,225,000.00
General Journal	08/09/2023	WIRE	INVESTMENT ACQ...		Inv Deposit	40,000.00	2,265,000.00
General Journal	09/08/2023	WIRE	INVESTMENT ACQ...		Inv Deposit	100,000.00	2,365,000.00
Total 164 - MENTAL HEALTH						299,886.50	2,365,000.00
180 - TREASURER'S M&O							94,308.51
General Journal	03/09/2023	WIRE	INVESTMENT ACQ...		Inv Deposit	10,000.00	104,308.51
General Journal	04/14/2023	WIRE	INVESTMENT ACQ...		Inv Deposit	70,000.00	174,308.51
General Journal	05/10/2023	WIRE	INVESTMENT ACQ...		Inv Deposit	29,000.00	203,308.51
General Journal	06/07/2023	WIRE	INVESTMENT LIQUI...		Inv Withdrawl	-7,000.00	196,308.51
General Journal	07/07/2023	WIRE	INVESTMENT LIQUI...		Inv Withdrawl	-7,400.00	188,908.51
General Journal	08/09/2023	WIRE	INVESTMENT LIQUI...		Inv Withdrawl	-1,700.00	187,208.51
General Journal	09/07/2023	WIRE	INVESTMENT LIQUI...		Inv Withdrawl	-47,000.00	140,208.51
Total 180 - TREASURER'S M&O						45,900.00	140,208.51
190 - VETERANS ASSISTANCE FUND							187,000.00
General Journal	02/09/2023	WIRE	INVESTMENT ACQ...		Inv Deposit	4,300.00	191,300.00
General Journal	02/15/2023	WIRE	INVESTMENT LIQUI...		Inv Withdrawl	-1,300.00	190,000.00
General Journal	02/23/2023	WIRE	INVESTMENT LIQUI...		Inv Withdrawl	-3,000.00	187,000.00
General Journal	02/28/2023	WIRE	INVESTMENT LIQUI...		Inv Withdrawl	-7,000.00	180,000.00
General Journal	03/09/2023	WIRE	INVESTMENT ACQ...		Inv Deposit	7,000.00	187,000.00
General Journal	04/14/2023	WIRE	INVESTMENT ACQ...		Inv Deposit	8,000.00	195,000.00
General Journal	05/10/2023	WIRE	INVESTMENT ACQ...		Inv Deposit	51,000.00	246,000.00
General Journal	05/25/2023	WIRE	INVESTMENT LIQUI...		Inv Withdrawl	-1,350.00	244,650.00
General Journal	06/02/2023	WIRE	INVESTMENT LIQUI...		Inv Withdrawl	-8,300.00	236,350.00
General Journal	06/07/2023	WIRE	INVESTMENT ACQ...		Inv Deposit	250.00	236,600.00
General Journal	06/08/2023	WIRE	INVESTMENT LIQUI...		Inv Withdrawl	-55.00	236,545.00
General Journal	06/29/2023	WIRE	INVESTMENT LIQUI...		Inv Withdrawl	-4,700.00	231,845.00
General Journal	07/07/2023	WIRE	INVESTMENT ACQ...		Inv Deposit	250.00	232,095.00
General Journal	07/26/2023	WIRE	INVESTMENT LIQUI...		Inv Withdrawl	-4,600.00	227,495.00
General Journal	08/03/2023	WIRE	INVESTMENT LIQUI...		Inv Withdrawl	-100.00	227,395.00
General Journal	08/09/2023	WIRE	INVESTMENT ACQ...		Inv Deposit	1,100.00	228,495.00
General Journal	08/16/2023	WIRE	INVESTMENT LIQUI...		Inv Withdrawl	-40.00	228,455.00
General Journal	08/23/2023	WIRE	INVESTMENT LIQUI...		Inv Withdrawl	-2,700.00	225,755.00
General Journal	08/31/2023	WIRE	INVESTMENT LIQUI...		Inv Withdrawl	-5,700.00	220,055.00
General Journal	09/08/2023	WIRE	INVESTMENT ACQ...		Inv Deposit	2,300.00	222,355.00
Total 190 - VETERANS ASSISTANCE FUND						35,355.00	222,355.00
194 - MASON LAKE LMD#2							68,211.00
General Journal	01/12/2023	WIRE	INVESTMENT ACQ...		Inv Deposit	350.00	68,561.00
General Journal	03/09/2023	WIRE	INVESTMENT ACQ...		Inv Deposit	2,000.00	70,561.00
General Journal	04/14/2023	WIRE	INVESTMENT ACQ...		Inv Deposit	3,000.00	73,561.00
General Journal	05/10/2023	WIRE	INVESTMENT ACQ...		Inv Deposit	17,500.00	91,061.00
General Journal	06/07/2023	WIRE	INVESTMENT ACQ...		Inv Deposit	500.00	91,561.00
General Journal	07/07/2023	WIRE	INVESTMENT ACQ...		Inv Deposit	500.00	92,061.00
General Journal	07/26/2023	WIRE	INVESTMENT LIQUI...		Inv Withdrawl	-3,300.00	88,761.00
Total 194 - MASON LAKE LMD#2						20,550.00	88,761.00
199 - ISLAND LAKE LMD#1							25,807.00
General Journal	01/12/2023	WIRE	INVESTMENT ACQ...		Inv Deposit	155.00	25,962.00
General Journal	09/06/2023	WIRE	INVESTMENT LIQUI...		Inv Withdrawl	-8,011.00	17,951.00
General Journal	09/08/2023	WIRE	INVESTMENT LIQUI...		Inv Withdrawl	-5,000.00	12,951.00
Total 199 - ISLAND LAKE LMD#1						-12,856.00	12,951.00
215 - MC LTGO BONDS 2013 A/B							61,434.96
General Journal	01/26/2023	WIRE	INVESTMENT ACQ...		Inv Deposit	18,000.04	79,435.00
General Journal	02/09/2023	WIRE	INVESTMENT ACQ...		Inv Deposit	95,533.00	174,968.00
General Journal	03/09/2023	WIRE	INVESTMENT ACQ...		Inv Deposit	496.00	175,464.00
General Journal	05/26/2023	WIRE	INVESTMENT LIQUI...		Inv Withdrawl	-28,000.00	147,464.00
General Journal	06/07/2023	WIRE	INVESTMENT ACQ...		Inv Deposit	2,000.00	149,464.00

Mason County Treasurer's Office

Account QuickReport

As of September 30, 2023

Type	Date	Num	Name	Memo	Split	Amount	Balance
General Journal	07/07/2023	WIRE	INVESTMENT ACQ...		Inv Deposit	17,000.00	166,464.00
General Journal	08/09/2023	WIRE	INVESTMENT ACQ...		Inv Deposit	1,000.00	167,464.00
Total 215 - MC LTGO BONDS 2013 A/B						106,029.04	167,464.00
250 - MASON CO LTGO BOND 2008							17,150.00
General Journal	02/09/2023	WIRE	INVESTMENT ACQ...		Inv Deposit	274,850.00	292,000.00
General Journal	03/09/2023	WIRE	INVESTMENT ACQ...		Inv Deposit	718.00	292,718.00
General Journal	05/31/2023	WIRE	INVESTMENT LIQUI...		Inv Withdrawl	-14,000.00	278,718.00
General Journal	07/07/2023	WIRE	INVESTMENT ACQ...		Inv Deposit	1,500.00	280,218.00
General Journal	08/09/2023	WIRE	INVESTMENT ACQ...		Inv Deposit	2,000.00	282,218.00
Total 250 - MASON CO LTGO BOND 2008						265,068.00	282,218.00
350 - CAP IMPROVEMENTS REET 1							2,131,156.00
General Journal	01/12/2023	WIRE	INVESTMENT ACQ...		Inv Deposit	106,000.00	2,237,156.00
General Journal	01/23/2023	WIRE	INVESTMENT LIQUI...		Inv Withdrawl	-300,000.00	1,937,156.00
General Journal	02/09/2023	WIRE	INVESTMENT ACQ...		Inv Deposit	90,000.00	2,027,156.00
General Journal	03/09/2023	WIRE	INVESTMENT ACQ...		Inv Deposit	82,000.00	2,109,156.00
General Journal	04/14/2023	WIRE	INVESTMENT ACQ...		Inv Deposit	100,000.00	2,209,156.00
General Journal	05/10/2023	WIRE	INVESTMENT ACQ...		Inv Deposit	90,000.00	2,299,156.00
General Journal	06/07/2023	WIRE	INVESTMENT ACQ...		Inv Deposit	130,000.00	2,429,156.00
General Journal	06/15/2023	WIRE	INVESTMENT LIQUI...		Inv Withdrawl	-900,000.00	1,529,156.00
General Journal	07/07/2023	WIRE	INVESTMENT ACQ...		Inv Deposit	500,000.00	2,029,156.00
General Journal	08/09/2023	WIRE	INVESTMENT ACQ...		Inv Deposit	180,000.00	2,209,156.00
General Journal	09/08/2023	WIRE	INVESTMENT ACQ...		Inv Deposit	110,000.00	2,319,156.00
Total 350 - CAP IMPROVEMENTS REET 1						188,000.00	2,319,156.00
351 - CAP IMPROVEMENTS REET 2							5,166,657.94
General Journal	02/09/2023	WIRE	INVESTMENT ACQ...		Inv Deposit	87,000.06	5,253,658.00
General Journal	03/09/2023	WIRE	INVESTMENT ACQ...		Inv Deposit	25,000.00	5,278,658.00
General Journal	04/14/2023	WIRE	INVESTMENT ACQ...		Inv Deposit	130,000.00	5,408,658.00
General Journal	05/10/2023	WIRE	INVESTMENT ACQ...		Inv Deposit	120,000.00	5,528,658.00
General Journal	05/26/2023	WIRE	INVESTMENT LIQUI...		Inv Withdrawl	-300,000.00	5,228,658.00
General Journal	06/07/2023	WIRE	INVESTMENT ACQ...		Inv Deposit	40,000.00	5,268,658.00
General Journal	07/07/2023	WIRE	INVESTMENT ACQ...		Inv Deposit	155,000.00	5,423,658.00
General Journal	08/09/2023	WIRE	INVESTMENT ACQ...		Inv Deposit	220,000.00	5,643,658.00
General Journal	09/08/2023	WIRE	INVESTMENT ACQ...		Inv Deposit	150,000.00	5,793,658.00
Total 351 - CAP IMPROVEMENTS REET 2						627,000.06	5,793,658.00
402 - MASON COUNTY LANDFILL							2,000,000.00
General Journal	02/09/2023	WIRE	INVESTMENT ACQ...		Inv Deposit	182,000.00	2,182,000.00
General Journal	03/09/2023	WIRE	INVESTMENT ACQ...		Inv Deposit	215,000.00	2,397,000.00
General Journal	04/14/2023	WIRE	INVESTMENT ACQ...		Inv Deposit	50,000.00	2,447,000.00
General Journal	05/10/2023	WIRE	INVESTMENT ACQ...		Inv Deposit	400,000.00	2,847,000.00
General Journal	06/07/2023	WIRE	INVESTMENT ACQ...		Inv Deposit	78,000.00	2,925,000.00
General Journal	07/07/2023	WIRE	INVESTMENT LIQUI...		Inv Withdrawl	-280,000.00	2,645,000.00
General Journal	08/09/2023	WIRE	INVESTMENT ACQ...		Inv Deposit	270,000.00	2,915,000.00
General Journal	09/08/2023	WIRE	INVESTMENT LIQUI...		Inv Withdrawl	-250,000.00	2,665,000.00
Total 402 - MASON COUNTY LANDFILL						665,000.00	2,665,000.00
403 - WASTEWATER N BAY/CASE INL							1,900,839.00
General Journal	01/12/2023	WIRE	INVESTMENT ACQ...		Inv Deposit	91,000.00	1,991,839.00
General Journal	03/09/2023	WIRE	INVESTMENT ACQ...		Inv Deposit	89,000.00	2,080,839.00
General Journal	04/14/2023	WIRE	INVESTMENT ACQ...		Inv Deposit	100,000.00	2,180,839.00
General Journal	05/10/2023	WIRE	INVESTMENT ACQ...		Inv Deposit	100,000.00	2,280,839.00
General Journal	06/07/2023	WIRE	INVESTMENT ACQ...		Inv Deposit	18,000.00	2,298,839.00
General Journal	08/09/2023	WIRE	INVESTMENT ACQ...		Inv Deposit	60,000.00	2,358,839.00
General Journal	09/08/2023	WIRE	INVESTMENT ACQ...		Inv Deposit	61,000.00	2,419,839.00
Total 403 - WASTEWATER N BAY/CASE INL						519,000.00	2,419,839.00
411 - RUSTLEWOOD SEWER/WATER							55,000.00
General Journal	02/23/2023	WIRE	INVESTMENT LIQUI...		Inv Withdrawl	-10,000.00	45,000.00
General Journal	09/29/2023	WIRE	INVESTMENT LIQUI...		Inv Withdrawl	-4,300.00	40,700.00
Total 411 - RUSTLEWOOD SEWER/WATER						-14,300.00	40,700.00
412 - BEARDS COVE WATER							595,000.00
Total 412 - BEARDS COVE WATER							595,000.00
413 - BELFAIR WW & WTR RECLAMTN							217,930.00
General Journal	01/26/2023	WIRE	INVESTMENT ACQ...		Inv Deposit	1,500,000.00	1,717,930.00
General Journal	02/09/2023	WIRE	INVESTMENT ACQ...		Inv Deposit	145,000.00	1,862,930.00
General Journal	03/23/2023	WIRE	INVESTMENT LIQUI...		Inv Withdrawl	-712,039.02	1,150,890.98
General Journal	04/14/2023	WIRE	INVESTMENT ACQ...		Inv Deposit	620,000.00	1,770,890.98
General Journal	05/10/2023	WIRE	INVESTMENT ACQ...		Inv Deposit	700,000.00	2,470,890.98
General Journal	06/07/2023	WIRE	INVESTMENT ACQ...		Inv Deposit	450,000.00	2,920,890.98

Mason County Treasurer's Office

Account QuickReport

As of September 30, 2023

Type	Date	Num	Name	Memo	Split	Amount	Balance
General Journal	07/07/2023	WIRE	INVESTMENT ACQ...		Inv Deposit	400,000.00	3,320,890.98
General Journal	08/09/2023	WIRE	INVESTMENT ACQ...		Inv Deposit	290,000.00	3,610,890.98
General Journal	09/08/2023	WIRE	INVESTMENT ACQ...		Inv Deposit	200,000.00	3,810,890.98
Total 413 - BELFAIR WW & WTR RECLAMTN						3,592,960.98	3,810,890.98
428 - CUM RESERVE LANDFILL							437,763.97
General Journal	02/09/2023	WIRE	INVESTMENT ACQ...		Inv Deposit	6,700.03	444,464.00
General Journal	02/23/2023	WIRE	INVESTMENT LIQUI...		Inv Withdrawl	-300.00	444,164.00
General Journal	03/09/2023	WIRE	INVESTMENT ACQ...		Inv Deposit	1,600.00	445,764.00
General Journal	03/16/2023	WIRE	INVESTMENT LIQUI...		Inv Withdrawl	-4,850.10	440,913.90
General Journal	04/14/2023	WIRE	INVESTMENT LIQUI...		Inv Withdrawl	-390.00	440,523.90
General Journal	05/10/2023	WIRE	INVESTMENT ACQ...		Inv Deposit	1,700.00	442,223.90
General Journal	05/25/2023	WIRE	INVESTMENT LIQUI...		Inv Withdrawl	-200.00	442,023.90
General Journal	06/21/2023	WIRE	INVESTMENT LIQUI...		Inv Withdrawl	-1,430.00	440,593.90
General Journal	07/07/2023	WIRE	INVESTMENT LIQUI...		Inv Withdrawl	-2,290.00	438,303.90
General Journal	08/09/2023	WIRE	INVESTMENT ACQ...		Inv Deposit	3,700.00	442,003.90
General Journal	08/23/2023	WIRE	INVESTMENT LIQUI...		Inv Withdrawl	-200.00	441,803.90
Total 428 - CUM RESERVE LANDFILL						4,039.93	441,803.90
501 - EQUIP RENTAL & REVOLVING							4,065,000.00
General Journal	01/12/2023	WIRE	INVESTMENT ACQ...		Inv Deposit	135,000.00	4,200,000.00
General Journal	04/14/2023	WIRE	INVESTMENT ACQ...		Inv Deposit	220,000.00	4,420,000.00
General Journal	05/10/2023	WIRE	INVESTMENT ACQ...		Inv Deposit	295,000.00	4,715,000.00
General Journal	06/07/2023	WIRE	INVESTMENT ACQ...		Inv Deposit	53,000.00	4,768,000.00
General Journal	07/07/2023	WIRE	INVESTMENT ACQ...		Inv Deposit	100,000.00	4,868,000.00
General Journal	08/09/2023	WIRE	INVESTMENT ACQ...		Inv Deposit	50,000.00	4,918,000.00
General Journal	09/08/2023	WIRE	INVESTMENT ACQ...		Inv Deposit	22,000.00	4,940,000.00
Total 501 - EQUIP RENTAL & REVOLVING						875,000.00	4,940,000.00
662 - CEMETERY DIST #1							92,000.00
Total 662 - CEMETERY DIST #1							92,000.00
665003010 - FIRE DIST #3 EXP							3,000.00
General Journal	07/20/2023	WIRE	INVESTMENT ACQ...		Inv Deposit	50,000.00	53,000.00
General Journal	09/20/2023	WIRE	INVESTMENT LIQUI...		Inv Withdrawl	-10,708.52	42,291.48
Total 665003010 - FIRE DIST #3 EXP						39,291.48	42,291.48
665003020 - FIRE DIST #3 RESV							147,850.54
Total 665003020 - FIRE DIST #3 RESV							147,850.54
665003040 - FIRE DIST #3 EMS							253,439.91
Total 665003040 - FIRE DIST #3 EMS							253,439.91
665004020 - FIRE DIST #4 RESV							461.92
Total 665004020 - FIRE DIST #4 RESV							461.92
665006020 - FIRE DIST #6 RESV							125,419.63
Total 665006020 - FIRE DIST #6 RESV							125,419.63
665010010 - FIRE DIST #10 EXP							3,185,703.01
General Journal	01/09/2023	WIRE	INVESTMENT LIQUI...		Inv Withdrawl	-174,879.49	3,010,823.52
General Journal	02/14/2023	WIRE	INVESTMENT LIQUI...		Inv Withdrawl	-300,000.00	2,710,823.52
General Journal	03/13/2023	WIRE	INVESTMENT LIQUI...		Inv Withdrawl	-100,000.00	2,610,823.52
General Journal	04/10/2023	WIRE	INVESTMENT LIQUI...		Inv Withdrawl	-50,000.00	2,560,823.52
General Journal	06/12/2023	WIRE	INVESTMENT ACQ...		Inv Deposit	600,000.00	3,160,823.52
General Journal	08/08/2023	WIRE	INVESTMENT LIQUI...		Inv Withdrawl	-200,000.00	2,960,823.52
General Journal	09/11/2023	WIRE	INVESTMENT LIQUI...		Inv Withdrawl	-200,000.00	2,760,823.52
Total 665010010 - FIRE DIST #10 EXP						-424,879.49	2,760,823.52
665010030 - FIRE DIST #10 CONST							399,770.01
General Journal	02/14/2023	WIRE	INVESTMENT LIQUI...		Inv Withdrawl	-15,579.63	384,190.38
General Journal	02/17/2023	WIRE	INVESTMENT LIQUI...		Inv Withdrawl	-354,303.41	29,886.97
General Journal	08/08/2023	WIRE	INVESTMENT LIQUI...		Inv Withdrawl	-2,043.39	27,843.58
Total 665010030 - FIRE DIST #10 CONST						-371,926.43	27,843.58
665011010 - FIRE DIST #11 EXP							215,586.17
General Journal	05/30/2023	WIRE	INVESTMENT LIQUI...		Inv Withdrawl	-215,586.17	0.00
Total 665011010 - FIRE DIST #11 EXP						-215,586.17	0.00
665011040 - FIRE DIST #11 EMS							210,610.83
General Journal	05/30/2023	WIRE	INVESTMENT LIQUI...		Inv Withdrawl	-210,610.83	0.00
Total 665011040 - FIRE DIST #11 EMS						-210,610.83	0.00
665012010 - FIRE DIST #12 EXP							3,000.00

32

Mason County Treasurer's Office

Account QuickReport

As of September 30, 2023

Type	Date	Num	Name	Memo	Split	Amount	Balance	
Total 665012010 - FIRE DIST #12 EXP							3,000.00	
665012020 - FIRE DIST #12 RESV							18,726.64	
Total 665012020 - FIRE DIST #12 RESV							18,726.64	
665012040 - FIRE DIST #12 EMS							9,765.38	
Total 665012040 - FIRE DIST #12 EMS							9,765.38	
665012060 - FIRE DIST #12 BOND							3,301.67	
Total 665012060 - FIRE DIST #12 BOND							3,301.67	
665013020 - FIRE DIST #13 RESV							2,131.03	
Total 665013020 - FIRE DIST #13 RESV							2,131.03	
665016010 - FIRE DIST #16 EXP							5,248.67	
Total 665016010 - FIRE DIST #16 EXP							5,248.67	
665016020 - FIRE DIST #16 RESV							50,942.08	
Total 665016020 - FIRE DIST #16 RESV							50,942.08	
665016040 - FIRE DIST #16 EMS							700.00	
Total 665016040 - FIRE DIST #16 EMS							700.00	
665017010 - FIRE DIST #17 EXP							30,531.68	
Total 665017010 - FIRE DIST #17 EXP							30,531.68	
665017040 - FIRE DIST #17 EMS							86,665.44	
Total 665017040 - FIRE DIST #17 EMS							86,665.44	
665018010 - FIRE DIST #18 EXP							144,511.04	
Total 665018010 - FIRE DIST #18 EXP							144,511.04	
665018020 - FIRE DIST #18 RESV							137,916.00	
Total 665018020 - FIRE DIST #18 RESV							137,916.00	
665018040 - FIRE DIST #18 EMS							116,362.33	
Total 665018040 - FIRE DIST #18 EMS							116,362.33	
668 - MC PUBLIC TRANS BENEFIT							16,250,000.00	
General Journal	01/12/2023	WIRE	INVESTMENT ACQ...		Inv Deposit	1,500,000.00	17,750,000.00	
Total 668 - MC PUBLIC TRANS BENEFIT							1,500,000.00	17,750,000.00
670000010 - PORT OF ALLYN							6,314.73	
Total 670000010 - PORT OF ALLYN							6,314.73	
670005010 - PORT OF ALLYN IN DV							21,123.36	
Total 670005010 - PORT OF ALLYN IN DV							21,123.36	
670006010 - PORT OF ALLYN WT SY							537.00	
Total 670006010 - PORT OF ALLYN WT SY							537.00	
670010010 - PORT OF DEWATTO							200,000.00	
Total 670010010 - PORT OF DEWATTO							200,000.00	
670020010 - PORT OF GRAPEVIEW							70,836.62	
Total 670020010 - PORT OF GRAPEVIEW							70,836.62	
670020030 -PORT OF GRAPEVIEW CC							7,832.30	
Total 670020030 -PORT OF GRAPEVIEW CC							7,832.30	
670030010 - PORT OF HOODSPORT							206,952.17	
General Journal	03/08/2023	WIRE	INVESTMENT ACQ...		Inv Deposit	52,640.77	259,592.94	
General Journal	03/08/2023	WIRE	INVESTMENT ACQ...		Inv Deposit	128,995.15	388,588.09	
General Journal	03/08/2023	WIRE	INVESTMENT LIQUI...		Inv Withdrawl	-75,000.00	313,588.09	
General Journal	03/23/2023	WIRE	INVESTMENT LIQUI...		Inv Withdrawl	-20,000.00	293,588.09	
General Journal	05/22/2023	WIRE	INVESTMENT LIQUI...		Inv Withdrawl	-32,000.00	261,588.09	
General Journal	07/20/2023	WIRE	INVESTMENT ACQ...		Inv Deposit	82,248.41	343,836.50	
Total 670030010 - PORT OF HOODSPORT							136,884.33	343,836.50
675001015 - PHD#1 ADMIN FUND							79,770,115.15	
General Journal	01/12/2023	WIRE	INVESTMENT ACQ...		Inv Deposit	279,453.52	80,049,568.67	
General Journal	02/07/2023	WIRE	INVESTMENT ACQ...		Inv Deposit	284,560.77	80,334,129.44	
General Journal	03/09/2023	WIRE	INVESTMENT ACQ...		Inv Deposit	401,844.18	80,735,973.62	
General Journal	04/07/2023	WIRE	INVESTMENT ACQ...		Inv Deposit	2,492,236.00	83,228,209.62	
General Journal	04/20/2023	WIRE	INVESTMENT LIQUI...		Inv Withdrawl	-1,000,000.00	82,228,209.62	
General Journal	05/05/2023	WIRE	INVESTMENT LIQUI...		Inv Withdrawl	-1,000,000.00	81,228,209.62	
General Journal	05/26/2023	WIRE	INVESTMENT ACQ...		Inv Deposit	1,000,000.00	82,228,209.62	
General Journal	05/26/2023	WIRE	INVESTMENT ACQ...		Inv Deposit	1,205,140.17	83,433,349.79	
General Journal	05/31/2023	WIRE	INVESTMENT LIQUI...		Inv Withdrawl	-1,051,545.25	82,381,804.54	
General Journal	06/06/2023	WIRE	INVESTMENT ACQ...		Inv Deposit	618,405.65	83,000,210.19	

34

Mason County Treasurer's Office

Account QuickReport

As of September 30, 2023

Type	Date	Num	Name	Memo	Split	Amount	Balance
General Journal	07/12/2023	WIRE	INVESTMENT ACQ...		Inv Deposit	384,264.51	83,384,474.70
General Journal	08/08/2023	WIRE	INVESTMENT ACQ...		Inv Deposit	366,318.94	83,750,793.64
General Journal	09/12/2023	WIRE	INVESTMENT ACQ...		Inv Deposit	441,277.86	84,192,071.50
Total 675001015 - PHD#1 ADMIN FUND						4,421,956.35	84,192,071.50
675001020 - PHD#1 EMP MED BEN							63,304.68
General Journal	01/12/2023	WIRE	INVESTMENT ACQ...		Inv Deposit	185.03	63,489.71
General Journal	02/07/2023	WIRE	INVESTMENT ACQ...		Inv Deposit	210.26	63,699.97
General Journal	03/09/2023	WIRE	INVESTMENT ACQ...		Inv Deposit	225.02	63,924.99
General Journal	04/07/2023	WIRE	INVESTMENT ACQ...		Inv Deposit	213.86	64,138.85
General Journal	05/26/2023	WIRE	INVESTMENT ACQ...		Inv Deposit	245.20	64,384.05
General Journal	06/06/2023	WIRE	INVESTMENT ACQ...		Inv Deposit	246.79	64,630.84
General Journal	07/12/2023	WIRE	INVESTMENT ACQ...		Inv Deposit	266.76	64,897.60
General Journal	08/08/2023	WIRE	INVESTMENT ACQ...		Inv Deposit	262.37	65,159.97
General Journal	09/12/2023	WIRE	INVESTMENT ACQ...		Inv Deposit	274.06	65,434.03
Total 675001020 - PHD#1 EMP MED BEN						2,129.35	65,434.03
675001035 - MGH FUNDED DEPRC							5,308,815.39
General Journal	01/12/2023	WIRE	INVESTMENT ACQ...		Inv Deposit	16,281.64	5,325,097.03
General Journal	02/07/2023	WIRE	INVESTMENT ACQ...		Inv Deposit	18,510.92	5,343,607.95
General Journal	03/09/2023	WIRE	INVESTMENT ACQ...		Inv Deposit	19,815.33	5,363,423.28
General Journal	04/07/2023	WIRE	INVESTMENT ACQ...		Inv Deposit	18,833.62	5,382,256.90
General Journal	05/26/2023	WIRE	INVESTMENT ACQ...		Inv Deposit	21,605.18	5,403,862.08
General Journal	06/06/2023	WIRE	INVESTMENT ACQ...		Inv Deposit	21,749.09	5,425,611.17
General Journal	07/12/2023	WIRE	INVESTMENT ACQ...		Inv Deposit	23,514.24	5,449,125.41
General Journal	08/08/2023	WIRE	INVESTMENT ACQ...		Inv Deposit	23,133.66	5,472,259.07
General Journal	09/12/2023	WIRE	INVESTMENT ACQ...		Inv Deposit	24,170.44	5,496,429.51
Total 675001035 - MGH FUNDED DEPRC						187,614.12	5,496,429.51
685042010 - SD#42 GENERAL							394,819.29
Total 685042010 - SD#42 GENERAL							394,819.29
685042030 - SD#42 CAP PROJ							524.67
Total 685042030 - SD#42 CAP PROJ							524.67
685042060 - SD#42 DEBT SERVICE							46,166.60
Total 685042060 - SD#42 DEBT SERVICE							46,166.60
685042080 - SD#42 ASB							1,683.69
Total 685042080 - SD#42 ASB							1,683.69
685042090 - SD#42 TRANS VEHICLE							216.95
Total 685042090 - SD#42 TRANS VEHICLE							216.95
685054010 - SD#54 GENERAL							287,608.07
General Journal	01/31/2023	WIRE	INVESTMENT ACQ...		Inv Deposit	50,000.00	337,608.07
General Journal	04/28/2023	WIRE	INVESTMENT ACQ...		Inv Deposit	100,000.00	437,608.07
General Journal	06/30/2023	WIRE	INVESTMENT LIQUI...		Inv Withdrawal	-25,000.00	412,608.07
General Journal	08/31/2023	WIRE	INVESTMENT ACQ...		Inv Deposit	240,000.00	652,608.07
General Journal	09/29/2023	WIRE	INVESTMENT LIQUI...		Inv Withdrawal	-200,000.00	452,608.07
Total 685054010 - SD#54 GENERAL						165,000.00	452,608.07
685054030 - SD#54 CAP PROJ							132,665.01
General Journal	09/29/2023	WIRE	INVESTMENT LIQUI...		Inv Withdrawal	-5,500.00	127,165.01
Total 685054030 - SD#54 CAP PROJ						-5,500.00	127,165.01
685054060 - SD#54 DEBT SERVICE							82,499.00
General Journal	04/28/2023	WIRE	INVESTMENT ACQ...		Inv Deposit	100,000.00	182,499.00
General Journal	08/31/2023	WIRE	INVESTMENT ACQ...		Inv Deposit	500,000.00	682,499.00
Total 685054060 - SD#54 DEBT SERVICE						600,000.00	682,499.00
685054080 - SD#54 ASB							4,894.72
General Journal	08/31/2023	WIRE	INVESTMENT ACQ...		Inv Deposit	4,000.00	8,894.72
Total 685054080 - SD#54 ASB						4,000.00	8,894.72
685054090 - SD#54 TRANS VEHICLE							105,603.80
General Journal	08/31/2023	WIRE	INVESTMENT ACQ...		Inv Deposit	35,000.00	140,603.80
General Journal	09/29/2023	WIRE	INVESTMENT ACQ...		Inv Deposit	6,000.00	146,603.80
Total 685054090 - SD#54 TRANS VEHICLE						41,000.00	146,603.80
685309010 - SD#309 GENERAL							0.00
General Journal	03/22/2023	WIRE	INVESTMENT ACQ...		Inv Deposit	125,000.00	125,000.00
General Journal	03/27/2023	WIRE	INVESTMENT LIQUI...		Inv Withdrawal	-8,195.00	116,805.00
General Journal	03/30/2023	WIRE	INVESTMENT LIQUI...		Inv Withdrawal	-116,805.00	0.00

35

Mason County Treasurer's Office

Account QuickReport

As of September 30, 2023

Type	Date	Num	Name	Memo	Split	Amount	Balance
General Journal	05/03/2023	WIRE	INVESTMENT ACQ...		Inv Deposit	2,000,000.00	2,000,000.00
General Journal	05/08/2023	WIRE	INVESTMENT LIQU...		Inv Withdrawl	-770,000.00	1,230,000.00
General Journal	05/31/2023	WIRE	INVESTMENT LIQU...		Inv Withdrawl	-1,230,000.00	0.00
General Journal	06/12/2023	WIRE	INVESTMENT ACQ...		Inv Deposit	500,000.00	500,000.00
General Journal	06/29/2023	WIRE	INVESTMENT LIQU...		Inv Withdrawl	-500,000.00	0.00
General Journal	09/19/2023	WIRE	INVESTMENT ACQ...		Inv Deposit	250,000.00	250,000.00
General Journal	09/26/2023	WIRE	INVESTMENT ACQ...		Inv Deposit	90,000.00	340,000.00
General Journal	09/28/2023	WIRE	INVESTMENT LIQU...		Inv Withdrawl	-340,000.00	0.00
Total 685309010 - SD#309 GENERAL						0.00	0.00
685309030 - SD#309 CAP PROJ							4,485.23
General Journal	01/27/2023	WIRE	INVESTMENT ACQ...		Inv Deposit	10,816.25	15,301.48
General Journal	03/22/2023	WIRE	INVESTMENT ACQ...		Inv Deposit	37.02	15,338.50
General Journal	04/07/2023	WIRE	INVESTMENT LIQU...		Inv Withdrawl	-1,948.60	13,389.90
General Journal	05/03/2023	WIRE	INVESTMENT ACQ...		Inv Deposit	58.80	13,448.70
General Journal	06/12/2023	WIRE	INVESTMENT ACQ...		Inv Deposit	56,393.43	69,842.13
General Journal	08/08/2023	WIRE	INVESTMENT ACQ...		Inv Deposit	255.59	70,097.72
General Journal	09/19/2023	WIRE	INVESTMENT ACQ...		Inv Deposit	295.36	70,393.08
General Journal	09/26/2023	WIRE	INVESTMENT ACQ...		Inv Deposit	301.86	70,694.94
Total 685309030 - SD#309 CAP PROJ						66,209.71	70,694.94
685309050 - SD#309 TR & AGENCY							236,640.55
General Journal	01/27/2023	WIRE	INVESTMENT ACQ...		Inv Deposit	1,269.32	237,909.87
General Journal	05/03/2023	WIRE	INVESTMENT ACQ...		Inv Deposit	2,339.44	240,249.31
General Journal	06/12/2023	WIRE	INVESTMENT ACQ...		Inv Deposit	916.04	241,165.35
General Journal	09/19/2023	WIRE	INVESTMENT ACQ...		Inv Deposit	1,200.00	242,365.35
General Journal	09/26/2023	WIRE	INVESTMENT ACQ...		Inv Deposit	1,047.78	243,413.13
Total 685309050 - SD#309 TR & AGENCY						6,772.58	243,413.13
685309060 - SD#309 DEBT SERVICE							327,041.86
General Journal	01/27/2023	WIRE	INVESTMENT ACQ...		Inv Deposit	57,408.97	384,450.83
General Journal	03/22/2023	WIRE	INVESTMENT ACQ...		Inv Deposit	208,660.21	593,111.04
General Journal	04/12/2023	WIRE	INVESTMENT ACQ...		Inv Deposit	355,719.70	948,830.74
General Journal	05/03/2023	WIRE	INVESTMENT ACQ...		Inv Deposit	1,879,879.99	2,828,710.73
General Journal	05/31/2023	WIRE	INVESTMENT LIQU...		Inv Withdrawl	-737,526.95	2,091,183.78
General Journal	06/12/2023	WIRE	INVESTMENT ACQ...		Inv Deposit	7,771.58	2,098,955.36
General Journal	08/08/2023	WIRE	INVESTMENT ACQ...		Inv Deposit	90,827.62	2,189,782.98
General Journal	09/19/2023	WIRE	INVESTMENT ACQ...		Inv Deposit	37,826.52	2,227,609.50
General Journal	09/26/2023	WIRE	INVESTMENT ACQ...		Inv Deposit	99,163.28	2,326,772.78
Total 685309060 - SD#309 DEBT SERVICE						1,999,730.92	2,326,772.78
685309080 - SD#309 ASB							392,473.38
General Journal	01/27/2023	WIRE	INVESTMENT LIQU...		Inv Withdrawl	-150,000.00	242,473.38
General Journal	04/12/2023	WIRE	INVESTMENT ACQ...		Inv Deposit	75,000.00	317,473.38
General Journal	09/01/2023	WIRE	INVESTMENT LIQU...		Inv Withdrawl	-8,605.00	308,868.38
Total 685309080 - SD#309 ASB						-83,605.00	308,868.38
685309090 -SD#309 TRANS VEHICLE							193,856.76
General Journal	01/27/2023	WIRE	INVESTMENT ACQ...		Inv Deposit	32.61	193,889.37
General Journal	03/22/2023	WIRE	INVESTMENT ACQ...		Inv Deposit	6,132.04	200,021.41
General Journal	04/12/2023	WIRE	INVESTMENT ACQ...		Inv Deposit	651.41	200,672.82
General Journal	05/03/2023	WIRE	INVESTMENT ACQ...		Inv Deposit	752.00	201,424.82
General Journal	06/07/2023	WIRE	INVESTMENT LIQU...		Inv Withdrawl	-158,823.03	42,601.79
General Journal	06/12/2023	WIRE	INVESTMENT ACQ...		Inv Deposit	771.74	43,373.53
General Journal	08/08/2023	WIRE	INVESTMENT ACQ...		Inv Deposit	1,140.99	44,514.52
General Journal	09/19/2023	WIRE	INVESTMENT ACQ...		Inv Deposit	10,000.00	54,514.52
Total 685309090 -SD#309 TRANS VEHICLE						-139,342.24	54,514.52
685311010 - SD#311 GENERAL							7,270,499.46
General Journal	01/31/2023	WIRE	INVESTMENT LIQU...		Inv Withdrawl	-96,843.15	7,173,656.31
General Journal	02/28/2023	WIRE	INVESTMENT LIQU...		Inv Withdrawl	-172,777.18	7,000,879.13
General Journal	03/31/2023	WIRE	INVESTMENT ACQ...		Inv Deposit	5,326.91	7,006,206.04
General Journal	04/28/2023	WIRE	INVESTMENT ACQ...		Inv Deposit	1,264,732.45	8,270,938.49
General Journal	05/31/2023	WIRE	INVESTMENT ACQ...		Inv Deposit	254,751.86	8,525,690.35
General Journal	06/30/2023	WIRE	INVESTMENT LIQU...		Inv Withdrawl	-1,309,808.23	7,215,882.12
General Journal	07/31/2023	WIRE	INVESTMENT ACQ...		Inv Deposit	423,656.04	7,639,538.16
General Journal	08/31/2023	WIRE	INVESTMENT ACQ...		Inv Deposit	357,960.24	7,997,498.40
General Journal	09/29/2023	WIRE	INVESTMENT ACQ...		Inv Deposit	78,044.25	8,075,542.65
Total 685311010 - SD#311 GENERAL						805,043.19	8,075,542.65
685311030 - SD#311 CAP PROJ							1,049,553.20
General Journal	01/31/2023	WIRE	INVESTMENT LIQU...		Inv Withdrawl	-3,725.47	1,045,827.73
General Journal	02/28/2023	WIRE	INVESTMENT ACQ...		Inv Deposit	11,904.31	1,057,732.04

36

Mason County Treasurer's Office

Account QuickReport

As of September 30, 2023

Type	Date	Num	Name	Memo	Split	Amount	Balance
General Journal	03/31/2023	WIRE	INVESTMENT LIQUI...		Inv Withdrawl	-23,828.80	1,033,903.24
General Journal	04/28/2023	WIRE	INVESTMENT LIQUI...		Inv Withdrawl	-57,257.34	976,645.90
General Journal	05/31/2023	WIRE	INVESTMENT ACQ...		Inv Deposit	4,221.63	980,867.53
General Journal	06/30/2023	WIRE	INVESTMENT ACQ...		Inv Deposit	1,004,117.22	1,984,984.75
General Journal	07/31/2023	WIRE	INVESTMENT ACQ...		Inv Deposit	4,223.16	1,989,207.91
General Journal	08/31/2023	WIRE	INVESTMENT ACQ...		Inv Deposit	4,287.17	1,993,495.08
General Journal	09/29/2023	WIRE	INVESTMENT LIQUI...		Inv Withdrawl	-74,588.74	1,918,906.34
Total 685311030 - SD#311 CAP PROJ						869,353.14	1,918,906.34
685311080 - SD#311 ASB							31,047.36
General Journal	01/31/2023	WIRE	INVESTMENT ACQ...		Inv Deposit	2,725.98	33,773.34
General Journal	02/28/2023	WIRE	INVESTMENT ACQ...		Inv Deposit	1,160.57	34,933.91
General Journal	03/31/2023	WIRE	INVESTMENT LIQUI...		Inv Withdrawl	-3,576.77	31,357.14
General Journal	04/28/2023	WIRE	INVESTMENT LIQUI...		Inv Withdrawl	-5,533.27	25,823.87
General Journal	05/31/2023	WIRE	INVESTMENT ACQ...		Inv Deposit	9,411.56	35,235.43
General Journal	06/30/2023	WIRE	INVESTMENT LIQUI...		Inv Withdrawl	-913.12	34,322.31
General Journal	07/31/2023	WIRE	INVESTMENT LIQUI...		Inv Withdrawl	-15.74	34,306.57
General Journal	08/31/2023	WIRE	INVESTMENT LIQUI...		Inv Withdrawl	-1,632.67	32,673.90
General Journal	09/29/2023	WIRE	INVESTMENT ACQ...		Inv Deposit	584.49	33,258.39
Total 685311080 - SD#311 ASB						2,211.03	33,258.39
685311090 -SD#311 TRANS VEHICLE							197,791.93
General Journal	01/31/2023	WIRE	INVESTMENT ACQ...		Inv Deposit	575.29	198,367.22
General Journal	02/28/2023	WIRE	INVESTMENT LIQUI...		Inv Withdrawl	-151,477.08	46,890.14
General Journal	03/31/2023	WIRE	INVESTMENT ACQ...		Inv Deposit	701.80	47,591.94
General Journal	04/28/2023	WIRE	INVESTMENT ACQ...		Inv Deposit	648.27	48,240.21
General Journal	05/31/2023	WIRE	INVESTMENT ACQ...		Inv Deposit	180.11	48,420.32
General Journal	06/30/2023	WIRE	INVESTMENT ACQ...		Inv Deposit	183.49	48,603.81
General Journal	07/31/2023	WIRE	INVESTMENT ACQ...		Inv Deposit	200.51	48,804.32
General Journal	08/31/2023	WIRE	INVESTMENT ACQ...		Inv Deposit	196.71	49,001.03
General Journal	09/29/2023	WIRE	INVESTMENT ACQ...		Inv Deposit	5,053.31	54,054.34
Total 685311090 -SD#311 TRANS VEHICLE						-143,737.59	54,054.34
685402010 - SD#402 GENERAL							1,295,411.17
General Journal	03/09/2023	WIRE	INVESTMENT ACQ...		Inv Deposit	900,000.00	2,195,411.17
General Journal	04/05/2023	WIRE	INVESTMENT LIQUI...		Inv Withdrawl	-265,000.00	1,930,411.17
General Journal	07/07/2023	WIRE	INVESTMENT LIQUI...		Inv Withdrawl	-900,000.00	1,030,411.17
General Journal	07/31/2023	WIRE	INVESTMENT ACQ...		Inv Deposit	350,000.00	1,380,411.17
General Journal	08/21/2023	WIRE	INVESTMENT LIQUI...		Inv Withdrawl	-765,000.00	615,411.17
Total 685402010 - SD#402 GENERAL						-680,000.00	615,411.17
685402030 - SD#402 CAP PROJ							81,000.00
General Journal	03/09/2023	WIRE	INVESTMENT ACQ...		Inv Deposit	15,000.00	96,000.00
General Journal	05/17/2023	WIRE	INVESTMENT ACQ...		Inv Deposit	7,000.00	103,000.00
General Journal	08/21/2023	WIRE	INVESTMENT ACQ...		Inv Deposit	5,000.00	108,000.00
General Journal	09/19/2023	WIRE	INVESTMENT ACQ...		Inv Deposit	1,000.00	109,000.00
Total 685402030 - SD#402 CAP PROJ						28,000.00	109,000.00
685402060 - SD#402 DEBT SERVICE							235,000.00
General Journal	03/09/2023	WIRE	INVESTMENT ACQ...		Inv Deposit	80,000.00	315,000.00
General Journal	04/05/2023	WIRE	INVESTMENT ACQ...		Inv Deposit	130,000.00	445,000.00
General Journal	05/17/2023	WIRE	INVESTMENT ACQ...		Inv Deposit	264,000.00	709,000.00
General Journal	07/07/2023	WIRE	INVESTMENT ACQ...		Inv Deposit	8,000.00	717,000.00
General Journal	07/31/2023	WIRE	INVESTMENT ACQ...		Inv Deposit	20,000.00	737,000.00
General Journal	08/21/2023	WIRE	INVESTMENT ACQ...		Inv Deposit	10,000.00	747,000.00
General Journal	09/19/2023	WIRE	INVESTMENT ACQ...		Inv Deposit	12,000.00	759,000.00
Total 685402060 - SD#402 DEBT SERVICE						524,000.00	759,000.00
685402080 - SD#402 ASB							42,009.41
General Journal	07/31/2023	WIRE	INVESTMENT ACQ...		Inv Deposit	3,000.00	45,009.41
General Journal	08/21/2023	WIRE	INVESTMENT ACQ...		Inv Deposit	1,331.92	46,341.33
Total 685402080 - SD#402 ASB						4,331.92	46,341.33
685402090 -SD#402 TRANS VEHICLE							214,818.14
General Journal	03/09/2023	WIRE	INVESTMENT ACQ...		Inv Deposit	4,000.00	218,818.14
General Journal	04/05/2023	WIRE	INVESTMENT ACQ...		Inv Deposit	3,500.00	222,318.14
General Journal	05/17/2023	WIRE	INVESTMENT LIQUI...		Inv Withdrawl	-1,500.00	220,818.14
General Journal	07/31/2023	WIRE	INVESTMENT ACQ...		Inv Deposit	1,000.00	221,818.14
General Journal	08/21/2023	WIRE	INVESTMENT ACQ...		Inv Deposit	599.37	222,417.51
General Journal	09/19/2023	WIRE	INVESTMENT ACQ...		Inv Deposit	105,000.00	327,417.51
Total 685402090 -SD#402 TRANS VEHICLE						112,599.37	327,417.51
685403010 - SD#403 GENERAL							2,410,633.38

Mason County Treasurer's Office

Account QuickReport

As of September 30, 2023

Type	Date	Num	Name	Memo	Split	Amount	Balance
General Journal	01/19/2023	WIRE	INVESTMENT LIQUI...		Inv Withdrawal	-154,015.85	2,256,617.53
General Journal	01/31/2023	WIRE	INVESTMENT ACQ...		Inv Deposit	552,993.06	2,809,610.59
General Journal	02/17/2023	WIRE	INVESTMENT LIQUI...		Inv Withdrawal	-400,536.06	2,409,074.53
General Journal	02/28/2023	WIRE	INVESTMENT ACQ...		Inv Deposit	602,280.65	3,011,355.18
General Journal	03/15/2023	WIRE	INVESTMENT LIQUI...		Inv Withdrawal	-567,942.48	2,443,412.70
General Journal	03/31/2023	WIRE	INVESTMENT ACQ...		Inv Deposit	100,894.14	2,544,306.84
General Journal	04/18/2023	WIRE	INVESTMENT LIQUI...		Inv Withdrawal	-33,796.00	2,510,510.84
General Journal	04/28/2023	WIRE	INVESTMENT ACQ...		Inv Deposit	296,184.22	2,806,695.06
General Journal	05/16/2023	WIRE	INVESTMENT ACQ...		Inv Deposit	1,110,842.20	3,917,537.26
General Journal	05/31/2023	WIRE	INVESTMENT LIQUI...		Inv Withdrawal	-1,067,506.37	2,850,030.89
General Journal	06/15/2023	WIRE	INVESTMENT ACQ...		Inv Deposit	27,347.93	2,877,378.82
General Journal	06/30/2023	WIRE	INVESTMENT LIQUI...		Inv Withdrawal	-431,274.98	2,446,103.84
General Journal	07/14/2023	WIRE	INVESTMENT LIQUI...		Inv Withdrawal	-269,505.12	2,176,598.72
General Journal	07/31/2023	WIRE	INVESTMENT ACQ...		Inv Deposit	1,256,387.61	3,432,986.33
General Journal	08/16/2023	WIRE	INVESTMENT LIQUI...		Inv Withdrawal	-391,935.85	3,041,050.48
General Journal	08/31/2023	WIRE	INVESTMENT ACQ...		Inv Deposit	584,193.07	3,625,243.55
General Journal	09/18/2023	WIRE	INVESTMENT LIQUI...		Inv Withdrawal	-289,778.81	3,335,464.74
General Journal	09/29/2023	WIRE	INVESTMENT ACQ...		Inv Deposit	336,432.51	3,671,897.25
Total 685403010 - SD#403 GENERAL						1,261,263.87	3,671,897.25
685403030 - SD#403 CAP PROJ							467,019.21
General Journal	01/19/2023	WIRE	INVESTMENT LIQUI...		Inv Withdrawal	-11,887.70	455,131.51
General Journal	02/17/2023	WIRE	INVESTMENT ACQ...		Inv Deposit	1,580.53	456,712.04
General Journal	02/28/2023	WIRE	INVESTMENT LIQUI...		Inv Withdrawal	-115,368.36	341,343.68
General Journal	03/15/2023	WIRE	INVESTMENT ACQ...		Inv Deposit	10,675.49	352,019.17
General Journal	03/31/2023	WIRE	INVESTMENT LIQUI...		Inv Withdrawal	-4,995.09	347,024.08
General Journal	04/18/2023	WIRE	INVESTMENT ACQ...		Inv Deposit	1,547.39	348,571.47
General Journal	04/28/2023	WIRE	INVESTMENT LIQUI...		Inv Withdrawal	-13,162.50	335,408.97
General Journal	05/16/2023	WIRE	INVESTMENT ACQ...		Inv Deposit	1,352.52	336,761.49
General Journal	05/31/2023	WIRE	INVESTMENT LIQUI...		Inv Withdrawal	-5,573.35	331,188.14
General Journal	06/15/2023	WIRE	INVESTMENT ACQ...		Inv Deposit	1,353.88	332,542.02
General Journal	07/14/2023	WIRE	INVESTMENT ACQ...		Inv Deposit	1,419.59	333,961.61
General Journal	08/16/2023	WIRE	INVESTMENT ACQ...		Inv Deposit	1,369.20	335,330.81
General Journal	08/31/2023	WIRE	INVESTMENT LIQUI...		Inv Withdrawal	-14,737.50	320,593.31
General Journal	09/18/2023	WIRE	INVESTMENT LIQUI...		Inv Withdrawal	-25,306.88	295,286.43
Total 685403030 - SD#403 CAP PROJ						-171,732.78	295,286.43
685403060 - SD#403 DEBT SERVICE							470,665.14
General Journal	01/19/2023	WIRE	INVESTMENT ACQ...		Inv Deposit	42,718.96	513,384.10
General Journal	02/17/2023	WIRE	INVESTMENT ACQ...		Inv Deposit	8,863.36	522,247.46
General Journal	03/15/2023	WIRE	INVESTMENT ACQ...		Inv Deposit	104,398.78	626,646.24
General Journal	04/18/2023	WIRE	INVESTMENT ACQ...		Inv Deposit	224,335.03	850,981.27
General Journal	05/16/2023	WIRE	INVESTMENT ACQ...		Inv Deposit	1,023,002.37	1,873,983.64
General Journal	06/01/2023	WIRE	INVESTMENT LIQUI...		Inv Withdrawal	-504,347.88	1,369,635.76
General Journal	06/15/2023	WIRE	INVESTMENT ACQ...		Inv Deposit	318,502.15	1,688,137.91
General Journal	07/14/2023	WIRE	INVESTMENT ACQ...		Inv Deposit	52,419.49	1,740,557.40
General Journal	08/16/2023	WIRE	INVESTMENT ACQ...		Inv Deposit	25,802.01	1,766,359.41
General Journal	09/18/2023	WIRE	INVESTMENT ACQ...		Inv Deposit	33,686.64	1,800,046.05
Total 685403060 - SD#403 DEBT SERVICE						1,329,380.91	1,800,046.05
685403080 - SD#403 ASB							476,998.14
General Journal	01/19/2023	WIRE	INVESTMENT LIQUI...		Inv Withdrawal	-4,677.06	472,321.08
General Journal	01/31/2023	WIRE	INVESTMENT ACQ...		Inv Deposit	6,045.32	478,366.40
General Journal	02/17/2023	WIRE	INVESTMENT ACQ...		Inv Deposit	13,575.38	491,941.78
General Journal	02/28/2023	WIRE	INVESTMENT LIQUI...		Inv Withdrawal	-262,177.85	229,763.93
General Journal	03/15/2023	WIRE	INVESTMENT ACQ...		Inv Deposit	250,813.69	480,577.62
General Journal	03/31/2023	WIRE	INVESTMENT LIQUI...		Inv Withdrawal	-9,143.68	471,433.94
General Journal	04/18/2023	WIRE	INVESTMENT LIQUI...		Inv Withdrawal	-10,024.05	461,409.89
General Journal	04/28/2023	WIRE	INVESTMENT LIQUI...		Inv Withdrawal	-3,441.31	457,968.58
General Journal	05/16/2023	WIRE	INVESTMENT ACQ...		Inv Deposit	24,822.65	482,791.23
General Journal	05/31/2023	WIRE	INVESTMENT LIQUI...		Inv Withdrawal	-1,630.52	481,160.71
General Journal	06/15/2023	WIRE	INVESTMENT LIQUI...		Inv Withdrawal	-20,700.91	460,459.80
General Journal	06/30/2023	WIRE	INVESTMENT LIQUI...		Inv Withdrawal	-11,775.77	448,684.03
General Journal	07/14/2023	WIRE	INVESTMENT ACQ...		Inv Deposit	8,518.91	457,202.94
General Journal	07/31/2023	WIRE	INVESTMENT LIQUI...		Inv Withdrawal	-1,891.00	455,311.94
General Journal	08/16/2023	WIRE	INVESTMENT ACQ...		Inv Deposit	1,958.49	457,270.43
General Journal	08/31/2023	WIRE	INVESTMENT LIQUI...		Inv Withdrawal	-8,149.02	449,121.41
General Journal	09/18/2023	WIRE	INVESTMENT ACQ...		Inv Deposit	628.88	449,750.29
General Journal	09/29/2023	WIRE	INVESTMENT LIQUI...		Inv Withdrawal	-8,575.69	441,174.60
Total 685403080 - SD#403 ASB						-35,823.54	441,174.60
685403090 -SD#403 TRANS VEHICLE							507,526.53
General Journal	01/19/2023	WIRE	INVESTMENT ACQ...		Inv Deposit	1,511.11	509,037.64
General Journal	02/17/2023	WIRE	INVESTMENT ACQ...		Inv Deposit	1,721.36	510,759.00
General Journal	03/15/2023	WIRE	INVESTMENT LIQUI...		Inv Withdrawal	-241,955.82	268,803.18

38

Mason County Treasurer's Office

Account QuickReport

As of September 30, 2023

Type	Date	Num	Name	Memo	Split	Amount	Balance
General Journal	04/18/2023	WIRE	INVESTMENT LIQUI...		Inv Withdraw	-242,050.76	26,752.42
General Journal	05/16/2023	WIRE	INVESTMENT ACQ...		Inv Deposit	1,477.95	28,230.37
General Journal	06/15/2023	WIRE	INVESTMENT ACQ...		Inv Deposit	631.13	28,861.50
General Journal	07/14/2023	WIRE	INVESTMENT ACQ...		Inv Deposit	114.35	28,975.85
General Journal	08/16/2023	WIRE	INVESTMENT ACQ...		Inv Deposit	116.04	29,091.89
General Journal	08/31/2023	WIRE	INVESTMENT ACQ...		Inv Deposit	302,773.27	331,865.16
General Journal	09/18/2023	WIRE	INVESTMENT ACQ...		Inv Deposit	122.34	331,987.50
Total 685403090 -SD#403 TRANS VEHICLE						-175,539.03	331,987.50
685404010 - SD#404 GENERAL							221,486.11
General Journal	03/31/2023	WIRE	INVESTMENT ACQ...		Inv Deposit	750,000.00	971,486.11
General Journal	04/28/2023	WIRE	INVESTMENT ACQ...		Inv Deposit	135,000.00	1,106,486.11
General Journal	05/31/2023	WIRE	INVESTMENT LIQUI...		Inv Withdraw	-175,000.00	931,486.11
General Journal	06/29/2023	WIRE	INVESTMENT LIQUI...		Inv Withdraw	-280,000.00	651,486.11
General Journal	07/31/2023	WIRE	INVESTMENT ACQ...		Inv Deposit	45,000.00	696,486.11
General Journal	09/29/2023	WIRE	INVESTMENT LIQUI...		Inv Withdraw	-25,000.00	671,486.11
Total 685404010 - SD#404 GENERAL						450,000.00	671,486.11
685404030 - SD#404 CAP PROJ							769,465.00
General Journal	03/31/2023	WIRE	INVESTMENT ACQ...		Inv Deposit	545,000.00	1,314,465.00
General Journal	04/28/2023	WIRE	INVESTMENT ACQ...		Inv Deposit	7,500.00	1,321,965.00
General Journal	05/31/2023	WIRE	INVESTMENT ACQ...		Inv Deposit	5,600.00	1,327,565.00
General Journal	06/29/2023	WIRE	INVESTMENT LIQUI...		Inv Withdraw	-94,000.00	1,233,565.00
General Journal	07/31/2023	WIRE	INVESTMENT LIQUI...		Inv Withdraw	-104,000.00	1,129,565.00
General Journal	09/29/2023	WIRE	INVESTMENT ACQ...		Inv Deposit	64,000.00	1,193,565.00
Total 685404030 - SD#404 CAP PROJ						424,100.00	1,193,565.00
685404050 - SD#404 TR & AGENCY							63,987.16
General Journal	03/31/2023	WIRE	INVESTMENT ACQ...		Inv Deposit	500.00	64,487.16
General Journal	04/28/2023	WIRE	INVESTMENT ACQ...		Inv Deposit	350.00	64,837.16
General Journal	05/31/2023	WIRE	INVESTMENT ACQ...		Inv Deposit	100.00	64,937.16
General Journal	06/29/2023	WIRE	INVESTMENT ACQ...		Inv Deposit	450.00	65,387.16
General Journal	09/29/2023	WIRE	INVESTMENT ACQ...		Inv Deposit	350.00	65,737.16
Total 685404050 - SD#404 TR & AGENCY						1,750.00	65,737.16
685404060 - SD#404 DEBT SERVICE							4,827.39
General Journal	03/31/2023	WIRE	INVESTMENT ACQ...		Inv Deposit	3,000.00	7,827.39
General Journal	04/28/2023	WIRE	INVESTMENT ACQ...		Inv Deposit	1,780.00	9,607.39
General Journal	05/31/2023	WIRE	INVESTMENT ACQ...		Inv Deposit	3,600.00	13,207.39
General Journal	06/29/2023	WIRE	INVESTMENT ACQ...		Inv Deposit	2,800.00	16,007.39
General Journal	07/31/2023	WIRE	INVESTMENT ACQ...		Inv Deposit	700.00	16,707.39
General Journal	09/29/2023	WIRE	INVESTMENT ACQ...		Inv Deposit	1,400.00	18,107.39
Total 685404060 - SD#404 DEBT SERVICE						13,280.00	18,107.39
685404080 - SD#404 ASB							24,670.76
General Journal	03/09/2023	WIRE	INVESTMENT LIQUI...		Inv Withdraw	-500.00	24,170.76
General Journal	03/31/2023	WIRE	INVESTMENT ACQ...		Inv Deposit	500.00	24,670.76
General Journal	04/28/2023	WIRE	INVESTMENT ACQ...		Inv Deposit	800.00	25,470.76
General Journal	06/29/2023	WIRE	INVESTMENT LIQUI...		Inv Withdraw	-1,200.00	24,270.76
General Journal	07/31/2023	WIRE	INVESTMENT LIQUI...		Inv Withdraw	-1,550.00	22,720.76
General Journal	09/29/2023	WIRE	INVESTMENT ACQ...		Inv Deposit	2,800.00	25,520.76
Total 685404080 - SD#404 ASB						850.00	25,520.76
685404090 -SD#404 TRANS VEHICLE							190,069.79
General Journal	03/31/2023	WIRE	INVESTMENT ACQ...		Inv Deposit	1,400.00	191,469.79
General Journal	04/28/2023	WIRE	INVESTMENT ACQ...		Inv Deposit	1,100.00	192,569.79
General Journal	05/31/2023	WIRE	INVESTMENT ACQ...		Inv Deposit	280.00	192,849.79
General Journal	06/29/2023	WIRE	INVESTMENT ACQ...		Inv Deposit	1,200.00	194,049.79
General Journal	07/31/2023	WIRE	INVESTMENT ACQ...		Inv Deposit	840.00	194,889.79
General Journal	09/29/2023	WIRE	INVESTMENT ACQ...		Inv Deposit	117,700.00	312,589.79
Total 685404090 -SD#404 TRANS VEHICLE						122,520.00	312,589.79
690001010 - BWD DIST#1 M&O							711.57
Total 690001010 - BWD DIST#1 M&O							711.57
690001045 - BWD #1 CAP IMPR FAC							1,048.51
Total 690001045 - BWD #1 CAP IMPR FAC							1,048.51
690002010 - TEW DIST#2 GENERAL							27,481.80
Total 690002010 - TEW DIST#2 GENERAL							27,481.80
690002020 - TEW DIST #2 RESV MT							26,983.79
Total 690002020 - TEW DIST #2 RESV MT							26,983.79

39

Mason County Treasurer's Office

Account QuickReport

As of September 30, 2023

Type	Date	Num	Name	Memo	Split	Amount	Balance	
690002065 - TEW DIST #2 WTR REV							118,781.64	
Total 690002065 - TEW DIST #2 WTR REV							118,781.64	
690002130 -TEW DIST #2 ASMT REV							8,533.18	
Total 690002130 -TEW DIST #2 ASMT REV							8,533.18	
690003020 - MLWD#3 CAP IMP RESV							137,834.80	
General Journal	05/10/2023	WIRE	INVESTMENT ACQ...		Inv Deposit	14,200.00	152,034.80	
General Journal	09/12/2023	WIRE	INVESTMENT ACQ...		Inv Deposit	5,700.00	157,734.80	
Total 690003020 - MLWD#3 CAP IMP RESV							19,900.00	157,734.80
690005010 -HARSTENE PT WTR/SWR							130,000.00	
General Journal	06/21/2023	WIRE	INVESTMENT LIQUI...		Inv Withdrawl	-10,000.00	120,000.00	
Total 690005010 -HARSTENE PT WTR/SWR							-10,000.00	120,000.00
690005020 -HARSTENE PT W/S RESV							337,942.19	
General Journal	01/03/2023	WIRE	INVESTMENT ACQ...		Inv Deposit	57,986.16	395,928.35	
General Journal	01/23/2023	WIRE	INVESTMENT ACQ...		Inv Deposit	1,376.78	397,305.13	
General Journal	01/25/2023	WIRE	INVESTMENT LIQUI...		Inv Withdrawl	-16,343.32	380,961.81	
General Journal	02/07/2023	WIRE	INVESTMENT ACQ...		Inv Deposit	1,475.97	382,437.78	
General Journal	03/08/2023	WIRE	INVESTMENT ACQ...		Inv Deposit	2,007.36	384,445.14	
General Journal	04/12/2023	WIRE	INVESTMENT ACQ...		Inv Deposit	1,686.37	386,131.51	
General Journal	05/05/2023	WIRE	INVESTMENT ACQ...		Inv Deposit	1,501.87	387,633.38	
General Journal	06/07/2023	WIRE	INVESTMENT ACQ...		Inv Deposit	1,852.49	389,485.87	
General Journal	06/21/2023	WIRE	INVESTMENT LIQUI...		Inv Withdrawl	-24,822.90	364,662.97	
General Journal	07/12/2023	WIRE	INVESTMENT ACQ...		Inv Deposit	1,979.95	366,642.92	
General Journal	08/08/2023	WIRE	INVESTMENT ACQ...		Inv Deposit	2,172.31	368,815.23	
General Journal	09/11/2023	WIRE	INVESTMENT ACQ...		Inv Deposit	3,315.15	372,130.38	
Total 690005020 -HARSTENE PT W/S RESV							34,188.19	372,130.38
690005030 -HARSTENE PT W/S ECOL							40,945.04	
General Journal	01/23/2023	WIRE	INVESTMENT ACQ...		Inv Deposit	119.68	41,064.72	
General Journal	02/07/2023	WIRE	INVESTMENT ACQ...		Inv Deposit	136.01	41,200.73	
General Journal	03/08/2023	WIRE	INVESTMENT ACQ...		Inv Deposit	145.39	41,346.12	
General Journal	04/12/2023	WIRE	INVESTMENT ACQ...		Inv Deposit	138.32	41,484.44	
General Journal	05/05/2023	WIRE	INVESTMENT ACQ...		Inv Deposit	158.61	41,643.05	
General Journal	06/07/2023	WIRE	INVESTMENT ACQ...		Inv Deposit	159.53	41,802.58	
General Journal	07/12/2023	WIRE	INVESTMENT ACQ...		Inv Deposit	179.22	41,981.80	
General Journal	08/08/2023	WIRE	INVESTMENT ACQ...		Inv Deposit	169.68	42,151.48	
General Journal	09/11/2023	WIRE	INVESTMENT ACQ...		Inv Deposit	177.28	42,328.76	
Total 690005030 -HARSTENE PT W/S ECOL							1,383.72	42,328.76
690005050-HARTSTENE DWSFR LOAN							20,464.17	
General Journal	01/23/2023	WIRE	INVESTMENT ACQ...		Inv Deposit	6,585.08	27,049.25	
General Journal	02/07/2023	WIRE	INVESTMENT ACQ...		Inv Deposit	6,613.71	33,662.96	
General Journal	03/08/2023	WIRE	INVESTMENT ACQ...		Inv Deposit	6,629.38	40,292.34	
General Journal	04/12/2023	WIRE	INVESTMENT ACQ...		Inv Deposit	6,658.34	46,950.68	
General Journal	05/05/2023	WIRE	INVESTMENT ACQ...		Inv Deposit	6,698.95	53,649.63	
General Journal	06/07/2023	WIRE	INVESTMENT ACQ...		Inv Deposit	6,721.38	60,371.01	
General Journal	07/12/2023	WIRE	INVESTMENT ACQ...		Inv Deposit	6,769.37	67,140.38	
General Journal	08/08/2023	WIRE	INVESTMENT ACQ...		Inv Deposit	6,789.77	73,930.15	
General Journal	09/11/2023	WIRE	INVESTMENT ACQ...		Inv Deposit	6,823.78	80,753.93	
General Journal	09/22/2023	WIRE	INVESTMENT LIQUI...		Inv Withdrawl	-79,461.68	1,292.25	
Total 690005050-HARTSTENE DWSFR LOAN							-19,171.92	1,292.25
690005070-HARTSTENE WATER BOND							42,079.35	
General Journal	01/23/2023	WIRE	INVESTMENT ACQ...		Inv Deposit	449.53	42,528.88	
General Journal	02/07/2023	WIRE	INVESTMENT ACQ...		Inv Deposit	467.31	42,996.19	
General Journal	03/08/2023	WIRE	INVESTMENT ACQ...		Inv Deposit	149.76	43,145.95	
General Journal	04/12/2023	WIRE	INVESTMENT ACQ...		Inv Deposit	144.11	43,290.06	
General Journal	05/05/2023	WIRE	INVESTMENT ACQ...		Inv Deposit	165.52	43,455.58	
General Journal	06/07/2023	WIRE	INVESTMENT ACQ...		Inv Deposit	166.48	43,622.06	
General Journal	07/12/2023	WIRE	INVESTMENT ACQ...		Inv Deposit	180.51	43,802.57	
General Journal	08/08/2023	WIRE	INVESTMENT ACQ...		Inv Deposit	177.06	43,979.63	
General Journal	09/11/2023	WIRE	INVESTMENT ACQ...		Inv Deposit	184.97	44,164.60	
Total 690005070-HARTSTENE WATER BOND							2,085.25	44,164.60
800000010 - TDC - STATE POOL							45,751,182.06	
General Journal	01/03/2023	WIRE	INVESTMENT ACQ...		Inv Deposit	5,500,000.00	51,251,182.06	
General Journal	01/06/2023	WIRE	INVESTMENT LIQUI...		Inv Withdrawl	-3,300,000.00	47,951,182.06	
General Journal	01/09/2023	WIRE	INVESTMENT LIQUI...		Inv Withdrawl	-400,000.00	47,551,182.06	
General Journal	01/12/2023	WIRE	INVESTMENT LIQUI...		Inv Withdrawl	-5,000,000.00	42,551,182.06	
General Journal	01/19/2023	WIRE	INVESTMENT ACQ...		Inv Deposit	136,350.54	42,687,532.60	
General Journal	01/23/2023	WIRE	INVESTMENT LIQUI...		Inv Withdrawl	-500,000.00	42,187,532.60	

Mason County Treasurer's Office

Account QuickReport

As of September 30, 2023

Type	Date	Num	Name	Memo	Split	Amount	Balance
General Journal	01/25/2023	WIRE	INVESTMENT LIQUI...		Inv Withdrawl	-800,000.00	41,387,532.60
General Journal	01/26/2023	WIRE	INVESTMENT LIQUI...		Inv Withdrawl	-4,400,000.00	36,987,532.60
General Journal	01/27/2023	WIRE	INVESTMENT LIQUI...		Inv Withdrawl	-1,244,000.00	35,743,532.60
General Journal	01/31/2023	WIRE	INVESTMENT ACQ...		Inv Deposit	2,500,000.00	38,243,532.60
General Journal	02/02/2023	WIRE	INVESTMENT ACQ...		Inv Deposit	5,500,000.00	43,743,532.60
General Journal	02/03/2023	WIRE	INVESTMENT LIQUI...		Inv Withdrawl	-1,174,879.49	42,568,653.11
General Journal	02/07/2023	WIRE	INVESTMENT LIQUI...		Inv Withdrawl	-1,760,000.00	40,808,653.11
General Journal	02/08/2023	WIRE	INVESTMENT LIQUI...		Inv Withdrawl	-3,000,000.00	37,808,653.11
General Journal	02/09/2023	WIRE	INVESTMENT LIQUI...		Inv Withdrawl	-1,000,000.00	36,808,653.11
General Journal	02/14/2023	WIRE	INVESTMENT ACQ...		Inv Deposit	315,579.63	37,124,232.74
General Journal	02/15/2023	WIRE	INVESTMENT LIQUI...		Inv Withdrawl	-800,000.00	36,324,232.74
General Journal	02/17/2023	WIRE	INVESTMENT ACQ...		Inv Deposit	1,600,000.00	37,924,232.74
General Journal	02/23/2023	WIRE	INVESTMENT LIQUI...		Inv Withdrawl	-1,185,000.00	36,739,232.74
General Journal	02/27/2023	WIRE	INVESTMENT LIQUI...		Inv Withdrawl	-2,200,000.00	34,539,232.74
General Journal	02/28/2023	WIRE	INVESTMENT ACQ...		Inv Deposit	9,500,000.00	44,039,232.74
General Journal	03/08/2023	WIRE	INVESTMENT LIQUI...		Inv Withdrawl	-115,567.81	43,923,664.93
General Journal	03/09/2023	WIRE	INVESTMENT LIQUI...		Inv Withdrawl	-4,900,000.00	39,023,664.93
General Journal	03/13/2023	WIRE	INVESTMENT ACQ...		Inv Deposit	100,000.00	39,123,664.93
General Journal	03/15/2023	WIRE	INVESTMENT ACQ...		Inv Deposit	1,900,000.00	41,023,664.93
General Journal	03/16/2023	WIRE	INVESTMENT ACQ...		Inv Deposit	4,850.10	41,028,515.03
General Journal	03/22/2023	WIRE	INVESTMENT ACQ...		Inv Deposit	500,000.00	41,528,515.03
General Journal	03/23/2023	WIRE	INVESTMENT LIQUI...		Inv Withdrawl	-2,800,000.00	38,728,515.03
General Journal	03/27/2023	WIRE	INVESTMENT ACQ...		Inv Deposit	8,195.00	38,736,710.03
General Journal	03/30/2023	WIRE	INVESTMENT ACQ...		Inv Deposit	116,805.00	38,853,515.03
General Journal	03/31/2023	WIRE	INVESTMENT ACQ...		Inv Deposit	5,000,000.00	43,853,515.03
General Journal	04/03/2023	WIRE	INVESTMENT ACQ...		Inv Deposit	6,753,450.33	50,606,965.36
General Journal	04/04/2023	WIRE	INVESTMENT LIQUI...		Inv Deposit	-1,305,000.00	49,301,965.36
General Journal	04/05/2023	WIRE	INVESTMENT ACQ...		Inv Deposit	131,500.00	49,433,465.36
General Journal	04/06/2023	WIRE	INVESTMENT LIQUI...		Inv Withdrawl	-3,421,345.72	46,012,119.64
General Journal	04/07/2023	WIRE	INVESTMENT LIQUI...		Inv Withdrawl	-2,513,482.95	43,498,636.69
General Journal	04/10/2023	WIRE	INVESTMENT ACQ...		Inv Deposit	50,000.00	43,548,636.69
General Journal	04/12/2023	WIRE	INVESTMENT ACQ...		Inv Deposit	1,000,000.00	44,548,636.69
General Journal	04/14/2023	WIRE	INVESTMENT LIQUI...		Inv Withdrawl	-500,000.00	44,048,636.69
General Journal	04/17/2023	WIRE	INVESTMENT ACQ...		Inv Deposit	1,250,000.00	45,298,636.69
General Journal	04/18/2023	WIRE	INVESTMENT ACQ...		Inv Deposit	59,988.39	45,358,625.08
General Journal	04/20/2023	WIRE	INVESTMENT ACQ...		Inv Deposit	11,000,000.00	56,358,625.08
General Journal	04/21/2023	WIRE	INVESTMENT ACQ...		Inv Deposit	1,374,000.00	57,732,625.08
General Journal	04/25/2023	WIRE	INVESTMENT ACQ...		Inv Deposit	2,000,000.00	59,732,625.08
General Journal	04/27/2023	WIRE	INVESTMENT ACQ...		Inv Deposit	3,000,000.00	62,732,625.08
General Journal	04/28/2023	WIRE	INVESTMENT ACQ...		Inv Deposit	7,500,000.00	70,232,625.08
General Journal	05/02/2023	WIRE	INVESTMENT ACQ...		Inv Deposit	8,000,000.00	78,232,625.08
General Journal	05/03/2023	WIRE	INVESTMENT LIQUI...		Inv Withdrawl	-3,500,000.00	74,732,625.08
General Journal	05/05/2023	WIRE	INVESTMENT ACQ...		Inv Deposit	2,200,000.00	76,932,625.08
General Journal	05/08/2023	WIRE	INVESTMENT ACQ...		Inv Deposit	1,885,143.55	78,817,768.63
General Journal	05/10/2023	WIRE	INVESTMENT LIQUI...		Inv Withdrawl	-9,000,000.00	69,817,768.63
General Journal	05/16/2023	WIRE	INVESTMENT LIQUI...		Inv Withdrawl	-2,900,000.00	66,917,768.63
General Journal	05/17/2023	WIRE	INVESTMENT LIQUI...		Inv Withdrawl	-13,500,000.00	53,417,768.63
General Journal	05/18/2023	WIRE	INVESTMENT LIQUI...		Inv Withdrawl	-5,500,000.00	47,917,768.63
General Journal	05/22/2023	WIRE	INVESTMENT ACQ...		Inv Deposit	32,000.00	47,949,768.63
General Journal	05/25/2023	WIRE	INVESTMENT ACQ...		Inv Deposit	3,550.00	47,953,318.63
General Journal	05/26/2023	WIRE	INVESTMENT LIQUI...		Inv Withdrawl	-1,400,000.00	46,553,318.63
General Journal	05/30/2023	WIRE	INVESTMENT LIQUI...		Inv Withdrawl	-4,000,000.00	42,553,318.63
General Journal	06/01/2023	WIRE	INVESTMENT ACQ...		Inv Deposit	4,500,000.00	47,053,318.63
General Journal	06/02/2023	WIRE	INVESTMENT ACQ...		Inv Deposit	8,300.00	47,061,618.63
General Journal	06/06/2023	WIRE	INVESTMENT ACQ...		Inv Deposit	1,200,000.00	48,261,618.63
General Journal	06/07/2023	WIRE	INVESTMENT LIQUI...		Inv Withdrawl	-262,000.00	47,999,618.63
General Journal	06/08/2023	WIRE	INVESTMENT ACQ...		Inv Deposit	2,505.00	48,002,123.63
General Journal	06/12/2023	WIRE	INVESTMENT LIQUI...		Inv Withdrawl	-1,165,852.79	46,836,270.84
General Journal	06/15/2023	WIRE	INVESTMENT LIQUI...		Inv Withdrawl	-6,117,000.00	40,719,270.84
General Journal	06/21/2023	WIRE	INVESTMENT ACQ...		Inv Deposit	36,252.90	40,755,523.74
General Journal	06/29/2023	WIRE	INVESTMENT LIQUI...		Inv Withdrawl	-2,000,000.00	38,755,523.74
General Journal	06/30/2023	WIRE	INVESTMENT ACQ...		Inv Deposit	3,500,000.00	42,255,523.74
General Journal	07/07/2023	WIRE	INVESTMENT ACQ...		Inv Deposit	2,510,000.00	44,765,523.74
General Journal	07/12/2023	WIRE	INVESTMENT LIQUI...		Inv Withdrawl	-1,200,000.00	43,565,523.74
General Journal	07/13/2023	WIRE	INVESTMENT LIQUI...		Inv Withdrawl	-3,000,000.00	40,565,523.74
General Journal	07/14/2023	WIRE	INVESTMENT ACQ...		Inv Deposit	207,032.78	40,772,556.52
General Journal	07/20/2023	WIRE	INVESTMENT LIQUI...		Inv Withdrawl	-116,448.41	40,656,108.11
General Journal	07/26/2023	WIRE	INVESTMENT LIQUI...		Inv Withdrawl	-1,300,000.00	39,356,108.11
General Journal	07/27/2023	WIRE	INVESTMENT LIQUI...		Inv Withdrawl	-3,647,000.00	35,709,108.11
General Journal	07/31/2023	WIRE	INVESTMENT ACQ...		Inv Deposit	4,000,000.00	39,709,108.11
General Journal	08/03/2023	WIRE	INVESTMENT ACQ...		Inv Deposit	5,000,000.00	44,709,108.11
General Journal	08/08/2023	WIRE	INVESTMENT LIQUI...		Inv Withdrawl	-1,500,000.00	43,209,108.11
General Journal	08/09/2023	WIRE	INVESTMENT LIQUI...		Inv Withdrawl	-880,000.00	42,329,108.11
General Journal	08/10/2023	WIRE	INVESTMENT LIQUI...		Inv Withdrawl	-3,000,000.00	39,329,108.11
General Journal	08/16/2023	WIRE	INVESTMENT ACQ...		Inv Deposit	1,400,000.00	40,729,108.11
General Journal	08/21/2023	WIRE	INVESTMENT ACQ...		Inv Deposit	748,068.71	41,477,176.82
General Journal	08/23/2023	WIRE	INVESTMENT LIQUI...		Inv Withdrawl	-550,000.00	40,927,176.82
General Journal	08/28/2023	WIRE	INVESTMENT ACQ...		Inv Deposit	2,000,000.00	42,927,176.82

41

Mason County Treasurer's Office
Account QuickReport
As of September 30, 2023

Type	Date	Num	Name	Memo	Split	Amount	Balance
General Journal	08/31/2023	WIRE	INVESTMENT ACQ...		Inv Deposit	5,000,000.00	47,927,176.82
General Journal	09/01/2023	WIRE	INVESTMENT ACQ...		Inv Deposit	8,605.00	47,935,781.82
General Journal	09/06/2023	WIRE	INVESTMENT ACQ...		Inv Deposit	4,200,000.00	52,135,781.82
General Journal	09/07/2023	WIRE	INVESTMENT LIQUI...		Inv Withdrawl	-750,000.00	51,385,781.82
General Journal	09/08/2023	WIRE	INVESTMENT LIQUI...		Inv Withdrawl	-5,900,000.00	45,485,781.82
General Journal	09/11/2023	WIRE	INVESTMENT ACQ...		Inv Deposit	189,498.82	45,675,280.64
General Journal	09/12/2023	WIRE	INVESTMENT LIQUI...		Inv Withdrawl	-471,422.36	45,203,858.28
General Journal	09/13/2023	WIRE	INVESTMENT LIQUI...		Inv Withdrawl	-100,000.00	45,103,858.28
General Journal	09/18/2023	WIRE	INVESTMENT ACQ...		Inv Deposit	1,300,000.00	46,403,858.28
General Journal	09/19/2023	WIRE	INVESTMENT LIQUI...		Inv Withdrawl	-417,321.88	45,986,536.40
General Journal	09/20/2023	WIRE	INVESTMENT ACQ...		Inv Deposit	10,708.52	45,997,244.92
General Journal	09/21/2023	WIRE	INVESTMENT LIQUI...		Inv Withdrawl	-3,000,000.00	42,997,244.92
General Journal	09/22/2023	WIRE	INVESTMENT ACQ...		Inv Deposit	79,461.68	43,076,706.60
General Journal	09/26/2023	WIRE	INVESTMENT LIQUI...		Inv Withdrawl	-1,400,000.00	41,676,706.60
General Journal	09/28/2023	WIRE	INVESTMENT ACQ...		Inv Deposit	340,000.00	42,016,706.60
General Journal	09/29/2023	WIRE	INVESTMENT ACQ...		Inv Deposit	4,000,000.00	46,016,706.60
Total 800000010 - TDC - STATE POOL						265,524.54	46,016,706.60
800000030 - TDC - AGENCY BONDS							12,196,223.08
General Journal	01/12/2023	WIRE	INVESTMENT ACQ...	PIERCE CO ...	Inv Purchased	545,472.00	12,741,695.08
General Journal	01/17/2023	WIRE	INVESTMENT LIQUI...	WELLS FARG...	Inv Matured	-250,000.00	12,491,695.08
General Journal	02/15/2023	WIRE	INVESTMENT LIQUI...	TREAS STRIP...	Inv Matured	-495,364.50	11,996,330.58
General Journal	02/17/2023	WIRE	INVESTMENT ACQ...	FHLB CUSIP ...	Inv Purchased	249,764.50	12,246,095.08
General Journal	02/17/2023	WIRE	INVESTMENT ACQ...	FHLB CUSIP ...	Inv Purchased	248,509.25	12,494,604.33
General Journal	03/13/2023	WIRE	INVESTMENT ACQ...	FHLB CUSIP ...	Inv Purchased	497,079.55	12,991,683.88
General Journal	03/16/2023	WIRE	INVESTMENT LIQUI...	US TREAS C...	Inv Matured	-494,989.50	12,496,694.38
General Journal	03/29/2023	WIRE	INVESTMENT ACQ...	FFCB CUSIP ...	Inv Purchased	513,655.43	13,010,349.81
General Journal	04/24/2023	WIRE	INVESTMENT ACQ...	FFCB CUSIP ...	Inv Purchased	550,979.00	13,561,328.81
General Journal	06/15/2023	WIRE	INVESTMENT ACQ...	KINUTL CUSI...	Inv Purchased	266,268.00	13,827,596.81
General Journal	06/30/2023	WIRE	INVESTMENT LIQUI...	US TREAS C...	Inv Matured	-249,214.25	13,578,382.56
General Journal	07/17/2023	WIRE	INVESTMENT LIQUI...	FFCB CUSIP ...	Inv Matured	-243,337.25	13,335,045.31
General Journal	08/30/2023	WIRE	INVESTMENT ACQ...	UWAHGR CU...	Inv Purchased	367,222.80	13,702,268.11
General Journal	08/30/2023	WIRE	INVESTMENT ACQ...	FNMA CUSIP ...	Inv Purchased	249,359.58	13,951,627.69
General Journal	08/31/2023	WIRE	INVESTMENT LIQUI...	US TREAS C...	Inv Matured	-248,411.00	13,703,216.69
Total 800000030 - TDC - AGENCY BONDS						1,506,993.61	13,703,216.69
800000040 - TDC - REG WARRANTS							0.00
General Journal	01/19/2023	WIRE	INVESTMENT ACQ...	RW#43 SD#3...	Inv Purchased	197,953.80	197,953.80
General Journal	01/31/2023	WIRE	INVESTMENT LIQUI...	RW#43 SD#3...	Inv Called	-197,953.80	0.00
General Journal	02/16/2023	WIRE	INVESTMENT ACQ...	RW #44 SD#3...	Inv Purchased	90,609.17	90,609.17
General Journal	02/22/2023	WIRE	INVESTMENT LIQUI...	RW#44 SD#3...	Inv Called	-16,251.00	74,358.17
General Journal	02/28/2023	WIRE	INVESTMENT LIQUI...	RW#44 SD#3...	Inv Called	-74,358.17	0.00
General Journal	04/06/2023	WIRE	INVESTMENT ACQ...	RW#45 SD#3...	Inv Purchased	214,146.19	214,146.19
General Journal	04/12/2023	WIRE	INVESTMENT LIQUI...	RW#45 SD#3...	Inv Called	-214,146.19	0.00
General Journal	04/17/2023	WIRE	INVESTMENT ACQ...	RW#46 SD#3...	Inv Purchased	48,958.39	48,958.39
General Journal	04/19/2023	WIRE	INVESTMENT LIQUI...	RW#46 SD#3...	Inv Called	-48,958.39	0.00
General Journal	07/07/2023	WIRE	INVESTMENT ACQ...	RW#48 SD#3...	Inv Purchased	135,407.98	135,407.98
General Journal	07/21/2023	WIRE	INVESTMENT ACQ...	RW#49 SD#3...	Inv Purchased	926,680.21	1,062,088.19
General Journal	07/28/2023	WIRE	INVESTMENT ACQ...	RW#49P SD#...	Inv Purchased	2,909,454.87	3,971,543.06
General Journal	07/31/2023	WIRE	INVESTMENT LIQUI...	RW# 48 SD#3...	Inv Called	-135,407.98	3,836,135.08
General Journal	07/31/2023	WIRE	INVESTMENT LIQUI...	RW #49 SD#3...	Inv Called	-926,680.21	2,909,454.87
General Journal	07/31/2023	WIRE	INVESTMENT LIQUI...	RW #49P SD#...	Inv Called	-2,909,454.87	0.00
General Journal	08/17/2023	WIRE	INVESTMENT ACQ...	RW #50 SD#3...	Inv Purchased	335,170.72	335,170.72
General Journal	08/28/2023	WIRE	INVESTMENT LIQUI...	RW#50 SD#3...	Inv Called	-38,507.61	296,663.11
General Journal	08/31/2023	WIRE	INVESTMENT LIQUI...		Inv Called	-296,663.11	0.00
Total 800000040 - TDC - REG WARRANTS						0.00	0.00
Total STATE POOL INVESTMENT LEDGER						25,849,556.07	251,870,008.57
TOTAL						25,849,556.07	251,870,008.57

42

U.S. DEPARTMENT OF THE TREASURY

Daily Treasury Bill Rates

Get updates to this content

NOTICE: See Developer Notice on changes to the XML data feeds

[XML](#) View the XML feed

[XSD](#) Download the XSD Schema for the XML feed

Render the XML feed in a browser

Download the daily XML files for all data sets

[Download CSV](#)

Select type of Interest Rate Data

Daily Treasury Bill Rates

Select Time Period

2023

Date	4 WEEKS		8 WEEKS		13 WEEKS		17 WEEKS		26 WEEKS		52 WEEKS
	BANK DISCOUNT	COUPON EQUIVALENT	BANK DISCOUNT	COUPON EQUIVALENT	BANK DISCOUNT	COUPON EQUIVALENT	BANK DISCOUNT	COUPON EQUIVALENT	BANK DISCOUNT	COUPON EQUIVALENT	BANK DISCOUNT
09/29/2023	5.29	5.40	5.33	5.46	5.32	5.48	5.34	5.53	5.32	5.55	5.58
10/02/2023	5.29	5.40	5.33	5.46	5.35	5.51	5.35	5.54	5.34	5.58	5.58
10/03/2023	5.28	5.39	5.33	5.46	5.35	5.51	5.35	5.54	5.34	5.58	5.58
10/04/2023	5.29	5.40	5.31	5.44	5.34	5.50	5.35	5.54	5.33	5.57	5.57
10/05/2023	5.30	5.41	5.35	5.48	5.34	5.50	5.35	5.54	5.32	5.56	5.56
10/06/2023	5.32	5.43	5.36	5.50	5.36	5.52	5.37	5.56	5.35	5.59	5.59
10/10/2023	5.33	5.44	5.36	5.49	5.34	5.50	5.36	5.55	5.33	5.57	5.57
10/11/2023	5.31	5.42	5.34	5.47	5.34	5.50	5.36	5.55	5.32	5.56	5.56
10/12/2023	5.34	5.45	5.35	5.48	5.35	5.51	5.36	5.55	5.35	5.59	5.59
10/13/2023	5.33	5.44	5.34	5.47	5.35	5.51	5.35	5.54	5.34	5.58	5.58
10/16/2023	5.31	5.42	5.34	5.47	5.34	5.50	5.36	5.55	5.34	5.58	5.58
10/17/2023	5.31	5.42	5.33	5.46	5.35	5.51	5.37	5.56	5.36	5.60	5.60

Tuesday Oct 17, 2023

Daily Treasury Bill Rates: These rates are the daily secondary market quotations on the most recently auctioned Treasury Bills for each maturity tranche (4-week, 8-week, 13-week, 17-week, 26-week, and 52-week) for which Treasury currently issues new bills. Market quotations are obtained

Mason County Treasurer's Office
Account QuickReport
 As of September 30, 2023

Type	Date	Num	Name	Memo	Split	Amount	Balance	
BONDS & LOANS - MASON COUNTY							18,737,302.53	
WATER METER BEARDS COVE '18A							156,320.00	
General Journal	06/15/2023	WIRE	USDA Rural Develop...	\$2,149.00 M-9...	Bond Principal ...	-1,286.00	155,034.00	
Total WATER METER BEARDS COVE '18A							-1,286.00	155,034.00
MASON COUNTY LTGO 2021 REF BD							2,581,915.00	
General Journal	05/31/2023	WIRE	Cashmere Valley Bank	M-93432 \$20,...	Bond Interest P...		2,581,915.00	
Total MASON COUNTY LTGO 2021 REF BD							0.00	2,581,915.00
MASON COUNTY LTGO 2020B REF BD							1,113,420.00	
General Journal	05/31/2023	WIRE	NORTH CASCADE ...	M-93433 \$14,...	Bond Interest P...		1,113,420.00	
Total MASON COUNTY LTGO 2020B REF BD							0.00	1,113,420.00
MASON COUNTY LTGO 2020A REF BD							5,643,265.00	
General Journal	05/31/2023	CHECK	UMPQUA BANK	\$54,977.23 M-...	Bond Interest P...		5,643,265.00	
Total MASON COUNTY LTGO 2020A REF BD							0.00	5,643,265.00
WATER METER BEARDS COVE '19							102,382.53	
General Journal	02/03/2023	WIRE	USDA Rural Develop...	M-90575 \$1,5...	Bond Principal ...	-762.27	101,620.26	
General Journal	08/04/2023	WIRE	USDA Rural Develop...	M-94958 \$1,5...	Bond Principal ...	-774.18	100,846.08	
Total WATER METER BEARDS COVE '19							-1,536.45	100,846.08
MAS0144-2-1 PUBLIC WKS BD FUND							4,390,000.00	
General Journal	05/31/2023	WIRE	US BANK	\$109,750.00 M...	Bond Principal ...	-795,000.00	3,595,000.00	
Total MAS0144-2-1 PUBLIC WKS BD FUND							-795,000.00	3,595,000.00
N Bay/Case Inlet LTGO REF 2017							3,805,000.00	
General Journal	05/31/2023	WIRE	US BANK	\$68,212.50 M-...	Bond Interest P...		3,805,000.00	
Total N Bay/Case Inlet LTGO REF 2017							0.00	3,805,000.00
Mason County LTGO 2013 B - Jail							945,000.00	
General Journal	05/31/2023	WIRE	US BANK	\$27,041.18 M-...	Bond Interest P...		945,000.00	
Total Mason County LTGO 2013 B - Jail							0.00	945,000.00
Total BONDS & LOANS - MASON COUNTY							-797,822.45	17,939,480.08
TOTAL							-797,822.45	17,939,480.08

44

Mason County Finance Committee
Investment Authorization Agreement

Whereas the management responsibility of the investment program of Mason County is vested with the Mason County Treasurer under the express authority granted in RCW 39.29.020 and

Whereas the approved Investment Policy of Mason County includes the investment of county funds with authorized Financial Dealers and Institutions, the Mason County Treasurer or the Treasurer's designee has the authority and approval of the Mason County Finance Committee to open such investment accounts as are required for the purpose of investing county funds as authorized by the approved Mason County Investment Policy, and

Whereas the approved Investment Policy of Mason County requires that securities purchased by the Treasurer of Mason County are to be held in a custodial account in the safekeeping or trust department of a bank acting as third party custodian, the Mason County Treasurer or the Treasurer's designee has the authority and approval of the Mason County Finance Committee to open such custodial or safekeeping accounts as are required for the purposes of investing county funds as authorized in approved Mason County Investment Policy.

The terms of this authorization agreement will run consecutive with the Mason County Treasurer's term of office, and will require reauthorization every four years.

Approved and adopted this 24th day of October 2023.

Mason County Finance Committee

Elisabeth (Lisa) Frazier, Mason County Treasurer
Chair, Mason County Finance Committee

Steve Duenkel, Mason County Auditor
Secretary

Sharon Trask, Chair, Mason County
Board of County Commissioners, Member

Mason County, Washington Investment Policy

Adopted 11/17/2020 – Reviewed 7/25/2022

1. Policy

It is the policy of Mason County to invest public funds in a manner that will provide maximum security while meeting the daily cash flow demands of the County while conforming to all state and local statutes governing the investment of public funds, while providing a market rate of return through budgetary and economic cycles.

2. Scope

This investment policy applies to all financial assets of Mason County and its junior taxing districts. These funds are accounted for in the Mason County Comprehensive Annual Financial Report and include:

- General Fund
- Special Revenue Funds
- Debt Service Funds (Unless prohibited by Bond indentures)
- Capital Project Funds
- Enterprise Funds
- Trust and Agency Funds
- Any new fund created by the legislative body, unless specifically exempted

Should bond covenants be more restrictive than this policy, funds shall be invested in full compliance with those restrictions.

3. Prudence

Investments shall be made with judgment and care, under circumstances then prevailing, which persons of prudence, discretion and intelligence exercise in the management of their own affairs, not for speculation, but for investment, considering the probable safety of their capital as well as the probable income to be derived.

The standard of prudence to be used by investment officials shall be the “**prudent person**” standard and shall be applied in the context of managing an overall portfolio under prevailing economic conditions at the moment of investment commitments. Investment officers acting in accordance with written procedures and the investment policy and exercising due diligence shall be relieved of personal responsibility for an individual security’s credit or market price changes, provided deviations from expectations are reported in a timely fashion and appropriate action is taken to control adverse developments.

In determining whether an Investment official has exercised prudence with respect to an investment decision, the determination shall be made taking into consideration the investment of all funds over which the official had responsibility rather than a consideration as to the prudence of a single investment, and, whether the investment decision was consistent with the written investment policy of the entity.

4. Objectives

The primary objectives, in priority order, of Mason County and junior or special district investment activities shall be:

- **Safety:** Safety of the principal is the foremost objective of the Treasurer's investment program. Investments of Mason County and the junior taxing districts will be undertaken in a manner that seeks to ensure the preservation of capital in the overall portfolio. To attain this objective, diversification is required in order that potential losses on individual securities do not exceed the income generated from the remainder of the portfolio.
- **Liquidity:** The portfolio will remain sufficiently liquid to enable the County to meet all cash requirements that might reasonably be anticipated. This is accomplished by structuring the portfolio so that securities mature concurrent with cash needs to meet anticipated demands (static liquidity). Furthermore, since all possible cash demands cannot be anticipated, the portfolio should consist largely of securities with active secondary or resale markets (dynamic liquidity).
- **Return on Investment (Yield):** The investment portfolio shall be designed with the objective of attaining a market rate of return throughout budgetary and economic cycles, taking into account the County's investment risk constraints and liquidity needs. Return on investments is of secondary importance compared to the safety and liquidity objectives described above. The core of investments is limited to relatively low risk securities in anticipation of earning a fair rate of return relative to the risk being assumed. Securities shall generally be held until maturity with the following exceptions:
 - A security with declining credit may be sold early to minimize loss of principal.
 - A security swap would improve the quality, yield, or target duration of the portfolio.
 - Liquidity needs of the portfolio require that the security be sold early.

5. Delegation of Authority

The authority to manage the County's investment program is vested in the Mason County Treasurer under the express authority granted in RCW 39.29.020. The County Treasurer shall establish written procedures for the operation of the investment program consistent with this investment policy.

- A The Treasurer may appoint an Investment Officer whose responsibilities will include initiating daily transactions in the investment portfolio based on liquidity and cash flow requirements of the County, junior and special taxing districts and their respective funds.
- B No person may engage in an investment transaction on behalf of the Treasurer without the express written consent of the Treasurer or the Investment Officer after consultation with the Treasurer.
- C Investments placed for the benefit of junior and special taxing districts shall be authorized by resolution of the governing body of such district or by an individual designated to have such authority. The Treasurer will select the specific investment instrument based on the amount and term of the investment instructions specified by the district.

6. Ethics and Conflict of Interest

- A Investment Officials will recognize that the investment portfolio is subject to public review and evaluation. The overall program will be designed and managed with a degree of professionalism that is worthy of the public trust.
- B Officers and employees involved in the investment process shall refrain from personal business activity that may conflict with the proper execution of the investment program, or may impair their ability to make impartial investment decisions. Investment officials shall disclose to the County Treasurer any material financial interests in financial institutions that conduct business with the County, and they shall further disclose any personal financial/investment positions that could be related to the performance of the County's portfolio particularly with regard to the time of purchases and sales.

7. Authorized Financial Dealers and Institutions

- A Selection of a primary bank for Mason County's general banking services for Mason County will be made by the County Treasurer.
- B The County Treasurer will maintain a list of financial institutions authorized to provide investment services. In addition, a list will also be maintained of approved security broker/dealers selected by credit worthiness. These may include "primary" dealers or regional dealers that qualify under Securities and Exchange Commission Rule 15C3-1 (uniform net capital rule).
- C As required by state law, (RCW 39.58), certificates of deposit will be purchased only from those institutions approved by the Washington Public Deposit Protection Commission (PDPC) as eligible for deposit of public funds. The Treasurer will use the eligibility list provided by the PDPC as the approved depository list.

The maximum amount placed in any one depository will not exceed the net worth of the institution as determined by the PDPC.
- D Qualified broker/dealers will be reviewed and selected by the County Treasurer on a routine basis. All broker/dealer and financial institutions who desire to do business with Mason County must supply the Treasurer with the following:
 - Annual audited financial statements
 - Proof of FINRA (Financial Industry Regulatory Authority) certification.
 - Proof of registration with the State of Washington.
 - A completed Broker/Dealer questionnaire and certification of having read the Mason County Investment Policy.
- E The County Treasurer will conduct a review of the financial condition of the firms at least every four years. A current audited financial statement is required to be on file for each financial institution and broker/dealer with whom the County invests.

8. Authorized Investments

Mason County is empowered by statute (RCW 39.59 and RCW 39.60) to invest in the following types of securities:

The County Treasurer may further restrict eligible investments by this policy at his/her discretion.

- U.S. Treasury Obligations
- U.S. Government Agency obligations and U.S. Government Sponsored Enterprises (GSE's) which may include, but are not limited to the following: Federal Farm Credit Bank (FFCB), Federal Home Loan Bank (FHLB), Government National Mortgage Association (GNMA), Federal Home Loan Mortgage Corporation (FHLMC), Federal National Mortgage Association (FNMA), Student Loan Marketing Corporation.
- Supranationals – Certificates, notes, or bonds of the United States, or other obligations of the United States or its agencies, or of any U.S. dollar denominated bonds, notes, or other obligations that are issued or guaranteed by supranational institutions, provided that, at the time of investment, the institution has the United States government as its largest shareholder.
- Corporate Notes, purchased on the secondary market, provided that the policy adheres to the investment policies and procedures adopted by the Washington State Investment Board, **** Please check the Washington State Investment Board's website for the most recent adopted policy and credit monitoring criteria.**
- Bankers Acceptances (BA's) purchased on the secondary market.
- Commercial Paper, purchased in the secondary market, that the policy adheres to the investment policies and procedures adopted by the Washington State Investment Board, **** Please check the Washington State Investment Board's website for the most recent adopted policy and credit monitoring criteria.**
- Non-negotiable Certificates of Deposit of financial institutions which are qualified public depositories as defined by RCW 39.59 and in accordance with the restrictions therein.
- Repurchase Agreements provided that a signed Master Repurchase Agreement shall be on file with the Mason County Treasurer's office for all financial institutions that enter into a repurchase agreement with Mason County. All repurchase agreements will be collateralized at a minimum of 102% of market value of principal and interest. The only eligible collateral for repurchase agreements will be direct obligations of the U.S. Treasury, U.S. Government Agency and/or U.S. Government instrumentality obligations. All securities shall be held in third party safekeeping. Third party safekeeping agreements must be entered into with a signed agreement between the safekeeping financial institution and the Mason County Treasurer. All securities in a repurchase agreement shall be priced daily to reflect current market conditions for both principal and accrued interest. Securities shall be purchased from either primary dealers or from institutions that are members of the Washington Public Depository. Credit worthiness of the institution will also be considered. A signed master repurchase agreement in conformance with the Public Securities Association (PSA) model agreement and supplemented with the Treasurer's policy on repurchase agreements must be executed prior to entering into a repurchase agreement transaction.

- Bonds of the State of Washington and any local government in the State of Washington. Which bonds have at the time of the investment one of the three highest credit ratings of a nationally recognized rating agency
- General obligation bonds of a state other than the State of Washington and general obligations bonds of a local government of a state other than the State of Washington, which bonds have at the time of the investment one the three highest credit ratings of a nationally recognized rating agency.
- Washington State Local Government Investment Pool (LGIP). The Mason County Treasurer will keep on file or have access to the Washington State Treasurer's Office website for the most recent LGIP Investment Policy, prospectus and operations manual. This policy will be assessed for safety of funds on deposit with the LGIP and risks associated with investment strategies. The LGIP prospectus states the following: a description of eligible securities; how interest and fees are calculated; how gains and losses are calculated; a description of how the securities are safeguarded, how often the securities are priced, and how often the program is audited; deposit and withdrawal restrictions; and information regarding how bond proceeds are accounted for in the LGIP.
- Registered Warrants of a local government within Mason County, subject the compliance with RCW 39.56.030
- And other investments authorized by law.

9. Collateralization

A: Repurchase Agreements:

- a. The collateral for repurchase agreements shall be U.S. Treasury or Agency securities with a term of maturity not to exceed the maximum maturity allowed by investment policy.
- b. Mortgage-backed securities of any maturity will not be accepted as collateral.
- c. In order to anticipate market changes and provide a level of security for all funds, the collateralization level will be at 102% of market value of principal and accrued interest.
- d. Collateral is to be delivered to and held by the trust department of the bank with whom the Treasurer is currently using as the City's/County's safekeeping custodian. Collateral held for repurchase agreements will be evidenced by safekeeping receipts provided to the Treasurer.
- e. At a minimum, the value of the securities must be marked market on a weekly basis. Prevailing market conditions may dictate more frequent repricing at the discretion of the Treasurer.

10. Safekeeping and Custody

A. Delivery vs. Payment:

All trades of marketable securities will be executed by delivery vs. payment (DVP) to ensure that securities are deposited with a third party custodian prior to the release of funds.

B. Safekeeping:

Securities will be held by an independent third-party custodian selected by the Treasurer. Safekeeping receipts will evidence all transactions.

C. CD's:

Certificates of deposit will be held by the Treasurer.

11. Diversification

It is the policy of Mason County to diversify its investment portfolio. To eliminate risk of loss resulting from the over-concentration of assets in a specific maturity, issuer or class of securities, all cash and cash equivalent assets in all funds shall be diversified by maturity, issuer and by the class of security. Diversification strategies shall be determined and revised periodically by the County Finance Committee/Investment officer for all funds. In establishing specific diversification strategies, the following constraints shall apply:

Washington State Local Government Investment Pool	100%
U.S. Treasury Obligations	90%
Federal Agency securities	90%
Public Fund Interest Bearing Investment Accounts	50%
Certificates of Deposit (CDs)	50%
Repurchase Agreements (Repos)	20%
Bonds of State of Washington or any local government in the State of Washington	20%
Bonds of other states or local governments of a state other than the State of Washington	20%
Supranationals	10%
Banker's Acceptance (BA's)	10%
Commercial Paper & Corporate Notes Combined	10%

12. Sale of Portfolio

Any major changes in Investment Strategy including the liquidation of the portfolio shall require a majority vote by the County Finance Committee.

13. Maturities

To the extent possible and to preclude sales of securities that could result in a loss, investments will be made to coincide with anticipated cash flow requirements. Because of inherent difficulties in accurately forecasting cash flow requirements, a portion of the portfolio should be continuously invested in readily available funds such as the Local Government Investment Pool, money market funds to ensure that appropriate liquidity is maintained to meet ongoing obligations.

- A. To this extent, a minimum of 25% of the portfolio, at the time of investment, will be comprised of investments maturing within a year.
- B. Satisfying this requirement, remaining funds may be invested in authorized securities not to exceed five years in maturity, except when compatible with a specific fund's investment needs.
- C. To ensure additional liquidity and provide for ongoing market opportunity the weighted average maturity and modified duration of the overall portfolio shall not exceed three years without the prior written approval of the Treasurer.

14. Internal Controls

The County Treasurer is responsible for establishing and maintaining an internal control structure designed to ensure that the assets are protected from loss, theft or misuse. The internal controls shall, but is not limited to addressing the following points:

- Control of collusion
- Separation of transaction authority from accounting and recordkeeping
- Custodial Safekeeping
- Avoidance of physical delivery securities
- Clear delegation of authority to subordinate staff members
- Written confirmation of transactions for investments and wire transfers

The Investment portfolio is subject to annual audit by the State Auditor's Office. The County Finance Committee may authorize the audit of the investment portfolio at any time by an independent outside auditor.

15. Performance Standards / Benchmarks

The investment portfolio will be managed in accordance with the parameters specified within this policy. The investment portfolio will be designed to obtain an average rate of return during budgetary and economic cycles, consistent with the investment objectives and cash flow needs. A series of appropriate benchmarks shall be established against which performance shall be compared on a regular basis. The benchmark will be reflective of the actual securities being purchased and the risks undertaken. The benchmarks will have a similar weighted average maturity as the portfolio.

16. Reporting

The County Treasurer shall provide the County Finance Committee and County Legislative Body consistent periodic reporting. These reports shall provide an accurate and meaningful representation of the investment portfolio, its performance versus the established benchmark, and compliance with the investment policy.

Quarterly reports will include:

- A listing of individual securities held at the end of the reporting period.
- Average life and final maturity of all investments listed.
- Coupon, discount or earnings rates.
- Cost and market value.
- Percentage of the portfolio in each investment category.
- Measurement of the portfolio against the Treasury Bill Rate for the corresponding weighted average maturity of the investment portfolio.

17. Investment Policy Adoption

Mason County's investment policy shall be adopted by resolution of the entity's statutory governing body (Finance Committee, pursuant to RCW 36.48.070) The policy shall be reviewed on an annual basis by the Finance Committee and the Finance Committee must approve any modifications.

Approved this ____ day of October , 2023.

Mason County Finance Committee

Elisabeth (Lisa) Frazier, Mason County Treasurer
Chairperson

Steve Duenkel, Mason County Auditor
Secretary

Sharon Trask, Mason County Board Chair
Committee Member

GLOSSARY

ACCRUED INTEREST - The interest accumulated on a bond since issue date or the last coupon payment. The buyer of the bond pays the market price and accrued interest, which is payable to the seller.

AGENCY - A debt security issued by a federal or federally sponsored agency. Federal agencies are backed by the full faith and credit of the U.S. Government. Federally Sponsored Agencies (FSAs) are backed by each particular agency with a market perception that there is an implicit government guarantee. (Also see FEDERAL AGENCY SECURITIES and GOVERNMENT SECURITY)

AMORTIZATION - In portfolio accounting, periodic charges made against interest income on premium bonds in anticipation of receipt of the call price at call or of par value at maturity.

ASSET - Available property, as for payment of debts

AVERAGE MATURITY - A weighted average of the expiration dates for a portfolio of debt securities. An income fund's volatility can be managed by shortening or lengthening the average maturity of its portfolio.

BANKERS ACCEPTANCES (BAs) - Bankers Acceptances generally are created based on a letter of credit issued in a foreign trade transaction. They are used to finance the shipment of commodities between countries as well as the shipment of some specific goods within the United States. BAs are short-term, non-interest bearing notes sold at a discount and redeemed by the accepting bank at maturity for full face value. These notes trade at a rate equal to or slightly higher than Certificates of Deposit (CDs), depending on market supply and demand. Bankers Acceptances are sold in amounts that vary from \$100,000 to \$5,000,000, or more, with maturities ranging from 30 - 270 days. They offer liquidity to the investor as it is possible to sell BAs prior to maturity at the current market price.

BANK WIRE - A virtually instantaneous electronic transfer of funds between two financial institutions.

BASIS POINT - A measure of an interest rate, i.e., 1/100 of 1 percent, or .0001.

BID - The indicated price at which a buyer is willing to purchase a security or commodity. When selling a security a bid is obtained. (See Offer)

BOND - A long-term debt security, or IOU, issued by a government or corporation that generally pays a stated rate of interest and returns the face value on the maturity date.

BOOK ENTRY SECURITIES - U.S. government and federal agency securities that do not exist in definitive (paper) form; they exist only in computerized files maintained by the Federal Reserve Bank.

BOOK VALUE - The amount at which an asset is carried on the books of the owner. The book value of an asset does not necessarily have a significant relationship to market value.

BROKER - A broker brings buyers and sellers together for a commission paid by the initiator of the transaction or by both sides.

CERTIFICATES OF DEPOSIT - Certificates of Deposit, familiarly known as CDs, are certificates issued against funds deposited in a bank for a definite period of time and earning a specified rate of return. Certificates of Deposit bear rates of interest in line with money market rates current at the time of issuance.

COLLATERAL: Property (as securities) pledged by a borrower to protect the interest of the lender.

COMMERCIAL PAPER: An unsecured short-term promise to repay a fixed amount on a certain future date.

Commercial paper usually matures from 2 to 270 days and is traded on a discount basis. This debt instrument, issued by banks, companies and other borrowers, uses only their credit ratings to back the security.

CORPORATE BOND/NOTE – A debt security issued by a corporation. The backing for the bond is usually the payment ability of the company, which is typically money to be earned from future operations. Corporate bonds are considered higher risk than government bonds. As a result, interest rates are almost always higher, even for higher credit quality companies. Most corporate bonds have maturities greater than one year. Corporate debt that matures in less than one year is typically called commercial paper.

COMPETITIVE BID PROCESS - A process by which three or more institutions are contacted to obtain interest rates for specific securities.

CREDIT QUALITY - The measurement of the financial strength of a bond issuer. This measurement helps an investor to understand an issuer's ability to make timely interest payments and repay the loan principal upon maturity. Generally, the higher the credit quality of a bond issuer, the lower the interest rate paid by the issuer because the risk of default is lower. Credit quality ratings are provided by nationally recognized rating agencies.

CREDIT RISK - The risk that another party to an investment transaction will not fulfill its obligations. Credit risk can be associated with the issuer of a security, a financial institution holding the entity's deposit, or a third party holding securities or collateral. Credit risk exposure can be affected by a concentration of deposits or investments in any one investment type or with any one party.

CUSTODIAN - An independent third party (usually bank or trust company) that holds securities in safekeeping as an agent for the county.

DEALER - A dealer, as opposed to a broker, acts as a principal in all transactions, buying and selling for his own account.

DEFEASE - To discharge the lien of an ordinance, resolution, or indenture relating to a bond issue, and in the process, render inoperative restrictions under which the issuer has been obliged to operate. Comment: Ordinarily an issuer may defease an indenture requirement by depositing with a trustee an amount sufficient to fully pay all amounts under a bond contract as they become due.

DELIVERY - The providing of a security in an acceptable form to the County or to an agent acting on behalf of the County and independent of the seller. Acceptable forms can be physical securities or the transfer of book entry securities. The important distinction is that the transfer accomplishes absolute ownership control by the County

DELIVERY VS PAYMENT - There are two methods of delivery of securities: Delivery vs. payment and delivery vs. receipt (also called free). Delivery vs. payment is delivery of securities with an exchange of money for the securities. Delivery vs. receipt is delivery of securities with an exchange of a signed receipt for the securities.

DEPOSITARY - A person to whom something is entrusted, a depository.

DEPOSITORY BANK - A local bank used as the point of deposit for cash receipts.

DEPOSITORY INSURANCE - Insurance on deposits with financial institutions. For purposes of this policy statement, depository insurance includes: a) Federal depository insurance funds, such as those maintained by the Federal Deposit Insurance Corporation (FDIC) AND Federal Savings and Loan Insurance Corporation (FSLIC); and b) Public Deposit Protection Commission.

DISCOUNT - 1. (n.) selling below par; e.g., a \$1000 bond selling for \$900. 2. (v.) anticipating the effects of news on a security's value; e.g., "The market had already discounted the effect of the labor strike by bidding the company's stock down."

DIVERSIFICATION - Dividing available funds among a variety of securities and institutions so as to minimize market risk.

EFFECTIVE RATE - The yield you would receive on a debt security over a period of time taking into account any compounding effect.

FACE VALUE - The value of a bond stated on the bond certificate; thus, the redemption value at maturity. Most bonds have a face value, or par, of \$1,000.

FEDERAL AGENCY SECURITIES - Several government-sponsored agencies, in recent years, have issued short and long-term notes. Such notes typically are issued through dealers, mostly investment banking houses. These Federal government-sponsored agencies were established by the U.S. Congress to undertake various types of financing without tapping the public treasury. In order to do so, the agencies have been given the power to borrow money by issuing securities, generally under the authority of an act of Congress. These securities are highly acceptable and marketable for several reasons, mainly because they are exempt from state, municipal and local income taxes. Furthermore, agency securities must offer a higher yield than direct Treasury debt of the same maturity to find investors, partly because these securities are not direct obligations of the Treasury. The main agency borrowing institutions are the Federal National Mortgage Association (FNMA), the Federal Home Loan Bank System (FHLB), and the Federal Farm Credit Bank System (FFCB).

FEDERAL DEPOSIT INSURANCE (FDIC) - A Federal institution that insures bank deposits. The current limit is up to \$100,000 per depository account.

FEDERAL FARM CREDIT BANK – FFCB – The Farm Credit System is a nationwide network of borrower-owned lending institutions and specialized service organizations. Established by Congress in 1916 as the authority for certain predecessor entities, the System is the oldest of the Government-sponsored enterprises. Throughout its long history, the fundamental purpose of the System has remained the same: To provide American agriculture with sound and dependable credit at competitive interest rates. Currently, there are three Farm Credit Banks and one Agricultural Credit Bank providing funds and support services to approximately 78 locally owned Farm Credit Associations and numerous cooperatives nationwide. Approximately 40 percent of the real estate and non-real estate credit needs of U.S. agriculture are met by the System

FEDERAL FUNDS RATE - The rate of interest at which Fed Funds are traded between banks. Fed Funds are excess reserves held by banks that desire to invest or lend them to banks needing reserves. The particular rate is heavily influenced through the open market operations of the Federal Reserve Board. Also referred to as the "Fed Funds rate."

FEDERAL HOME LOAN BANK SYSTEM - FHLB – Created by the Federal Home Loan Bank Act of 1932 to increase the amount of funds available for lending institutions who provide mortgages and similar loan agreements to individuals. Having served its original objectives well, the FHLB system now primarily focuses on increasing the amount of loanable funds available for affordable housing and community development projects. It continues to have a material impact on housing and development financing offering funds to member institutions at rates that are usually lower than commercially competitive prices. The 11 banks of the FHLB Bank System are owned by over 7,300 regulated financial institutions from all 50 states, U.S. possessions, and territories.

FEDERAL HOME LOAN MORTGAGE CORPORATION - FHLMC (Freddie Mac) - is a stockholder-owned, government-sponsored enterprise chartered by Congress in 1970 to keep money flowing to mortgage lenders in support of homeownership and rental housing for middle income Americans. FHLMC purchases, guarantees and securitizes mortgages to form mortgage-backed securities. The mortgage-backed securities that it issues tend to be very liquid and carry a credit rating close to that of U.S. Treasuries.

FEDERAL NATIONAL MORTGAGE ASSOCIATION (FNMA) - FNMA, like GNMA, was chartered under the Federal National Mortgage Association Act in 1938. FNMA is a Federal corporation working under the auspices of the Department of Housing and Urban Development, HUD. It is the largest single provider of residential mortgage funds in the United States. Fannie Mae, as the corporation is called, is a private stockholder-owned corporation. The corporation's purchases include a variety of adjustable mortgages and second loans, in addition to fixed-rate mortgages. FNMA's securities are also highly liquid and are widely accepted. FNMA assumes and guarantees that all security holders will receive timely payment of principal and interest.

FEDERAL RESERVE SYSTEM - The central bank of the United States which has regulated credit in the economy since its inception in 1913. Includes the Federal Reserve Bank, 14 district banks and the member banks of the Federal Reserve, and is governed by the Federal Board.

FINANCIAL INSTITUTIONS - Establishments that include the circulation of money, the granting of credit, the making of investments, and the provision of banking facilities.

FISCAL AGENCY - A financial institution that handles certain bond and coupon redemptions on behalf of the entity.

GINNIE MAES (GNMAs) - Mortgage securities issued and guaranteed, as to timely interest and principal payments, by the Government National Mortgage, an agency within the Department of Housing and Urban Development (HUD).

GOVERNMENT SECURITY - Any debt obligation issued by the U.S. government, its agencies or instrumentalities. Certain securities, such as Treasury bonds and GNMA's, are backed by the government as to both principal and interest payments. Other securities, such as those issued by the Federal Home Loan Mortgage Corporation, or Freddie Mac, are backed by the issuing agency.

HAIRCUT - This term describes the way brokers and clients protect themselves from market risk in doing repos. An entity wanting to finance the purchase of \$100 million in Treasury bonds may borrow just \$98 million of the money. The two percent difference between the amount of securities purchased and the amount of money borrowed is the haircut. Similarly, an entity looking to borrow \$100 million may need to provide, as collateral, Treasury securities with a market price equal to \$102 million.

LIQUIDATION - Conversion into cash.

LIQUIDITY - Refers to the ease and speed with which an asset can be converted into cash without a substantial loss in value.

LOSS - The excess of the cost or book value of an asset over selling price.

LOCAL GOVERNMENT INVESTMENT POOL (LGIP) - The aggregate of all funds from political subdivisions that are placed in the custody of the State Treasurer for investment and reinvestment.

MARK-TO-MARKET - An adjustment in the valuation of a securities portfolio to reflect the current market values of the respective securities in the portfolio. This process is also used to ensure that margin accounts are in compliance with maintenance.

MARKETABILITY - Ability to sell large blocks of money market instruments quickly and at competitive prices.

MARKET RISK - The risk associated with declines or rises in interest rates which cause an investment in a fixed-income security to increase or decrease in value. The risk that the market value of an investment, collateral protecting a deposit, or securities underlying a repurchase agreement will decline.

MARKET VALUE - The price at which a security is trading and could presumably be sold.

MASTER REPURCHASE AGREEMENT - An agreement between the investor and the dealer or financial institute. This agreement defines the nature of the transactions, identifies the relationship between the parties, establishes normal practices regarding ownership and custody of the collateral securities during the term of the investment, provides for remedies in the event of a default by either party and otherwise clarifies issues of ownership.

MATURITY - The time when a security becomes due and at which time the principal and interest or final coupon payment is paid to the investor.

NATIONALLY RECOGNIZED STATISTICAL RATING ORGANIZATION (NRSRO) - A credit rating agency that issues credit ratings that the U. S Securities and Exchange Commission permits other financial firms to use for certain regulatory purposes.

NET WORTH - A financial institutions available funds after their total liabilities have been deducted from their total assets.

OFFER - The indicated price at which a seller is willing to sell a security or commodity. (See BID) When buying a security an offer is obtained.

PAR VALUE - The nominal or face value of a debt security; that is, the value at maturity.

PORTFOLIO - Collection of securities held by an investor.

PREMIUM - The amount by which a bond sells above its par value.

PRIMARY DEALERS - A pre-approved bank, broker/dealer or other financial institution that is able to make business deals with the U.S. Federal Reserve, such as underwriting new government debt. These dealers must meet certain liquidity requirements as well as provide a valuable flow of information to the Fed about the state of the worldwide markets.

PRIME RATE - The interest rate a bank charges on loans to its most credit worthy customers. Frequently cited as a standard for general interest rate levels in the economy.

PRINCIPAL - An invested amount on which interest is charged or earned.

PRUDENCE - The ability to govern and discipline oneself by the use of reason. Shrewdness in the management of affairs. Able to use skill and good judgment in the use of resources.

PUBLIC FUND INTEREST BEARING INVESTMENT ACCOUNTS- Bank accounts with Qualified Public Depositories which pay a rate of interest on the balance maintained. Used in diversifying the investment portfolio and most commonly used as part of a liquidity portfolio.

QUALIFIED PUBLIC DEPOSITORY - A financial institution which does not claim exemption from the payment of any sales or compensating use or ad valorem taxes under the laws of this state, which has segregated, for the benefit of the commission, eligible collateral having a value of not less than its maximum liability and which has been approved by the Public Deposit Protection Commission to hold public deposits.

REGISTERED SECURITY - A security that has the name of the owner written on its face. A registered security cannot be negotiated except by the endorsement of the owner.

REPRICING - The revaluation of the market value of securities.

REPURCHASE AGREEMENT (REPO) - The Repo is a contractual transaction between an investor and an issuing financial institution (not a secured loan). The investor exchanges cash for temporary ownership of specific securities, with an agreement between the parties that on a future date, the financial institution will repurchase the securities at a prearranged price. An "Open Repo" does not have a specified repurchase date and the repurchase price is established by a formula computation.

REVERSE REPOS - The opposite of the transaction undertaken through a regular repurchase agreement. In a "reverse" the City/County initially owns securities and the bank or dealer temporarily exchanges cash for this collateral. This is, in effect, temporarily borrowing cash at a high interest rate and is also known as securities lending. Most typically, a Repo is initiated by the lender of funds. Reverses are used by dealers to borrow securities they have shorted.

SAFEKEEPING - A service to customers rendered by banks for a fee whereby all securities and valuables of all types and descriptions are held in the bank's vaults for protection, or in the case of book entry securities, are held and recorded in the customer's name and are inaccessible to anyone else.

SALLIE MAES - Pooling of student loans guaranteed by the Student Loan Mortgage Association (SLMA) to increase the availability of education loans. The SLMA purchases the loans after buying them on the secondary market from lenders. SLMA stock is publicly traded.

SECURITIES - Bonds, notes, mortgages, or other forms of negotiable or non-negotiable instruments.

SECURITIES AND EXCHANGE COMMISSION – (SEC) - A U.S. government agency that oversees securities transactions, activities of financial professionals and mutual fund trading to prevent fraud and intentional deception. The SEC consists of five commissioners who serve staggered five-year terms. No more than three of the commissioners may belong to the same political party.

SETTLEMENT DATES - The day on which payment is due for a securities purchase. For stocks and mutual funds bought through an investment dealer, settlement is normally five business days after the trade date. Bonds and options normally settle one business day after the trade date mutual fund shares purchased directly by mail or wire settle on the day payment is received.

SPREAD - (a) Difference between the best buying price and the best selling price for any given security. (b) Difference between yields on or prices of two securities of differing quality or differing maturities. (c) In underwriting, difference between price realized by the issuer and price paid by the investor.

STRIPPED TREASURIES - U.S. Treasury debt obligations in which coupons are removed by brokerage houses, creating zero-coupon bonds.

SUPRANATIONAL INSTITUTIONS (SUPRA'S) – An international organization, or union, whereby member states transcend national boundaries or interests to share in the decision making and vote on issues pertaining to the wider grouping. It is formed by two or more central governments through international treaties. The purpose for creating a supranational is to promote economic development for the member countries. The International Bank for Reconstruction and Development (World Bank), the Inter-American Development Bank (IADB), IFC (International Finance Corporation) and ADB (Asian Development Bank) are examples of supra's.

TRIPARTITE CUSTODIAN AGREEMENT - An agreement that occurs when a third party or custodian becomes a direct participant in a repurchase transaction. The custodian ensures that the exchange occurs simultaneously and that appropriate safeguards are in place to protect the investor's interest in the underlying collateral.

THIRD-PARTY SAFEKEEPING - A safekeeping arrangement whereby the investor has full control over the securities being held and the dealer or bank investment department has no access to the securities being held.

TIME DEPOSIT - Interest-bearing deposit at a savings institution that has a specific maturity.

TREASURY BILLS - Treasury bills are short-term debt obligations of the U.S. Government. They offer maximum safety of principal since they are backed by the full faith and credit of the United States Government. Treasury bills, commonly called "T-Bills," account for the bulk of government financing, and are the major vehicle used by the Federal Reserve System in the money market to implement national monetary policy. T-Bills are sold in three, six, nine, and twelve-month bills. Because treasury bills are considered "risk-free," these instruments generally yield the lowest returns in the major money market instruments.

TREASURY NOTES AND BONDS - While T-Bills are sold at a discount rate that establishes the yield to maturity, all other marketable treasury obligations are coupon issued. These include Treasury Notes with maturities from one to ten years and Treasury Bonds with maturities of 10-30 years. The instruments are typically held by banks and savings and loan associations. Since Bills, Notes and Bonds are general obligations of the U.S. Government, and since the Federal Government has the lowest credit risk of all participants in the money market, its obligations generally offer a lower yield to the investor than do other securities of comparable maturities.

UNDERLYING SECURITIES - Securities transferred in accordance with a repurchase agreement.

VENDOR - A business or individual who provides a service or product at a cost.

WHEN ISSUED TRADES - Typically, there is a lag between the time a new bond is announced and sold and the time it is actually issued. During this interval, the security trades "WI," "when, as, and if issued."

WI - When, as, and if issued. See When Issued Trades.

YIELD - The rate at which an investment pays out interest or dividend income, expressed in percentage terms and calculated by dividing the amount paid by the price of the security and annualizing the result.

YIELD BASIS - Stated in terms of yield as opposed to price. As yield increases for a traded issue, price decreases and vice versa. Charts prepared on a yield basis appear exactly opposite of those prepared on a price basis.

YIELD SPREAD - The variation between yields on different types of debt securities; generally a function of supply and demand, credit quality and expected interest rate fluctuations. Treasury bonds, for example, because they are so safe, will normally yield less than corporate bonds. Yields may also differ on similar securities with different maturities. Long-term debt, for example, carries more risk of market changes and issuer defaults than short-term debt and thus usually yields more.

ZERO-COUPON BONDS - Securities that do not pay interest but are instead sold at a deep discount from face value. They rise in price as the maturity date nears and are redeemed at face value upon maturity.

Mason County External Investment Pool Policy

Drafted 11/14/2022

The External Investment Pool sponsored by Mason County through the Washington State Local Government Investment Pool (LGIP) was established on March 26, 1991. Revised Code of Washington (RCW) 36.29.022, 36.29.010, 36.29.020, authorize the County Treasurer to invest its surplus cash and any funds of municipal corporations which are not required for immediate expenditure and are in the custody or control of the county treasurer. The External Investment Pool's investments are invested pursuant to the Revised Code of Washington. Any credits or payments to pool participants are calculated and made in a manner as required by RCW 36.29.024.

The investments are managed by the Treasurer, which reports investment activity to the County Finance Committee on a quarterly basis. Additionally, the County treasurer investment activity is subject to an annual investment policy review, compliance oversight, quarterly financial review, and annual financial reporting. The County has not provided nor obtained any legally binding guarantees to support the value of shares in the Pool.

The External Investment Pool is not registered with the SEC and is not subject to any formal oversight other than that provided by the County Finance Committee. The Committee is responsible for adopting investment objectives and policies, for hiring investment advisors, and for monitoring policy implementation and investment performance. The Committee's primary role is to oversee the allocation of the Pool's portfolio among the asset classes, investment vehicles, and investment managers.

The county is a voluntary participant in the Local Government Investment Pool, an external investment pool operated by the Washington State Treasurer. The pool is not rated and not registered with the SEC. Rather oversight is provided by the State Finance Committee in accordance with Chapter 43.250 RCW. Investments in the LGIP are reported at amortized cost, which is the same as the value of the pool per share. The LGIP does not impose any restrictions on participant withdrawals. The Office of the State Treasurer prepares a stand-alone financial report for the pool. A copy of the report is available on line at www.tre.wa.gov.

The interest or other earnings of income from the funds of any municipal corporation (Treasurers Daily Cash TDC) of which the governing body has not taken any action pertaining to the investment of funds and that have been invested in accordance with state statutes, shall be deposited in the current expense fund of the county and may be used for general county purposes. These investments made by the County Treasurer on behalf of the participants is involuntary participation in the County Treasurer's Investment Pool as they are required to be invested by statute. Approximately 36% of the County Treasurer's Investment Pool through the Local Government Investment Pool, consists of these involuntary participants.

Voluntary participants in the Mason County External Investment Pool through the Washington State Local Government Investment Pool (LGIP) was established on March 26, 1991 and include (County, Cemetery, Fire, Transit, Ports, Hospital, School and Water Districts). The deposits held for voluntary entities are included in the Investment Trust Funds. This investment activity occurs separately from the County's Treasurer's Daily Cash (TDC) Pool and all activity and interest earned is reported in the individual County or District Investment Trust Fund(s).

The Mason County Treasurer does not require written consent from involuntary participants to participate in the County's External Investment Pool. The External Investment Pool's investments are invested pursuant to the Revised Code of Washington.

The Mason County Treasurer requires written consent and direction from voluntary participants to participate in the County's External Investment Pool. County Departments and Districts direct these investments in writing to the Treasurer's Office for processing.

Adopted this _____ day of October, 2023.

Mason County Finance Committee

Elisabeth (Lisa) Frazier, County Treasurer, Chair

Steve Duenkel, County Auditor, Secretary

Sharon Trask, Commissioner, Member