



Mason County Finance Committee Report

2024 First Quarter (January -March) Submitted 4/23/2024

Mason County Finance Committee
 Lisa Frazier, Mason County Treasurer
 Steve Duenkel, Mason County Auditor
 Sharon Trask, Mason County Commissioner

RCW 36.48.070

County finance committee — Approval of investment policy and debt policy — Rules.

The county treasurer, the county auditor, and the chair of the county legislative authority, ex officio, shall constitute the county finance committee. The county treasurer shall act as chair of the committee and the county auditor as secretary thereof. The committee shall keep a full and complete record of all its proceedings in appropriate books of record and all such records and all correspondence relating to the committee shall be kept in the office of the county auditor and shall be open to public inspection. The committee shall approve a county investment policy and a debt policy and shall make appropriate rules and regulations for the carrying out of the provisions of RCW 36.48.010 through 36.48.060, not inconsistent with law.

- 36.48.010 Depositories to be designated by treasurer.
- 36.48.040 Depositories to be designated by treasurer -- Deposited funds deemed in county treasury.
- 36.48.050 Depositories to be designated by treasurer -- Treasurer's liability and bond additional.
- 36.48.060 Definition -- "Financial institution."

CE CASH BALANCE AS OF

March 29, 2024	\$ 25,804,027.12	Note: + \$388,933.80 for same period 2023
December 31, 2023	\$ 27,361,801.93	Note: + \$864,635.54 for same period 2022
September 30, 2023	\$ 28,296,767.15	Note: + \$3,040,391.88 for same period 2022
June 30, 2023	\$ 29,301,414.76	Note: + \$2,830,176.92 for same period 2022
March 31, 2023	\$ 25,415,093.32	Note: + \$4,009,863.11 for same period 2022
December 31, 2022	\$ 26,497,166.39	Note: + \$4,961,209.26 for same period 2021
December 31, 2021	\$ 21,535,957.13	Note: + \$5,430,352.61 for same period 2020
December 31, 2020	\$ 16,105,604.52	Note: + \$4,029,284.40 for same period 2019
December 31, 2019	\$ 12,076,320.12	Note: + \$4,242,643.62 for same period 2018

GENERAL FUND RESERVE AND CONTINGENCY POLICY 2021-034

Year	2023 Expenditures	Percentage	Policy Balance	3/29/2024	Difference	Less Reserves
General Operating 2024	\$ 44,999,637.56	15%	\$ 6,749,945.63	\$ 25,804,027.12	\$ 19,054,081.49	\$ 11,154,081.49
General Operating 2024	\$ 44,999,637.56	20%	\$ 8,999,927.51	\$ 25,804,027.12	\$ 16,804,099.61	\$ 8,904,099.61
General Operating 2024	\$ 44,999,637.56	25%	\$ 11,249,909.39	\$ 25,804,027.12	\$ 14,554,117.73	\$ 6,654,117.73

Reserves 2024

Contingency Reserve	\$ 1,000,000.00
Technology Replacement Reserve	\$ 400,000.00
Equipment & Vehicle Replacement Reserve	\$ 1,000,000.00
Accrued Leave Reserve	\$ 500,000.00
Capital Reserve	\$ 5,000,000.00
Total Reserves	\$ 7,900,000.00

CASH & INVESTMENTS	
TREASURER'S REGULAR CHECKING ACCOUNT COLUMBIA BANK	\$ 15,604,271.57
IMPREST ACCOUNTS	\$ 72,225.00
TREASURER'S INVESTED FUNDS TOTAL (see breakdown below)	\$ 245,153,301.28

TOTAL CASH & INVESTMENTS AS OF March 29, 2024	\$ 260,829,797.85	3/29/2024	3/29/2024	PORTFOLIO %	
	COST	MARKET VALUE	GAIN/LOSS		Rating
INVESTMENT PORTFOLIO	\$ 245,153,301.28	\$ 244,925,078.88	\$ (228,222.40)	100.00%	
FEDERAL HOME LOAN BANK (FHLB)	\$ 3,250,487.98	\$ 3,133,318.00	\$ (117,169.98)	1.33%	S&P AA+
FEDERAL FARM CREDIT (FFCB)	\$ 3,870,498.93	\$ 3,801,090.99	\$ (69,407.94)	1.58%	S&P AA+
FEDERAL NATIONAL MORTGAGE ASSOCIATION (FNMA)	\$ 722,715.08	\$ 717,081.00	\$ (5,634.08)	0.29%	S&P AA+
FEDERAL HOME LOAN MORTGAGE COMPANY (FHLMC)	\$ 1,746,247.30	\$ 1,718,689.00	\$ (27,558.30)	0.71%	S&P AA+
MUNICIPAL BONDS	\$ 1,770,127.25	\$ 1,820,464.10	\$ 50,336.85	0.72%	S&P A-/AA+
US TREASURIES	\$ 2,009,344.45	\$ 1,950,555.50	\$ (58,788.95)	0.82%	Moody's Aaa
(TREAS DAILY CASH) WA STATE LGIP	\$ 36,131,986.18	\$ 36,131,986.18	\$ -	14.74%	Not Rated
(CO DEPARTMENTS/TAXING DISTRICTS) WA STATE LGIP	\$ 195,651,894.11	\$ 195,651,894.11	\$ -	79.81%	Not Rated
SAVINGS	\$ -	\$ -	\$ -	0.00%	PDPC Approved
CERTIFICATE OF DEPOSIT	\$ -	\$ -	\$ -	0.00%	PDPC Approved
REGISTERED WARRANTS (INT RATE %)	\$ -	\$ -	\$ -	0.00%	Debt Policy Approved

BENCHMARK: 90 Day T-Bill Rate	March 29, 2024	5.37%
Savings		
State Pool Rate	March 29, 2024	5.43%
Market Rate Yield Agency/Treasury	March 29, 2024	1.49%

HISTORIC LGIP POOL RATES	2020-2021	1.72% - .08%
	2022-2023	.09% - 5.20%
	2024	5.20% - 5.43%

FEDERAL RESERVE RATES	2021	.00% - .25%
	2022	.07% - 4.33%
	2023	4.33% - 5.25%
	2024	5.25% - 5.5%

INVESTMENT INTEREST COLLECTIONS					
YEAR	BUDGETED			COLLECTED	DIFFERENCE
2019	\$ 600,000.00			\$ 882,551.28	\$ 282,551.28
2020	\$ 800,000.00			\$ 436,545.18	\$ (363,454.82)
2021	\$ 500,000.00			\$ 124,051.45	\$ (375,948.55)
2022	\$ 250,000.00			\$ 733,774.76	\$ 483,774.76
2023	\$ 250,000.00			\$ 2,552,376.58	\$ 2,302,376.58
2024 thru 3/31/2024	\$ 900,000.00			\$ 635,663.95	

TREASURER'S BANKING COSTS					
YEAR		COLUMBIA/UMPQUA	BONY MELLON	YEAR PD	
12/1/2018 through 11/30/2019		\$ -	\$ 3,105.00	2019	
12/1/2019 through 11/30/2020		\$ -	\$ 2,595.00	2020	
12/1/2020 through 11/30/2021		\$ -	\$ 2,110.00	2021	
12/1/2021 through 11/30/2022		\$ -	\$ 3,168.00	2022	
12/1/2022 through 11/30/2023		\$ -	\$ 2,833.00	2023	
12/1/2023 through 3/31/2024		\$ -	\$ 1,388.00	2024	

* Mason County Treasurer keeps a compensating balance of approximately \$8 million with Umpqua Bank to offset banking fees

County Debt Recap

As of May 27, 2021

Remaining Non Voted Debt Capacity	\$	107,238,013.00
Voted Debt Capacity	\$	95,923,650.00
Remaining Debt Capacity	\$	203,161,663.00

County Debt Outstanding as of 3/31/2024 \$ **16,549,334.80**
See detailed report attached

* most debt payments have an interest payment June 1
and a principle & interest payment on December 1

Finance Committee Business

OLD BUSINESS:

Skokomish River Ecosystem Restoration Project- Loretta Swanson

Real estate acquisition continues. Construction award target date is February 2026, and construction beginning that summer. The County's share of the construction cost will be requested by the Army Corps of Engineers prior to Feb 2026. The County's share will come from a Department of Ecology grant administered by Mason Conservation District. The Corps and Ecology are discussing the possibility of a direct transfer from the grant to the Corps. This would eliminate the need for the County to secure a short-term loan. Still no resolution on this topic.

Belfair Wastewater System Extension Update - Loretta Swanson

Substantial completion was issued and the Public Works Board project completion report submitted to lock in at .54% interest rate. Final Loan documents to be reviewed and approved. As it sits, we anticipate the loan amount to be \$2,787,844.39 (less 5% Loan Forgiveness). More details will be provided later.

NEW BUSINESS:

Shetland Road RID (Road Improvement District) - Loretta Swanson

Citizens have petitioned to form a Road Improvement District for Shetland Road. Public Works will bring forward a request to set a hearing date and resolution of intention to create the RID by end of month. If created, we plan to make the improvements (estimated cost - \$365,000.00) this summer. Once completed, there is a second hearing certifying the actual cost and final assessment roll. The Road Fund can make the initial expenditure in 2024 as a short term loan per county policy (it is in the approved budget) but an outside loan needs to be secured in 2025. This loan will be repaid by the RID special assessment that would begin in 2025.

Registered Warrant History - Shelton School District #309 & Port of Allyn - Lisa Frazier see pages 41-44

Respectfully Submitted:

Elisabeth (Lisa) Frazier

Mason County Treasurer



Mason County Treasurer
 Elisabeth (Lisa) Frazier
 PO Box 429, 411 N 5th Street
 Shelton, WA 98584
 360-427-9670 ext 475

Financial Statement
 March 2024

001.000000.000.000 CURRENT EXPENSE FUND

Beginning Cash Balance \$25,662,278.15 ✓

Tax Collections	\$555,026.20	
Accounts Receivable/Misc Receipts	\$2,966,684.15	
Transfers In	\$0.00	
Total Revenue		\$3,521,710.35
Accounts Payable/Warrants	\$3,379,961.38	
Transfers Out	\$0.00	
Total Expense		\$3,379,961.38

Ending Cash Balance \$25,804,027.12

Investment Activity

3/1/2024	Beginning Investments Balance	\$0.00
	Investments Acquired	\$0.00
	Investments Sold	\$0.00
3/31/2024	Ending Investments Balance	\$0.00

Total Cash and Investments \$25,804,027.12



Mason County Treasurer
 Elisabeth (Lisa) Frazier
 PO Box 429, 411 N 5th Street
 Shelton, WA 98584
 360-427-9670 ext 475

Financial Statement
 March 2024

800.000000.000.000 TREASURER'S DAILY CASH

Beginning Cash Balance		-\$21,785,240.40
Tax Collections	\$0.00	
Accounts Receivable/Misc Receipts	\$0.00	
Transfers In	\$17,915,764.93 ✓	
Total Revenue		\$17,915,764.93
Accounts Payable/Warrants	\$0.00	
Transfers Out	\$18,646,897.74 ✓	
Total Expense		\$18,646,897.74
Ending Cash Balance		-\$22,516,373.21

Investment Activity

3/1/2024	Beginning Investments Balance	\$48,770,274.36 ✓
	Investments Acquired	\$18,646,897.74 ✓
	Investments Sold	\$17,915,764.93 ✓
3/31/2024	Ending Investments Balance	\$49,501,407.17

Total Cash and Investments **\$26,985,033.96**

Mason County Treasurer's Office
MONTHLY INVESTMENT - TREASURER
As of March 31, 2024

Date	Num	Name	Memo	Split	Amount	Balance
STATE POOL INVESTMENT LEDGER						48,770,274.36 ✓
800000010 - TDC - STATE POOL						35,399,257.85
03/05/2024	WIRE	INVESTMENT AC...		Inv Deposit	10,500,845.56	45,900,103.41
03/08/2024	WIRE	INVESTMENT AC...		Inv Deposit	1,000,000.00	46,900,103.41
03/11/2024	WIRE	INVESTMENT AC...		Inv Deposit	194,272.31	47,094,375.72
03/15/2024	WIRE	INVESTMENT AC...		Inv Deposit	95,371.84	47,189,747.56
03/18/2024	WIRE	INVESTMENT AC...		Inv Deposit	140,000.00	47,329,747.56
03/29/2024	WIRE	INVESTMENT AC...		Inv Deposit	5,000,000.00	52,329,747.56
03/06/2024	WIRE	INVESTMENT LIQ...		Inv Withdrawl	-847,761.38	51,481,986.18
03/07/2024	WIRE	INVESTMENT LIQ...		Inv Withdrawl	-5,000,000.00	46,481,986.18
03/12/2024	WIRE	INVESTMENT LIQ...		Inv Withdrawl	-1,950,000.00	44,531,986.18
03/19/2024	WIRE	INVESTMENT LIQ...		Inv Withdrawl	-1,000,000.00	43,531,986.18
03/21/2024	WIRE	INVESTMENT LIQ...		Inv Withdrawl	-2,500,000.00	41,031,986.18
03/22/2024	WIRE	INVESTMENT LIQ...		Inv Withdrawl	-1,400,000.00	39,631,986.18
03/26/2024	WIRE	INVESTMENT LIQ...		Inv Withdrawl	-3,500,000.00	36,131,986.18
Total 800000010 - TDC - STATE POOL					732,728.33	36,131,986.18
800000030 - TDC - AGENCY BONDS						13,371,016.51
03/22/2024	WIRE	INVESTMENT AC...	FHLB CUSIP #3130A...	Inv Purchased	248,404.48	13,619,420.99
03/29/2024	WIRE	INVESTMENT LIQ...	FFCB CUSIP #3133E...	Inv Matured	-250,000.00	13,369,420.99
Total 800000030 - TDC - AGENCY BONDS					-1,595.52	13,369,420.99
800000040 - TDC - REG WARRANTS						0.00
03/06/2024	WIRE	INVESTMENT AC...	RW#69 PORT OF AL...	Inv Purchased	6,199.10	6,199.10
03/08/2024	WIRE	INVESTMENT AC...	RW#70 SD#309 GEN...	Inv Purchased	153,388.90	159,588.00
03/13/2024	WIRE	INVESTMENT AC...	RW#71 SD#309 GEN...	Inv Purchased	805,115.91	964,703.91
03/15/2024	WIRE	INVESTMENT AC...	RW#72 SD#309 GEN...	Inv Purchased	395,407.63	1,360,111.54
03/19/2024	WIRE	INVESTMENT AC...	RW#73 SD#309 GEN...	Inv Purchased	107,892.01	1,468,003.55
03/15/2024	WIRE	INVESTMENT LIQ...	RW#70 SD#309 GEN...	Inv Called	-153,388.90	1,314,614.65
03/20/2024	WIRE	INVESTMENT LIQ...	RW#69 PORT OF AL...	Inv Called	-6,199.10	1,308,415.55
03/29/2024	WIRE	INVESTMENT LIQ...	RW#71 SD#309 GEN...	Inv Called	-805,115.91	503,299.64
03/29/2024	WIRE	INVESTMENT LIQ...	RW#72 SD#309 GEN...	Inv Called	-395,407.63	107,892.01
03/29/2024	WIRE	INVESTMENT LIQ...	RW#73 SD#309 GEN...	Inv Called	-107,892.01	0.00
Total 800000040 - TDC - REG WARRANTS					0.00	0.00
Total STATE POOL INVESTMENT LEDGER					731,132.81	49,501,407.17
TOTAL					731,132.81	49,501,407.17 ✓

Investment Statement Balance Sheet
Date: 3/29/2024

BYN MELLON Custodian	Treasurer's Cash Sheet	
Statement Investments Held	Custodial Investments	Difference
\$ 13,369,420.99	\$ 13,369,420.99	\$ -

Difference: Investment

Balanced by: HB



BNY MELLON

The Bank of New York Mellon Trust Company, N.A.

Account Statement

Statement Period 03/01/2024 Through 03/31/2024

Account 00232530 Base Currency = USD
MASON COUNTY TREASURER

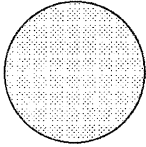
CLIENT SERVICE MANAGER: LAUREN DEHNER
4655 SALISBURY RD STE 300
AIM-324-0000
JACKSONVILLE, FL 32256
904-645-1918
LAUREN.DEHNER@BNYMELLON.COM

Go Paperless.

Securely access your accounts online to view your statements. Ask your BNY Mellon contact how we can help you access your account balances and activity in real time, receive your reports, enter your own transactions or submit an audit confirmation online. Also be sure to ask how NEXEN(SM) Gateway, our new cloud-based ecosystem, can help you.

Visit us at www.bnymellon.com

Account Overview



Percent of all Investments	Asset Classification	Market Value
100% ☺	FIXED INCOME	13,141,198.59
100%	TOTAL OF ALL INVESTMENTS	13,141,198.59

Summary of Assets Held by Asset Classification

Asset Classification	Market Value	Cost	Accrued Income	Estimated Annual Income	Market Yield
FIXED INCOME	13,141,198.59	13,369,420.99	42,340.51	196,098.45	1.49 %
ACCOUNT TOTALS	13,141,198.59	13,369,420.99	42,340.51	196,098.45	1.49 %

Summary of Cash Transactions by Transaction Category

Transaction Category	Current Period			Year-to-Date	
	Income	Principal	Realized Gains/Losses	Income	Principal
OPENING BALANCE	45,571.36 -	45,571.36		37,286.91 -	37,286.91
INTEREST	28,156.25	0.00	0.00	48,668.75	0.00
MUNICIPAL BOND INTEREST	0.00	0.00	0.00	9,653.00	0.00
SALES AND REDEMPTIONS	0.00	250,000.00	0.00	0.00	1,280,000.00
OTHER CASH ADDITIONS	0.00	248,958.23	0.00	0.00	1,087,109.93

10

6 036125 n 073942 a 02 L DDM I WI s 302288



BNY MELLON

The Bank of New York Mellon Trust Company, N.A.

Statement Period 03/01/2024 Through 03/31/2024
Account 00232530 Base Currency = USD
MASON COUNTY TREASURER

Summary of Cash Transactions by Transaction Category - Continued

Transaction Category	Current Period			Year-to-Date	
	Income	Principal	Realized Gains/Losses	Income	Principal
OTHER CASH DISBURSEMENTS	28,156.25 -	250,375.00 -	0.00	58,521.75 -	1,295,371.75 -
PURCHASES	178.75 -	248,404.48 -	0.00	8,463.20 -	1,063,274.98 -
CLOSING BALANCE	45,750.11 -	45,750.11	0.00	45,750.11 -	45,750.11

The above cash transactions summary is provided for information purposes only and may not reflect actual taxable income or deductible expenses as reportable under the Internal Revenue Code.

0 093125 n 072942 a 02 100M 1WI s 302299

11



BNY MELLON

The Bank of New York Mellon Trust Company, N.A.

Statement Period 03/01/2024 Through 03/31/2024
Account 00232530 Base Currency = USD
MASON COUNTY TREASURER

Statement of Assets Held by Asset Classification

Shares/Par Value	Asset Description	Market Price	Market Value	Cost	Average Cost	Accrued Income	Estimated Income	Market Yield
FIXED INCOME								
250,000.000	FEDERAL FARM CREDIT BANKS FUNDING CORP CUSIP: 3133EMGF3 MATURITY DATE: 05/16/2024 RATE: 0.350% MOODY'S Aaa S&P AA+	99.34200	248,355.00	250,000.00	100.00000	325.69	875.00	0.35%
250,000.000	UNITED STATES TREASURY NOTE/BOND CUSIP: 91282CCG4 MATURITY DATE: 06/15/2024 RATE: 0.250% MOODY'S Aaa S&P AA+	98.95100	247,377.50	248,805.50	99.52220	181.01	625.00	0.25%
250,000.000	FEDERAL HOME LOAN MORTGAGE CORP CUSIP: 3134GXVX9 MATURITY DATE: 06/28/2024 RATE: 3.500% MOODY'S Aaa S&P AA+	99.52000	248,800.00	250,000.00	100.00000	2,236.11	8,750.00	3.52%
250,000.000	UNITED STATES TREASURY NOTE/BOND CUSIP: 91282CCL3 MATURITY DATE: 07/15/2024 RATE: 0.375% MOODY'S Aaa S&P AA+	98.58500	246,462.50	249,813.75	99.92550	193.17	937.50	0.38%
250,000.000	UNITED STATES TREASURY STRIP COUPON CUSIP: 912833LS7 MATURITY DATE: 08/15/2024 RATE: 0.000%	98.09500	245,237.50	247,405.50	98.96220	0.00	0.00	0.00%
500,000.000	FEDERAL HOME LOAN BANKS CUSIP: 3130AQRPO MATURITY DATE: 08/23/2024 RATE: 1.400% MOODY'S Aaa S&P AA+	98.35500	491,775.00	500,000.00	100.00000	719.44	7,000.00	1.42%
547,000.000	FEDERAL FARM CREDIT BANKS FUNDING CORP CUSIP: 3133EMCND MATURITY DATE: 10/15/2024 RATE: 0.400% MOODY'S Aaa S&P AA+	97.38700	532,706.89	513,655.43	93.90410	1,002.83	2,188.00	0.41%
250,000.000	FEDERAL FARM CREDIT BANKS FUNDING CORP CUSIP: 3133EK6J0 MATURITY DATE: 11/08/2024 RATE: 1.625% MOODY'S Aaa S&P AA+	97.96700	244,917.50	250,000.00	100.00000	1,602.43	4,062.50	1.66%
250,000.000	FEDERAL FARM CREDIT BANKS FUNDING CORP CUSIP: 3133EMQQ8 MATURITY DATE: 11/12/2024 RATE: 0.300% MOODY'S Aaa	97.08300	242,707.50	249,906.75	99.96270	287.50	750.00	0.31%

12



BNY MELLON

The Bank of New York Mellon Trust Company, N.A.

Statement Period 03/01/2024 Through 03/31/2024

Account 00232530

Base Currency = USD

MASON COUNTY TREASURER

Statement of Assets Held by Asset Classification - Continued

Shares/Par Value	Asset Description	Market Price	Market Value	Cost	Average Cost	Accrued Income	Estimated Income	Market Yield
250,000.000	S&P AA+ PIERCE COUNTY SCHOOL DISTRICT NO 10 TACOMA CUSIP: 720424ZS2 MATURITY DATE: 12/01/2024 RATE: 0.893% MOODY'S Aaa	97.09100	242,727.50	234,465.00	93.78600	572.69	1,732.50	0.71%
250,000.000	S&P AA+ FEDERAL HOME LOAN MORTGAGE CORP CUSIP: 3134GXGY4 MATURITY DATE: 12/23/2024 RATE: 0.375% MOODY'S Aaa	96.66400	241,660.00	250,337.00	100.13480	252.60	937.50	0.39%
250,000.000	S&P AA+ FEDERAL HOME LOAN BANKS CUSIP: 3130AKMR4 MATURITY DATE: 01/15/2025 RATE: 0.330% MOODY'S Aaa	96.22800	240,570.00	250,000.00	100.00000	171.88	825.00	0.34%
250,000.000	S&P AA+ FEDERAL HOME LOAN BANKS CUSIP: 3130AUQ98 MATURITY DATE: 02/14/2025 RATE: 5.000% MOODY'S Aaa	99.66300	249,157.50	249,764.50	99.90580	1,597.22	12,500.00	5.02%
250,000.000	S&P AA+ FEDERAL HOME LOAN BANKS CUSIP: 3130AURSS MATURITY DATE: 03/14/2025 RATE: 4.250% MOODY'S Aaa	99.24800	248,120.00	248,509.25	99.40370	472.22	10,625.00	4.28%
250,000.000	S&P AA+ UNITED STATES TREASURY NOTE/BOND CUSIP: 912828ZL7 MATURITY DATE: 04/30/2025 RATE: 0.375% MOODY'S Aaa	95.19100	237,977.50	248,044.25	99.21770	388.91	937.50	0.39%
500,000.000	S&P AA+ FEDERAL HOME LOAN MORTGAGE CORP CUSIP: 3134GVYP7 MATURITY DATE: 05/27/2025 RATE: 0.500% MOODY'S Aaa	94.99200	474,960.00	499,013.50	99.80270	854.17	2,500.00	0.53%
270,000.000	S&P AA+ FEDERAL NATIONAL MORTGAGE ASSOCIATION CUSIP: 3135G04Z3 MATURITY DATE: 06/17/2025 RATE: 0.500% MOODY'S Aaa	94.85500	256,108.50	249,359.58	92.35540	386.25	1,350.00	0.53%
550,000.000	S&P AA+ FEDERAL HOME LOAN MORTGAGE CORP CUSIP: 3137EAEU9 MATURITY DATE: 07/21/2025	94.37300	519,051.50	497,079.55	90.37810	395.31	2,062.50	0.40%

0 083125 n 078942 a 02 L DOM 1 WA s 302,301

13



BNY MELLON

The Bank of New York Mellon Trust Company, N.A.

Statement Period 03/01/2024 Through 03/31/2024
Account 00232530 Base Currency = USD
MASON COUNTY TREASURER

Statement of Assets Held by Asset Classification - Continued

Shares/Par Value	Asset Description	Market Price	Market Value	Cost	Average Cost	Accrued Income	Estimated Income	Market Yield
250,000.000	RATE: 0.375% MOODY'S Aaa S&P AA+ FEDERAL NATIONAL MORTGAGE ASSOCIATION CUSIP: 3135G05X7 MATURITY DATE: 08/25/2025	93.99100	234,977.50	246,443.75	98.57750	91.15	937.50	0.40%
250,000.000	RATE: 0.375% MOODY'S Aaa S&P AA+ FEDERAL HOME LOAN MORTGAGE CORP CUSIP: 3137EAEX3 MATURITY DATE: 09/23/2025	93.68700	234,217.50	249,817.25	99.92690	18.23	937.50	0.40%
250,000.000	RATE: 2.620% MOODY'S Aaa S&P AA+ FEDERAL FARM CREDIT BANKS FUNDING CORP CUSIP: 3133EHJR5 MATURITY DATE: 11/17/2025	96.63900	241,597.50	242,354.75	96.94190	2,419.86	6,550.00	2.71%
600,000.000	RATE: 0.843% MOODY'S Aaa S&P AA+ PIERCE COUNTY SCHOOL DISTRICT NO 10 TACOMA CUSIP: 720424ZT0 MATURITY DATE: 12/01/2025	93.71400	562,284.00	545,472.00	90.91200	1,671.95	5,058.00	0.90%
250,000.000	RATE: 0.375% MOODY'S Aaa S&P AA+ UNITED STATES TREASURY NOTE/BOND CUSIP: 91282CBC4 MATURITY DATE: 12/31/2025	92.77000	231,925.00	247,578.75	99.03150	231.80	937.50	0.40%
250,000.000	RATE: 0.590% MOODY'S Aaa S&P AA+ FEDERAL FARM CREDIT BANKS FUNDING CORP CUSIP: 3133EMQX3 MATURITY DATE: 02/17/2026	92.41000	231,025.00	249,863.75	99.94550	176.18	1,475.00	0.64%
250,000.000	RATE: 0.800% MOODY'S Aaa S&P AA+ FEDERAL HOME LOAN BANKS CUSIP: 3130ALEY6 MATURITY DATE: 03/04/2026	92.66500	231,662.50	249,280.25	99.71210	144.44	2,000.00	0.86%
250,000.000	RATE: 4.875% MOODY'S Aaa FEDERAL FARM CREDIT BANKS FUNDING CORP CUSIP: 3133EPWD3 MATURITY DATE: 04/20/2026	100.37500	250,937.50	248,868.75	99.54750	5,416.67	12,187.50	4.86%

6 093125 n 076942 a 02 1 00M 1W1 s 302,302

14



BNY MELLON

The Bank of New York Mellon Trust Company, N.A.

Statement Period 03/01/2024 Through 03/31/2024
Account 00232530 Base Currency = USD
MASON COUNTY TREASURER

Statement of Assets Held by Asset Classification - Continued

Shares/Par Value	Asset Description	Market Price	Market Value	Cost	Average Cost	Accrued Income	Estimated Income	Market Yield
260,000.000	S&P AA+ UNITED STATES TREASURY STRIP COUPON CUSIP: 912833LZ1 MATURITY DATE: 05/15/2026 RATE: 0.000%	90.77500	236,015.00	250,182.00	96.22385	0.00	0.00	0.00%
500,000.000	FEDERAL HOME LOAN BANKS CUSIP: 3130AMM41 MATURITY DATE: 06/16/2026 RATE: 1.000% MOODY'S Aaa	92.28300	461,415.00	500,000.00	100.00000	1,444.44	5,000.00	1.08%
300,000.000	S&P AA+ UNITED STATES TREASURY NOTE/BOND CUSIP: 91282CCJ8 MATURITY DATE: 06/30/2026 RATE: 0.875% MOODY'S Aaa	92.23100	276,693.00	269,024.70	89.67490	649.04	2,625.00	0.95%
500,000.000	FEDERAL HOME LOAN BANKS CUSIP: 3130ANELO MATURITY DATE: 08/12/2026 RATE: 1.000% MOODY'S Aaa	91.72300	458,615.00	495,407.50	99.08150	666.67	5,000.00	1.09%
250,000.000	S&P AA+ UNITED STATES TREASURY NOTE/BOND CUSIP: 91282CCZ2 MATURITY DATE: 09/30/2026 RATE: 0.875% MOODY'S Aaa	91.54700	228,867.50	248,490.00	99.39600	1,087.77	2,187.50	0.98%
500,000.000	FEDERAL FARM CREDIT BANKS FUNDING CORP CUSIP: 3133ENDC1 MATURITY DATE: 11/03/2026 RATE: 1.330% MOODY'S Aaa	91.59000	457,950.00	500,000.00	100.00000	2,715.42	6,650.00	1.45%
250,000.000	S&P AA+ FEDERAL NATIONAL MORTGAGE ASSOCIATION CUSIP: 3135G06L2 MATURITY DATE: 12/18/2026 RATE: 0.875% MOODY'S Aaa	90.39800	225,995.00	226,911.75	90.76470	619.79	2,187.50	0.97%
320,000.000	S&P AA+ FEDERAL FARM CREDIT BANKS FUNDING CORP CUSIP: 3133EPW76 MATURITY DATE: 01/19/2027 RATE: 3.875% MOODY'S Aaa	98.46300	315,081.60	315,392.00	98.56000	2,445.56	12,400.00	3.94%
275,000.000	S&P AA+ FEDERAL HOME LOAN BANKS CUSIP: 3130AL5A8 MATURITY DATE: 02/26/2027 RATE: 0.900% MOODY'S Aaa	90.13600	247,874.00	248,404.48	90.32890	233.75	2,475.00	1.00%

6 083125 1 078942 8 02 1 00M 1 W 5 302 203

15



BNY MELLON

The Bank of New York Mellon Trust Company, N.A.

Statement Period 03/01/2024 Through 03/31/2024
Account 00232530 Base Currency = USD
MASON COUNTY TREASURER

Statement of Assets Held by Asset Classification - Continued

Shares/Par Value	Asset Description	Market Price	Market Value	Cost	Average Cost	Accrued Income	Estimated Income	Market Yield
550,000.000	S&P AA+ FEDERAL FARM CREDIT BANKS FUNDING CORP CUSIP: 3133EPEE1 MATURITY DATE: 03/29/2027 RATE: 4.000% MOODY'S Aaa	98.72500	542,987.50	550,979.00	100.17800	61.11	22,000.00	4.05%
145,000.000	S&P AA+ UNIVERSITY OF WASHINGTON CUSIP: 91523NUE4 MATURITY DATE: 04/01/2027 RATE: 1.669% MOODY'S Aaa	92.31200	133,852.40	133,749.45	92.24100	1,203.30	2,420.05	1.81%
420,000.000	S&P AA+ UNIVERSITY OF WASHINGTON CUSIP: 91523NWF9 MATURITY DATE: 04/01/2027 RATE: 0.972% MOODY'S Aaa	90.37600	379,579.20	367,222.80	87.43400	2,029.86	4,082.40	1.08%
250,000.000	S&P AA+ FEDERAL HOME LOAN BANKS CUSIP: 3130ARJM4 MATURITY DATE: 04/21/2027 RATE: 3.000% MOODY'S Aaa	95.54400	238,860.00	250,000.00	100.00000	3,312.50	7,500.00	3.14%
300,000.000	S&P AA+ COUNTY OF KING WA SEWER REVENUE CUSIP: 495290DQ8 MATURITY DATE: 07/01/2027 RATE: 1.195% MOODY'S Aa1	89.95700	269,871.00	266,268.00	88.75600	886.29	3,585.00	1.33%
500,000.000	S&P AA+ FEDERAL FARM CREDIT BANKS FUNDING CORP CUSIP: 3133ENQ29 MATURITY DATE: 09/29/2027 RATE: 4.000% MOODY'S Aaa	98.56500	492,825.00	499,478.50	99.89570	55.56	20,000.00	4.06%
300,000.000	S&P AA+ FEDERAL HOME LOAN BANKS CUSIP: 3130AP2V6 MATURITY DATE: 12/30/2027 RATE: 1.100% MOODY'S Aaa	88.42300	265,269.00	258,122.00	86.37400	1,650.00	3,300.00	1.24%
250,000.000	S&P AA+ GRANT COUNTY PUBLIC UTILITY DISTRICT NO 2 PRIEST RAPIDS HYDROELECTRIC PROJECT CUSIP: 387883YL9 MATURITY DATE: 01/01/2028 RATE: 2.378% MOODY'S Aa3 S&P AA	92.86000	232,150.00	222,950.00	89.18000	1,469.74	5,945.00	2.56%

16



BNY MELLON

The Bank of New York Mellon Trust Company, N.A.

Statement Period 03/01/2024 Through 03/31/2024

Account 00232530

Base Currency = USD

MASON COUNTY TREASURER

Statement of Assets Held by Asset Classification - Continued

Shares/Par Value	Asset Description	Market Price	Market Value	Cost	Average Cost	Accrued Income	Estimated Income	Market Yield
Total FIXED INCOME			13,141,198.59	13,369,420.99		42,340.51	196,098.45	1.49%
ACCOUNT TOTALS			13,141,198.59	13,369,420.99		42,340.51	196,098.45	1.49%

Total Market Value Plus Total Accrued Income 13,183,539.10

Statement of Transactions by Transaction Date

Transaction Date	Transaction Description	Income	Principal	Cost	Realized Gains/Losses
03/01/24	ACCOUNT OPENING PERIOD BALANCE	45,571.36-	45,571.36	13,371,016.51	
03/04/24	Interest FEDERAL HOME LOAN BANKS RATE: 0.800% MATURITY: 03/04/26 TRADE DATE 03/04/24 SET/DATE 03/04/24 CUSIP 3130ALEY6 250,000.000 SHARES	1,000.00	0.00	0.00	0.00
03/04/24	Cash Debit BNF: MASON COUNTY TREASURER NOTPROVIDED DETAIL: NET ACTIVITY OF 03.04.24 CREDIT MAS DETAIL: ON COUNTY TREASURER NET ACTIVITY OF A/C WITH: UMPQUA BAN K 97258,OR,US	1,000.00-	0.00	0.00	0.00
03/04/24	ACCOUNT CLOSING DAILY BALANCE	45,571.36-	45,571.36	13,371,016.51	0.00
03/14/24	Interest FEDERAL HOME LOAN BANKS RATE: 4.250% MATURITY: 03/14/25 TRADE DATE 03/14/24 SET/DATE 03/14/24 CUSIP 3130AURS5 250,000.000 SHARES	5,312.50	0.00	0.00	0.00
03/14/24	Cash Debit BNF: MASON COUNTY TREASURER NOTPROVIDED DETAIL: NET ACTIVITY OF 03.14.24 CREDIT MAS DETAIL: ON COUNTY TREASURER NET ACTIVITY OF A/C WITH: UMPQUA BAN K 97258,OR,US	5,312.50-	0.00	0.00	0.00
03/14/24	ACCOUNT CLOSING DAILY BALANCE	45,571.36-	45,571.36	13,371,016.51	0.00

6 083125 0 078942 0 02 1 DOM 1 W 5 302.305

17



BNY MELLON

The Bank of New York Mellon Trust Company, N.A.

Statement Period 03/01/2024 Through 03/31/2024
Account 00232530 Base Currency = USD
MASON COUNTY TREASURER

Statement of Transactions by Transaction Date - Continued

Transaction Date	Transaction Description	Income	Principal	Cost	Realized Gains/Losses
03/22/24	Purchase FEDERAL HOME LOAN BANKS RATE: 0.900% MATURITY: 02/26/27 TRADE DATE 03/20/24 SET/DATE 03/22/24 CUSIP 3130AL5A8 275,000,000 SHARES	178.75-	248,404.48-	248,404.48	0.00
03/22/24	Cash Credit ORD CUST: 7000799739 MASON COUNTY TREASURER 411 N 5TH BLDG 1 ORD INST: UMPQUA BANK 445 S.E. MAIN STREET DETAIL: MASON COUNTY TREASURER ATTN: LAURENUA B DETAIL: /BNF/MASON COUNTY TREASURER ATTN: LAUREN DEHNER BNY DETAIL: CUST RRN - O/B CBS UMPQUA B IMA:20240322MMQFMPGD000088 FTS:FD2403221133300	0.00	248,583.23	0.00	0.00
2/24	ACCOUNT CLOSING DAILY BALANCE	45,750.11-	45,750.11	13,619,420.99	0.00
03/25/24	Interest FEDERAL HOME LOAN MORTGAGE CORP RATE: 0.375% MATURITY: 09/23/25 TRADE DATE 03/23/24 SET/DATE 03/23/24 CUSIP 3137EAEX3 250,000,000 SHARES	468.75	0.00	0.00	0.00
03/25/24	Cash Debit BNF: MASON COUNTY TREASURER NOTPROVIDED DETAIL: NET ACTIVITY OF 03.25.24 CREDIT MAS DETAIL: ON COUNTY TREASURER NET ACTIVITY OF A/C WITH: UMPQUA BAN K 97258,OR,US	468.75-	0.00	0.00	0.00
03/25/24	ACCOUNT CLOSING DAILY BALANCE	45,750.11-	45,750.11	13,619,420.99	0.00
03/28/24	Redemption FEDERAL FARM CREDIT BANKS FUNDING CORP RATE: 0.300% MATURITY: 03/28/24 TRADE DATE 03/28/24 SET/DATE 03/28/24 CUSIP 3133EMBE1 250,000,000 SHARES	0.00	250,000.00	250,000.00-	0.00
03/28/24	Interest FEDERAL FARM CREDIT BANKS FUNDING CORP RATE: 0.300% MATURITY: 03/28/24 TRADE DATE 03/28/24 SET/DATE 03/28/24 CUSIP 3133EMBE1	375.00	0.00	0.00	0.00



BNY MELLON

The Bank of New York Mellon Trust Company, N.A.

Statement Period 03/01/2024 Through 03/31/2024
Account 00232530 Base Currency = USD
MASON COUNTY TREASURER

Statement of Transactions by Transaction Date - Continued

Transaction Date	Transaction Description	Income	Principal	Cost	Realized Gains/Losses
03/28/24	250,000.000 SHARES Cash Credit DR PARTY: MASON COUNTY TREASURER DETAIL: /BNF/I TO P TRANSFER REL REF: CWP-2602033	0.00	375.00	0.00	0.00
03/28/24	Cash Debit CR PARTY: MASON COUNTY TREASURER DETAIL: /BNF/I TO P TRANSFER REL REF: NONREF	375.00-	0.00	0.00	0.00
03/28/24	Cash Debit BNF: MASON COUNTY TREASURER NOTPROVIDED DETAIL: NET ACTIVITY OF 03.28.24 CREDIT MAS DETAIL: ON COUNTY TREASURER NET ACTIVITY OF A/C WITH: UMPQUA BAN K 97258,OR,US	0.00	250,375.00-	0.00	0.00
03/28/24	ACCOUNT CLOSING DAILY BALANCE	45,750.11-	45,750.11	13,369,420.99	0.00
03/29/24	Interest FEDERAL FARM CREDIT BANKS FUNDING CORP RATE: 4.000% MATURITY: 09/29/27 TRADE DATE 03/29/24 SET/DATE 03/29/24 CUSIP 3133ENQ29	10,000.00	0.00	0.00	0.00
03/29/24	Interest FEDERAL FARM CREDIT BANKS FUNDING CORP RATE: 4.000% MATURITY: 03/29/27 TRADE DATE 03/29/24 SET/DATE 03/29/24 CUSIP 3133EPEE1	11,000.00	0.00	0.00	0.00
03/29/24	550,000.000 SHARES Cash Debit BNF: MASON COUNTY TREASURER NOTPROVIDED DETAIL: NET ACTIVITY OF 03.29.24 CREDIT MAS DETAIL: ON COUNTY TREASURER NET ACTIVITY OF A/C WITH: UMPQUA BAN K 97258,OR,US	21,000.00-	0.00	0.00	0.00
03/29/24	ACCOUNT CLOSING DAILY BALANCE	45,750.11-	45,750.11	13,369,420.99	0.00
03/31/24	ACCOUNT CLOSING PERIOD BALANCE	45,750.11-	45,750.11	13,369,420.99	0.00

Cumulative realized capital gain and loss position from 12/31/2023 for securities held in principal of account:

19



BNY MELLON

The Bank of New York Mellon Trust Company, N.A.

Statement Period 03/01/2024 Through 03/31/2024
Account 00232530 Base Currency = USD
MASON COUNTY TREASURER

Statement of Transactions by Transaction Date - Continued

Transaction Date	Transaction Description	Income	Principal	Cost	Realized Gains/Losses
Short Term:	50.00 *	Long Term:	23,061.00 *		

* The above gain and loss position does not include transactions where tax cost information is incomplete or unavailable.

Cash and securities set forth on this Account Statement are held by The Bank of New York Mellon, an affiliate of The Bank of New York Mellon Trust Company, N.A. In addition, The Bank of New York Mellon Trust Company, N.A. may utilize subsidiaries and affiliates to provide services and certain products to the Account. Subsidiaries and affiliates may be compensated for their services and products.

The value of securities set forth on this Account Statement are obtained by The Bank of New York Mellon Trust Company, N.A., from its affiliate, The Bank of New York Mellon which determines such values for Corporate Trust on the basis of market prices and information obtained by The Bank of New York Mellon from unaffiliated third parties (including independent pricing vendors) ("third party pricing services"). The Bank of New York Mellon has not verified such market values or information and makes no assurances as to the accuracy or correctness of such market values or information or that the market values set forth on this Account Statement reflect the value of the securities that can be realized upon the sale of such securities. In addition, the market values for the securities set forth in this Account Statement may differ from the market prices and information for the same securities used by other business units of The Bank of New York Mellon Trust Company, N.A., The Bank of New York Mellon or their respective subsidiaries or affiliates based upon market prices and information received from other third party pricing services utilized by such other business units. Corporate Trust does not compare its market values with those used by, or reconcile different market values used by, other business units of The Bank of New York Mellon Trust Company, N.A., The Bank of New York Mellon or their respective subsidiaries or affiliates. Neither The Bank of New York Mellon Trust Company, N.A. nor The Bank of New York Mellon shall be liable for any loss, damage or expense incurred as a result of or arising from or related to the market values or information provided by third party pricing services or the differences in market prices or information provided by other third party pricing services.

20

4:05 PM

04/09/24

Accrual Basis

Mason County Treasurer's Office
Account QuickReport
 As of March 31, 2024

Type	Date	Num	Name	Memo	Split	Amount	Balance
STATE POOL INVESTMENT LEDGER							13,371,016.51
800000030 - TDC - AGENCY BONDS							13,371,016.51
General Journal	03/22/2024	WIRE	INVESTMENT ACQ...	FHLB CUSIP ...	Inv Purchased	248,404.48	13,619,420.99
General Journal	03/29/2024	WIRE	INVESTMENT LIQUI...	FFCB CUSIP ...	Inv Matured	-250,000.00	13,369,420.99
Total 800000030 - TDC - AGENCY BONDS						-1,595.52	13,369,420.99
Total STATE POOL INVESTMENT LEDGER						-1,595.52	13,369,420.99
TOTAL						-1,595.52	13,369,420.99

21

Investment Statement Balance Sheet

Date: 3/31/2024

Local Government Investment

Pool (LGIP) Statement	Treasurer's Cash Sheet	
Investments	LGIP Investments	Difference
\$ 232,855,440.20	\$ 231,783,880.29	\$ (1,071,559.91)

Difference:

March Investment Interest Earned

Balanced by: HB

Local Government Investment Pool
Statement of Account for No: 10230
Primary Account
March 2024

LISA FRAZIER
MASON COUNTY
PO BOX 429
SHELTON, WA 98584-8584

36,131,986.18
+195,651,894.11
=231,783,880.29

Date	Description	Comment	Deposits	Withdrawals	Balance
03/01/2024	Beginning Balance				231,344,349.71
03/05/2024	Deposit		9,499,925.38		240,844,275.09
03/07/2024	Withdrawal			5,884,000.00	234,960,275.09
03/08/2024	Deposit		1,000,000.00		235,960,275.09
03/12/2024	Deposit		650,000.00		236,610,275.09
03/19/2024	Withdrawal			3,000,000.00	233,610,275.09
03/21/2024	Withdrawal			2,395,750.00	231,214,525.09
03/22/2024	Withdrawal			1,400,000.00	229,814,525.09
03/26/2024	Withdrawal			3,500,000.00	226,314,525.09
03/29/2024	Deposit		5,469,355.20		231,783,880.29
03/31/2024	Month End Balance				231,783,880.29
	March Earnings	Daily Factor Earnings	1,071,559.91		
	Net Ending Balance				232,855,440.20

Account Summary

Beginning Balance:	231,344,349.71	Gross Earnings:	1,072,773.71
Deposits:	16,619,280.58	Administrative Fee:	1,213.80
Withdrawals:	16,179,750.00	Net Earnings:	1,071,559.91
Month End Balance:	231,783,880.29		
Administrative Fee Rate:	0.0061 %	Net Ending Balance:	232,855,440.20
Gross Earnings Rate:	5.4127 %		
Net Earnings Rate:	5.4066 %	Average Daily Balance:	233,358,956.19

WASHINGTON STATE LOCAL GOVERNMENT INVESTMENT POOL

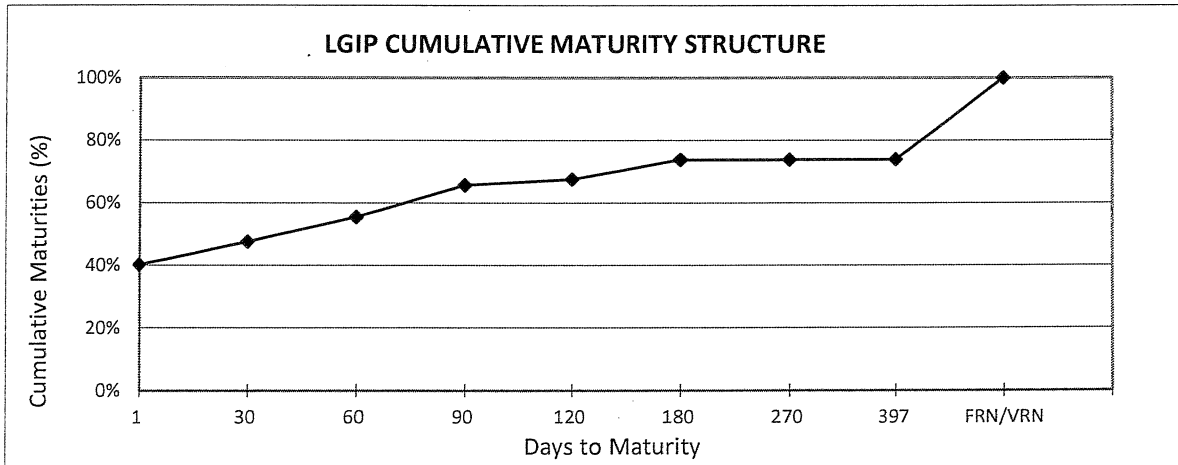
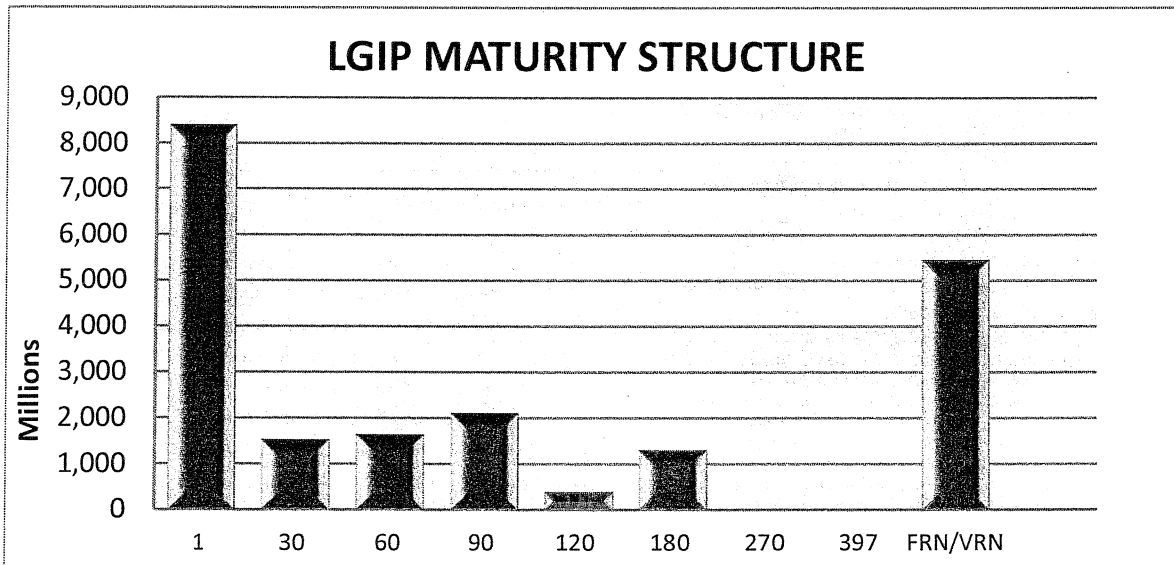
March 29, 2024

<u>DAYS TO MATURITY</u>	<u>\$ MATURING (PAR VALUE)*</u>	<u>% MATURING</u>	<u>CUMULATIVE % MATURING</u>
1	8,393.53	40.2%	40.2%
2-30	1,545.79	7.4%	47.5%
31-60	1,650.00	7.9%	55.4%
61-90	2,115.00	10.1%	65.6%
91-120	402.00	1.9%	67.5%
121-180	1,315.00	6.3%	73.8%
181-270	0.00	0.0%	73.8%
271-397	25.00	0.1%	73.9%
FRN/VRN	5,458.22	26.1%	100.0%

PORTFOLIO TOTAL:

20,904.54

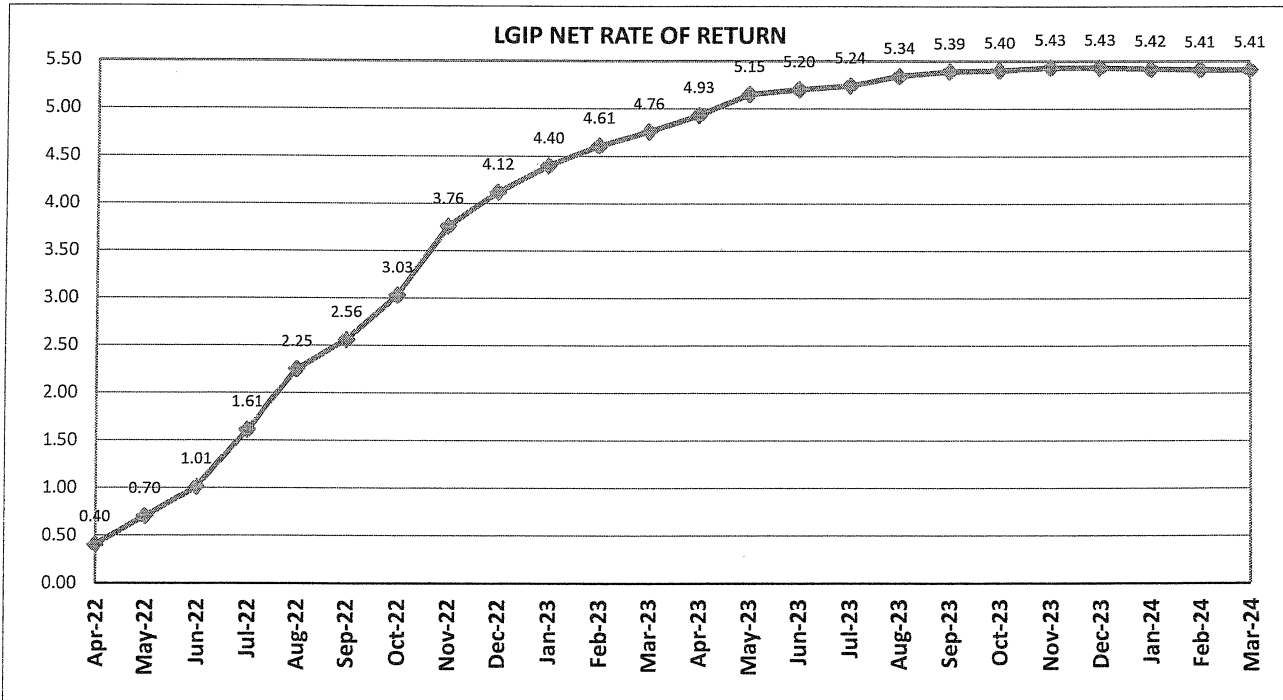
* Amounts in millions of dollars



**WASHINGTON STATE
LOCAL GOVERNMENT INVESTMENT POOL
March 29, 2024**

Investment Type	Average Balance	Mar-24	Average Balance	2024
	<u>Mar-24</u>	<u>Percentage</u>	<u>CY 2024</u>	<u>Percentage</u>
Agency Bullets	0.00	0.00%	0.00	0.00%
Agency Discount Notes	39,616,290.68	0.18%	26,761,363.88	0.12%
Agency Floating Rate Notes	4,698,807,554.74	21.27%	4,456,545,380.00	19.19%
Agency Variable Rate Notes	0.00	0.00%	0.00	0.00%
Certificates of Deposit	132,000,000.00	0.60%	133,845,505.62	0.58%
IB Bank Deposit	4,330,147,940.95	19.60%	4,157,276,437.17	17.90%
Repurchase Agreements	4,390,344,827.58	19.87%	5,984,999,999.98	25.77%
SOFR Floating Rate Notes	0.00	0.00%	0.00	0.00%
Supras - Bullets	0.00	0.00%	0.00	0.00%
Supras - Discount Notes	296,626,999.53	1.34%	626,281,193.51	2.70%
Supras- Floating Rate Notes	0.00	0.00%	0.00	0.00%
Supras - Variables	0.00	0.00%	0.00	0.00%
Term Repurchase Agreements	841,379,310.34	3.81%	562,921,348.31	2.42%
U.S. Treasury Securities	6,137,935,811.94	27.78%	6,048,572,281.73	26.04%
US Treasury Floating Rate Notes	1,229,207,622.81	5.56%	1,229,208,752.98	5.29%
Total Avg Daily Balance	22,096,066,358.57	100.00%	23,226,412,263.18	100.00%

Avg Days to Maturity 24 days



Rates are calculated on a 365-day basis

**Mason County, WA
Investment Activity LGIP Effective Date From: 3/1/2024 to 3/31/2024**

Fund Code	Account Name	Account Description	Beginning Balance	Investments Acquired	Investments Liquidated	Ending Balance
103-000000-000-000	RURAL SALES & USE TAX FUND	CASH IN INVESTMENTS	2,058,060.00	120,000.00	0.00	2,178,060.00
104-000000-000-000	AUDITOR'S O&M FUND	CASH IN INVESTMENTS	400,000.00	0.00	0.00	400,000.00
105-000000-000-000	COUNTY ROAD	CASH IN INVESTMENTS	11,593,725.00	600,000.00	0.00	12,193,725.00
106-000000-000-000	PATHS & TRAILS RESERVE	CASH IN INVESTMENTS	165,000.00	0.00	0.00	165,000.00
109-000000-000-000	ELECTION EQUIPMENT HOLDING FND	CASH IN INVESTMENTS	115,679.53	0.00	0.00	115,679.53
117-000000-000-000	COMMUNITY SUPPORT SERVICES	CASH IN INVESTMENTS	1,615,000.00	0.00	250,000.00	1,365,000.00
118-000000-000-000	ABATEMENT/REPAIR/DEMOLITION	CASH IN INVESTMENTS	293,542.00	2,200.00	0.00	295,742.00
120-000000-000-000	REET ELECTRONIC TECHNOLOGY	CASH IN INVESTMENTS	73,290.00	1,400.00	0.00	74,690.00
150-000000-000-000	PUBLIC HEALTH FUND	CASH IN INVESTMENTS	2,141,000.00	1,000,000.00	0.00	3,141,000.00
155-000000-000-000	MASON COUNTY	CASH IN INVESTMENTS	4,045,000.00	0.00	0.00	4,045,000.00
163-000000-000-000	LODGING TAX (HOTEL/MOTEL)	CASH IN INVESTMENTS	1,621,000.00	0.00	0.00	1,621,000.00
164-000000-000-000	MENTAL HEALTH	CASH IN INVESTMENTS	2,340,161.00	50,000.00	0.00	2,390,161.00
180-000000-000-000	TREASURER'S M&O FUND	CASH IN INVESTMENTS	144,610.54	60,000.00	0.00	204,610.54
190-000000-000-000	VETERAN'S ASSISTANCE FUND	CASH IN INVESTMENTS	233,534.00	4,000.00	8,700.00	228,834.00
194-000000-000-000	MASON LAKE AQUATIC WEEDS MGMT	CASH IN INVESTMENTS	97,461.00	3,000.00	0.00	100,461.00
195-000000-000-000	MASON COUNTY	CASH IN INVESTMENTS	7,221.00	1,000.00	0.00	8,221.00
199-000000-000-000	ISLAND LAKE MGMT DISTRICT #1	CASH IN INVESTMENTS	13,367.00	0.00	0.00	13,367.00
205-000000-000-000	PUBLIC WKS FACILITY BOND '07	CASH IN INVESTMENTS	1,013,908.00	3,000.00	0.00	1,016,908.00
215-000000-000-000	MASON CTY LTGO 2013 BOND	CASH IN INVESTMENTS - POOL	180,464.00	1,400.00	0.00	181,864.00
250-000000-000-000	MC 2008 LTGO BOND FUND	CASH IN INVESTMENTS	264,018.00	1,100.00	0.00	265,118.00
350-000000-000-000	REET 1 CAPITAL IMPROVEMENTS	CASH IN INVESTMENTS	1,772,990.00	18,000.00	0.00	1,790,990.00
351-000000-000-000	REET 2 CAPITAL IMPROVEMENTS	CASH IN INVESTMENTS	5,224,658.00	140,000.00	0.00	5,364,658.00
402-000000-000-000	MASON COUNTY LANDFILL	CASH IN INVESTMENTS	3,199,000.00	500,000.00	0.00	3,699,000.00
403-000000-000-000	N.BAY/CASE INLET UTILITY	CASH IN INVESTMENTS	2,751,839.00	130,000.00	0.00	2,881,839.00
412-000000-000-000	BEARDS COVE WATER	CASH IN INVESTMENTS	595,000.00	0.00	0.00	595,000.00
413-000000-000-000	BELFAIR WW & WATER RECLAMATION	CASH IN INVESTMENTS	5,645,890.98	213,000.00	0.00	5,858,890.98
428-000000-000-000	CUM RESERVE LANDFILL	CASH IN INVESTMENTS	448,403.90	1,900.00	1,750.00	448,553.90
501-000000-000-000	EQUIPMENT RENTAL & REVOLVING	CASH IN INVESTMENTS	5,132,000.00	0.00	0.00	5,132,000.00
662-001010-000-000	CEMETERY DISTRICT #1	CASH IN INVESTMENTS	92,000.00	0.00	0.00	92,000.00
665-003010-000-000	FIRE DISTRICT #3 EXPENSE FUND	CASH IN INVESTMENTS	42,291.48	0.00	0.00	42,291.48
665-003020-000-000	FIRE DISTRICT #3 RESERVE FUND	CASH IN INVESTMENTS	147,850.54	0.00	0.00	147,850.54
665-003040-000-000	FIRE DISTRICT #3 EMS FUND	CASH IN INVESTMENTS	253,439.91	0.00	0.00	253,439.91
665-004020-000-000	FIRE DISTRICT #4 RESERVE FUND	CASH IN INVESTMENTS	461.92	0.00	0.00	461.92
665-006020-000-000	FIRE DISTRICT #6 RESERVE FUND	CASH IN INVESTMENTS	125,419.63	0.00	0.00	125,419.63
665-010010-000-000	FIRE DISTRICT #10 EXPENSE	CASH IN INVESTMENTS - POOL	2,773,115.85	0.00	194,272.31	2,578,843.54
665-010030-000-000	FIRE DISTRICT #10 CONSTR FUND	CASH IN INVESTMENTS	22,176.30	0.00	0.00	22,176.30
665-012010-000-000	FIRE DISTRICT #12 EXPENSE FUND	CASH IN INVESTMENTS	3,000.00	0.00	0.00	3,000.00
665-012020-000-000	FIRE DISTRICT #12 RESERVE FUND	CASH IN INVESTMENTS	18,726.64	0.00	0.00	18,726.64
665-012040-000-000	FIRE DISTRICT #12 EMS FUND	CASH IN INVESTMENTS	9,765.38	0.00	0.00	9,765.38

26

Mason County, WA

Investment Activity LGIP Effective Date From: 3/1/2024 to 3/31/2024

665-012060-000-000	FIRE DISTRICT #12 BOND FUND	3,301.67	0.00	3,301.67
665-013020-000-000	FIRE DISTRICT #13 RESERVE FUND	2,131.03	0.00	2,131.03
665-016010-000-000	FIRE DISTRICT #16 EXPENSE FUND	5,248.67	0.00	5,248.67
665-016020-000-000	FIRE DISTRICT #16 RESERVE FUND	50,942.08	0.00	50,942.08
665-016040-000-000	FIRE DISTRICT #16 EMS FUND	700.00	0.00	700.00
665-017010-000-000	FIRE DISTRICT #17 EXPENSE FUND	30,531.68	0.00	30,531.68
665-017040-000-000	FIRE DISTRICT #17 EMS FUND	86,665.44	0.00	86,665.44
665-018010-000-000	FIRE DISTRICT #18 EXPENSE FUND	144,511.04	0.00	144,511.04
665-018020-000-000	FIRE DISTRICT #18 RESERVE FUND	137,916.00	0.00	137,916.00
665-018040-000-000	FIRE DISTRICT #18 EMS FUND	116,362.33	0.00	116,362.33
665-018060-000-000	FIRE DISTRICT #18 BOND FUND	23.43	0.00	23.43
668-010010-000-000	MASON COUNTY TRANSIT	17,750,000.00	0.00	17,750,000.00
670-005010-000-000	PORT OF ALLYN INDUSTRIAL DEV	21,123.36	0.00	21,123.36
670-006010-000-000	PORT OF ALLYN WATER SYSTEM	37.00	0.00	37.00
670-010010-000-000	PORT OF DEWATTO	200,000.00	0.00	200,000.00
670-020010-000-000	PORT OF GRAPEVIEW	70,836.62	0.00	70,836.62
670-020030-000-000	PORT OF GRAPEVIEW CAPL. CONST.	7,832.30	0.00	7,832.30
670-030010-000-000	PORT OF HOODSPORT	343,836.50	0.00	343,836.50
675-001015-000-000	PHD #1 ADMINISTRATIVE FUND	91,614,520.77	523,604.54	89,138,125.31
675-001020-000-000	PUB.HOSP.#1 EMPLOYEES MED BEN	66,845.67	290.75	67,136.42
675-001035-000-000	MGH FUNDED DEPRECIATION	5,621,018.10	25,677.38	5,646,695.48
675-002015-000-000	HOSPITAL #2	580,000.00	0.00	580,000.00
685-042010-000-000	SCHOOL DISTRICT #42 GENERAL	394,819.29	0.00	394,819.29
685-042030-000-000	SCHOOL DIST. #42 CAP. PROJECT	524.67	0.00	524.67
685-042060-000-000	SCHOOL DIST. #42 DEBT. SERVICE	74,166.60	0.00	74,166.60
685-042080-000-000	SCHOOL DISTRICT #42 ASB	1,683.69	0.00	1,683.69
685-042090-000-000	SCHOOL DISTRICT #42 TRANS VEHI	100,216.95	0.00	100,216.95
685-054010-000-000	SCHOOL DISTRICT #54 GENERAL	382,608.07	40,000.00	422,608.07
685-054030-000-000	SCHOOL DIST. #54 CAP. PROJECT	122,165.01	0.00	122,165.01
685-054060-000-000	SCHOOL DISTRICT #54 DEBIT SERV	167,499.00	50,000.00	217,499.00
685-054080-000-000	SCHOOL DISTRICT #54 ASB FUND	12,894.72	0.00	12,894.72
685-054090-000-000	SCHOOL DISTRICT #54 TRANS VEHI	146,603.80	0.00	146,603.80
685-309030-000-000	SCHOOL DIST. #309 CAP PROJECT	87,234.64	181.93	87,416.57
685-309050-000-000	SD. #309 TRUST & AGENCY FUND	247,170.93	181.75	247,352.68
685-309060-000-000	SCHOOL DIST. #309 DEBT SERVICE	926,829.50	287,769.03	1,214,598.53
685-309080-000-000	SCHOOL DISTRICT #309 ASB FUND	333,868.38	0.00	333,868.38
685-309090-000-000	SCHOOL DIST. #309 TRANS VEHI	55,516.89	6,087.63	61,604.52
685-311010-000-000	SCHOOL DISTRICT #311 GENERAL	7,693,527.52	159,566.14	7,852,248.10
685-311030-000-000	SCHOOL DIST. #311 CAP. PROJECT	1,916,896.33	0.00	1,916,896.33
685-311060-000-000	SCHOOL DISTRICT #311 DEBIT SER	684.76	2.89	687.65
685-311080-000-000	SCHOOL DISTRICT #311 ASB FUND	39,720.90	0.00	38,094.78
			1,626.12	

27

Mason County, WA

Investment Activity LGIP Effective Date From: 3/1/2024 to 3/31/2024

685-311090-000-000	SCHOOL DIST. #311 TRANS VEHI	55,177.20	239.51	0.00	55,416.71
685-402010-000-000	SCHOOL DISTRICT #402 GENERAL	688,411.17	125,000.00	140,000.00	673,411.17
685-402030-000-000	SCHOOL DIST. #402 CAP. PROJECT	92,500.00	23,000.00	0.00	115,500.00
685-402060-000-000	SCHOOL DIST.#402 DEBT. SERVICE	456,500.00	73,000.00	0.00	529,500.00
685-402080-000-000	SCHOOL DISTRICT #402 ASB FUND	44,341.33	0.00	0.00	44,341.33
685-402090-000-000	SCHOOL DIST. #402 TRANS VEHI	334,117.51	1,000.00	0.00	335,117.51
685-403010-000-000	SCHOOL DISTRICT #403 GENERAL	2,295,308.68	172,448.03	284,241.30	2,183,515.41
685-403030-000-000	SCHOOL DIST. #403 CAP. PROJECT	124,147.33	675.35	0.00	124,822.68
685-403060-000-000	SCHOOL DIST.#403 DEBT. SERVICE	673,367.06	197,728.07	0.00	871,095.13
685-403080-000-000	SCHOOL DISTRICT #403 ASB FUND	423,779.21	7,758.53	11,032.07	420,505.67
685-403090-000-000	SCHOOL DISTRICT#403 TRANS VEHI	337,978.63	1,498.11	0.00	339,476.74
685-404010-000-000	SCHOOL DISTRICT #404 GENERAL	848,986.11	0.00	75,000.00	773,986.11
685-404030-000-000	SCHOOL DIST.#404 CAP. PROJECT	1,210,665.00	0.00	8,000.00	1,202,665.00
685-404050-000-000	SCHOOL DIST#404 TRUST & AGENCY	65,412.16	1,200.00	0.00	66,612.16
685-404060-000-000	SCHOOL DIST#404 DEBT. SERVICE	23,162.39	700.00	0.00	23,862.39
685-404080-000-000	SCHOOL DIST#404 ASB FUND	26,758.76	200.00	0.00	26,958.76
685-404090-000-000	DIST 404 TRANS VEHICLE FUND	839.79	156,000.00	0.00	156,839.79
690-001010-000-000	BELFAIR WATER DIST#1 M&O	711.57	0.00	0.00	711.57
690-001045-000-000	BELFAIR WATER DIST. #1 IMPROVM	1,048.51	0.00	0.00	1,048.51
690-002010-000-000	TRAILS END WATER DIST.#2 GENER	27,481.80	0.00	0.00	27,481.80
690-002020-000-000	TEW DIST#2 RESERVE MAINTENANCE	26,983.79	0.00	0.00	26,983.79
690-002065-000-000	TEW DIST. #2 WATER REVENUE	118,781.64	0.00	0.00	118,781.64
690-002130-000-000	TEW DIST. #2 ASSESSMENT REVE.	8,533.18	0.00	0.00	8,533.18
690-003020-000-000	MLWD#3 CAPITAL IMPROV. RESERVE	147,734.80	0.00	0.00	147,734.80
690-005010-000-000	HARSTENE POINTE WTR-SWR DIST.	120,000.00	0.00	0.00	120,000.00
690-005020-000-000	HARSTENE POINTE WTR-SWR RESRV	431,741.05	1,962.10	0.00	433,703.15
690-005030-000-000	HARSTENE POINTE WTR-SWR ECOLOG	43,235.66	188.00	0.00	43,423.66
690-005050-000-000	FIRE DISTRICT 5 LTGO 2013	34,314.85	6,436.82	0.00	40,751.67
690-005070-000-000	HARTSTENE PTE WTR REV. BOND'12	45,117.39	196.18	0.00	45,313.57
800-000000-000-010	TREASURER DAILY CASH - ST POOL	35,399,257.85	16,930,489.71	16,197,761.38	36,131,986.18
Grand Total		230,339,460.36	21,643,082.45	20,188,662.62	231,783,860.29

28

Mason County Treasurer's Office Account QuickReport As of March 29, 2024

Type	Date	Num	Name	Memo	Split	Amount	Balance
STATE POOL INVESTMENT LEDGER							247,586,573.64
150 - PUBLIC HEALTH							
General Journal	01/10/2024	WIRE	INVESTMENT LIQUI...		Inv Withdrawl	-500,000.00	2,546,000.00
General Journal	02/13/2024	WIRE	INVESTMENT ACQ...		Inv Deposit	95,000.00	2,046,000.00
General Journal	03/12/2024	WIRE	INVESTMENT ACQ...		Inv Deposit	1,000,000.00	3,141,000.00
Total 150 - PUBLIC HEALTH						595,000.00	3,141,000.00
117 - COMMUNITY SUPPORT SERVICE							
General Journal	02/13/2024	WIRE	INVESTMENT ACQ...		Inv Deposit	94,000.00	1,521,000.00
General Journal	03/12/2024	WIRE	INVESTMENT LIQUI...		Inv Withdrawl	-250,000.00	1,615,000.00
Total 117 - COMMUNITY SUPPORT SERVICE						-156,000.00	1,365,000.00
205-PW FACILITY BOND							
General Journal	02/13/2024	WIRE	INVESTMENT ACQ...		Inv Deposit	994,000.00	19,908.00
General Journal	03/12/2024	WIRE	INVESTMENT ACQ...		Inv Deposit	3,000.00	1,013,908.00
Total 205-PW FACILITY BOND						997,000.00	1,016,908.00
155-AMERICAN RESCUE PLAN ACT							
General Journal	01/10/2024	WIRE	INVESTMENT LIQUI...		Inv Withdrawl	-450,000.00	4,769,000.00
General Journal	02/13/2024	WIRE	INVESTMENT LIQUI...		Inv Withdrawl	-274,000.00	4,319,000.00
Total 155-AMERICAN RESCUE PLAN ACT						-724,000.00	4,045,000.00
665018060 - FIRE DIST #18 BOND							
Total 665018060 - FIRE DIST #18 BOND							23.43
195 - SPENCER LAKE MANAGEMENT							
General Journal	03/12/2024	WIRE	INVESTMENT ACQ...		Inv Deposit	1,000.00	7,221.00
Total 195 - SPENCER LAKE MANAGEMENT						1,000.00	8,221.00
675002015-HOSPITAL #2							
Total 675002015-HOSPITAL #2							580,000.00
685311060-SD#311 DEBT SERVICE							
General Journal	01/31/2024	WIRE	INVESTMENT ACQ...		Inv Deposit	2.77	659.11
General Journal	02/29/2024	WIRE	INVESTMENT ACQ...		Inv Deposit	2.88	661.88
General Journal	03/29/2024	WIRE	INVESTMENT ACQ...		Inv Deposit	2.89	664.76
Total 685311060-SD#311 DEBT SERVICE						8.54	667.65
103 - RURAL CO SALES & USE TAX							
General Journal	01/10/2024	WIRE	INVESTMENT ACQ...		Inv Deposit	102,000.00	2,314,060.00
General Journal	01/31/2024	WIRE	INVESTMENT LIQUI...		Inv Withdrawl	-450,000.00	2,416,060.00
General Journal	02/13/2024	WIRE	INVESTMENT ACQ...		Inv Deposit	92,000.00	1,966,060.00
General Journal	03/12/2024	WIRE	INVESTMENT ACQ...		Inv Deposit	120,000.00	2,058,060.00
Total 103 - RURAL CO SALES & USE TAX						-136,000.00	2,178,060.00
104 - AUDITOR'S O & M							
Total 104 - AUDITOR'S O & M							400,000.00
105 - COUNTY ROAD							
General Journal	01/10/2024	WIRE	INVESTMENT LIQUI...		Inv Withdrawl	-425,000.00	11,889,000.00
General Journal	01/26/2024	WIRE	INVESTMENT LIQUI...		Inv Withdrawl	-994,275.00	10,894,725.00
General Journal	02/13/2024	WIRE	INVESTMENT ACQ...		Inv Deposit	699,000.00	11,593,725.00
General Journal	03/12/2024	WIRE	INVESTMENT ACQ...		Inv Deposit	600,000.00	12,193,725.00
Total 105 - COUNTY ROAD						-120,275.00	12,193,725.00
106 - PATHS & TRAILS RESERVE							
Total 106 - PATHS & TRAILS RESERVE							165,000.00
109 - ELECTION EQUIP HOLDING							
General Journal	02/08/2024	WIRE	INVESTMENT LIQUI...		Inv Withdrawl	-14,000.00	129,679.53
Total 109 - ELECTION EQUIP HOLDING						-14,000.00	115,679.53
118 - ABATEMENT REPAIR & DEMO							
General Journal	01/10/2024	WIRE	INVESTMENT ACQ...		Inv Deposit	1,300.00	292,242.00
General Journal	03/12/2024	WIRE	INVESTMENT ACQ...		Inv Deposit	2,200.00	293,542.00
Total 118 - ABATEMENT REPAIR & DEMO						3,500.00	295,742.00
120 - REET & PROPERTY TAX ADMIN							
General Journal	01/10/2024	WIRE	INVESTMENT ACQ...		Inv Deposit	1,600.00	97,021.00
General Journal	01/18/2024	WIRE	INVESTMENT LIQUI...		Inv Withdrawl	-15,000.00	98,621.00
General Journal	01/19/2024	WIRE	INVESTMENT LIQUI...		Inv Withdrawl	-11,000.00	83,621.00
General Journal	02/13/2024	WIRE	INVESTMENT ACQ...		Inv Deposit	1,600.00	72,621.00
Total 120 - REET & PROPERTY TAX ADMIN						1,600.00	74,221.00

29

Mason County Treasurer's Office Account QuickReport As of March 29, 2024

Type	Date	Num	Name	Memo	Split	Amount	Balance
General Journal	02/15/2024	WIRE	INVESTMENT LIQUI...		Inv Withdrawl	-931.00	73,290.00
General Journal	03/12/2024	WIRE	INVESTMENT ACQ...		Inv Deposit	1,400.00	74,690.00
Total 120 - REET & PROPERTY TAX ADMIN						-22,331.00	74,690.00
163 - LODGING HOTEL/MOTEL TAX							1,665,000.00
General Journal	01/10/2024	WIRE	INVESTMENT LIQUI...		Inv Withdrawl	-100,000.00	1,565,000.00
General Journal	02/13/2024	WIRE	INVESTMENT ACQ...		Inv Deposit	56,000.00	1,621,000.00
Total 163 - LODGING HOTEL/MOTEL TAX						-44,000.00	1,621,000.00
164 - MENTAL HEALTH							2,389,261.00
General Journal	01/10/2024	WIRE	INVESTMENT LIQUI...		Inv Withdrawl	-20,000.00	2,369,261.00
General Journal	01/31/2024	WIRE	INVESTMENT LIQUI...		Inv Withdrawl	-5,100.00	2,364,161.00
General Journal	02/13/2024	WIRE	INVESTMENT LIQUI...		Inv Withdrawl	-24,000.00	2,340,161.00
General Journal	03/12/2024	WIRE	INVESTMENT ACQ...		Inv Deposit	50,000.00	2,390,161.00
Total 164 - MENTAL HEALTH						900.00	2,390,161.00
180 - TREASURER'S M&O							121,715.54
General Journal	01/08/2024	WIRE	INVESTMENT LIQUI...		Inv Withdrawl	-105.00	121,610.54
General Journal	01/10/2024	WIRE	INVESTMENT LIQUI...		Inv Withdrawl	-5,000.00	116,610.54
General Journal	02/13/2024	WIRE	INVESTMENT ACQ...		Inv Deposit	28,000.00	144,610.54
General Journal	03/12/2024	WIRE	INVESTMENT ACQ...		Inv Deposit	60,000.00	204,610.54
Total 180 - TREASURER'S M&O						82,895.00	204,610.54
190 - VETERANS ASSISTANCE FUND							250,370.00
General Journal	01/10/2024	WIRE	INVESTMENT ACQ...		Inv Deposit	700.00	251,070.00
General Journal	01/25/2024	WIRE	INVESTMENT LIQUI...		Inv Withdrawl	-662.00	250,408.00
General Journal	01/31/2024	WIRE	INVESTMENT LIQUI...		Inv Withdrawl	-12,000.00	238,408.00
General Journal	02/13/2024	WIRE	INVESTMENT ACQ...		Inv Deposit	900.00	239,308.00
General Journal	02/15/2024	WIRE	INVESTMENT LIQUI...		Inv Withdrawl	-1,174.00	238,134.00
General Journal	02/28/2024	WIRE	INVESTMENT LIQUI...		Inv Withdrawl	-4,600.00	233,534.00
General Journal	03/12/2024	WIRE	INVESTMENT ACQ...		Inv Deposit	4,000.00	237,534.00
General Journal	03/29/2024	WIRE	INVESTMENT LIQUI...		Inv Withdrawl	-8,700.00	228,834.00
Total 190 - VETERANS ASSISTANCE FUND						-21,536.00	228,834.00
194 - MASON LAKE LMD#2							96,961.00
General Journal	02/13/2024	WIRE	INVESTMENT ACQ...		Inv Deposit	500.00	97,461.00
General Journal	03/12/2024	WIRE	INVESTMENT ACQ...		Inv Called	3,000.00	100,461.00
Total 194 - MASON LAKE LMD#2						3,500.00	100,461.00
199 - ISLAND LAKE LMD#1							12,951.00
General Journal	02/13/2024	WIRE	INVESTMENT ACQ...		Inv Deposit	500.00	13,451.00
General Journal	02/15/2024	WIRE	INVESTMENT LIQUI...		Inv Withdrawl	-84.00	13,367.00
Total 199 - ISLAND LAKE LMD#1						416.00	13,367.00
215 - MC LTGO BONDS 2013 A/B							84,464.00
General Journal	02/13/2024	WIRE	INVESTMENT ACQ...		Inv Deposit	96,000.00	180,464.00
General Journal	03/12/2024	WIRE	INVESTMENT ACQ...		Inv Deposit	1,400.00	181,864.00
Total 215 - MC LTGO BONDS 2013 A/B						97,400.00	181,864.00
250 - MASON CO LTGO BOND 2008							29,018.00
General Journal	02/13/2024	WIRE	INVESTMENT ACQ...		Inv Deposit	235,000.00	264,018.00
General Journal	03/12/2024	WIRE	INVESTMENT ACQ...		Inv Deposit	1,100.00	265,118.00
Total 250 - MASON CO LTGO BOND 2008						236,100.00	265,118.00
350 - CAP IMPROVEMENTS REET 1							2,201,156.00
General Journal	01/26/2024	WIRE	INVESTMENT LIQUI...		Inv Withdrawl	-265,166.00	1,935,990.00
General Journal	02/13/2024	WIRE	INVESTMENT ACQ...		Inv Deposit	11,000.00	1,946,990.00
General Journal	02/22/2024	WIRE	INVESTMENT LIQUI...		Inv Withdrawl	-174,000.00	1,772,990.00
General Journal	03/12/2024	WIRE	INVESTMENT ACQ...		Inv Deposit	18,000.00	1,790,990.00
Total 350 - CAP IMPROVEMENTS REET 1						-410,166.00	1,790,990.00
351 - CAP IMPROVEMENTS REET 2							5,898,658.00
General Journal	01/10/2024	WIRE	INVESTMENT ACQ...		Inv Deposit	100,000.00	5,998,658.00
General Journal	01/31/2024	WIRE	INVESTMENT LIQUI...		Inv Withdrawl	-862,000.00	5,136,658.00
General Journal	02/13/2024	WIRE	INVESTMENT ACQ...		Inv Deposit	88,000.00	5,224,658.00
General Journal	03/12/2024	WIRE	INVESTMENT ACQ...		Inv Deposit	140,000.00	5,364,658.00
Total 351 - CAP IMPROVEMENTS REET 2						-534,000.00	5,364,658.00
402 - MASON COUNTY LANDFILL							3,113,000.00
General Journal	01/10/2024	WIRE	INVESTMENT LIQUI...		Inv Withdrawl	-9,000.00	3,104,000.00
General Journal	02/13/2024	WIRE	INVESTMENT ACQ...		Inv Deposit	95,000.00	3,199,000.00

Mason County Treasurer's Office
Account QuickReport
 As of March 29, 2024

Type	Date	Num	Name	Memo	Split	Amount	Balance
General Journal	03/12/2024	WIRE	INVESTMENT ACQ...		Inv Deposit	500,000.00	3,699,000.00
Total 402 - MASON COUNTY LANDFILL						586,000.00	3,699,000.00
403 - WASTEWATER N BAY/CASE INL							
General Journal	02/13/2024	WIRE	INVESTMENT ACQ...		Inv Deposit	100,000.00	2,751,839.00
General Journal	03/12/2024	WIRE	INVESTMENT ACQ...		Inv Deposit	130,000.00	2,881,839.00
Total 403 - WASTEWATER N BAY/CASE INL						230,000.00	2,881,839.00
412 - BEARDS COVE WATER							
Total 412 - BEARDS COVE WATER							595,000.00
413 - BELFAIR WW & WTR RECLAMTN							
General Journal	01/10/2024	WIRE	INVESTMENT LIQUI...		Inv Withdrawl	-240,000.00	3,145,890.98
General Journal	02/13/2024	WIRE	INVESTMENT ACQ...		Inv Deposit	2,500,000.00	5,645,890.98
General Journal	03/12/2024	WIRE	INVESTMENT ACQ...		Inv Deposit	213,000.00	5,858,890.98
Total 413 - BELFAIR WW & WTR RECLAMTN						2,473,000.00	5,858,890.98
428 - CUM RESERVE LANDFILL							
General Journal	01/10/2024	WIRE	INVESTMENT ACQ...		Inv Deposit	2,000.00	448,203.90
General Journal	02/13/2024	WIRE	INVESTMENT ACQ...		Inv Deposit	100.00	450,303.90
General Journal	02/22/2024	WIRE	INVESTMENT LIQUI...		Inv Withdrawl	-1,900.00	448,403.90
General Journal	03/12/2024	WIRE	INVESTMENT ACQ...		Inv Deposit	1,900.00	450,303.90
General Journal	03/21/2024	WIRE	INVESTMENT LIQUI...		Inv Withdrawl	-1,750.00	448,553.90
Total 428 - CUM RESERVE LANDFILL						350.00	448,553.90
501 - EQUIP RENTAL & REVOLVING							
General Journal	02/13/2024	WIRE	INVESTMENT ACQ...		Inv Deposit	20,000.00	5,112,000.00
Total 501 - EQUIP RENTAL & REVOLVING						20,000.00	5,132,000.00
662 - CEMETERY DIST #1							
Total 662 - CEMETERY DIST #1							92,000.00
665003010 - FIRE DIST #3 EXP							
Total 665003010 - FIRE DIST #3 EXP							42,291.48
665003020 - FIRE DIST #3 RESV							
Total 665003020 - FIRE DIST #3 RESV							147,850.54
665003040 - FIRE DIST #3 EMS							
Total 665003040 - FIRE DIST #3 EMS							253,439.91
665004020 - FIRE DIST #4 RESV							
Total 665004020 - FIRE DIST #4 RESV							461.92
665006020 - FIRE DIST #6 RESV							
Total 665006020 - FIRE DIST #6 RESV							125,419.63
665010010 - FIRE DIST #10 EXP							
General Journal	01/08/2024	WIRE	INVESTMENT LIQUI...		Inv Withdrawl	-166,351.01	3,301,536.99
General Journal	01/16/2024	WIRE	INVESTMENT LIQUI...		Inv Withdrawl	-50,557.36	3,135,185.98
General Journal	02/13/2024	WIRE	INVESTMENT LIQUI...		Inv Withdrawl	-303,076.18	3,084,628.62
General Journal	02/20/2024	WIRE	INVESTMENT LIQUI...		Inv Withdrawl	-8,436.59	2,781,552.44
General Journal	03/11/2024	WIRE	INVESTMENT LIQUI...		Inv Withdrawl	-194,272.31	2,773,115.85
Total 665010010 - FIRE DIST #10 EXP						-722,693.45	2,578,843.54
665010030 - FIRE DIST #10 CONST							
General Journal	02/20/2024	WIRE	INVESTMENT LIQUI...		Inv Withdrawl	-2,691.60	24,867.90
Total 665010030 - FIRE DIST #10 CONST						-2,691.60	22,176.30
665012010 - FIRE DIST #12 EXP							
Total 665012010 - FIRE DIST #12 EXP							3,000.00
665012020 - FIRE DIST #12 RESV							
Total 665012020 - FIRE DIST #12 RESV							18,726.64
665012040 - FIRE DIST #12 EMS							
Total 665012040 - FIRE DIST #12 EMS							9,765.38
665012060 - FIRE DIST #12 BOND							
Total 665012060 - FIRE DIST #12 BOND							3,301.67
665013020 - FIRE DIST #13 RESV							
Total 665013020 - FIRE DIST #13 RESV							2,131.03
665016010 - FIRE DIST #16 EXP							
							5,248.67

31

Mason County Treasurer's Office
Account QuickReport
 As of March 29, 2024

Type	Date	Num	Name	Memo	Split	Amount	Balance	
Total 665016010 - FIRE DIST #16 EXP							5,248.67	
665016020 - FIRE DIST #16 RESV							50,942.08	
Total 665016020 - FIRE DIST #16 RESV							50,942.08	
665016040 - FIRE DIST #16 EMS							700.00	
Total 665016040 - FIRE DIST #16 EMS							700.00	
665017010 - FIRE DIST #17 EXP							30,531.68	
Total 665017010 - FIRE DIST #17 EXP							30,531.68	
665017040 - FIRE DIST #17 EMS							86,665.44	
Total 665017040 - FIRE DIST #17 EMS							86,665.44	
665018010 - FIRE DIST #18 EXP							144,511.04	
Total 665018010 - FIRE DIST #18 EXP							144,511.04	
665018020 - FIRE DIST #18 RESV							137,916.00	
Total 665018020 - FIRE DIST #18 RESV							137,916.00	
665018040 - FIRE DIST #18 EMS							116,362.33	
Total 665018040 - FIRE DIST #18 EMS							116,362.33	
668 - MC PUBLIC TRANS BENEFIT							17,750,000.00	
Total 668 - MC PUBLIC TRANS BENEFIT							17,750,000.00	
670000010 - PORT OF ALLYN							6,314.73	
General Journal	02/07/2024	WIRE	INVESTMENT LIQUI...		Inv Withdrawl	-1,500.00	4,814.73	
General Journal	03/06/2024	WIRE	INVESTMENT LIQUI...		Inv Withdrawl	-4,814.73	0.00	
Total 670000010 - PORT OF ALLYN							-6,314.73	0.00
670005010 - PORT OF ALLYN IN DV							21,123.36	
Total 670005010 - PORT OF ALLYN IN DV							21,123.36	
670006010 - PORT OF ALLYN WT SY							537.00	
General Journal	02/07/2024	WIRE	INVESTMENT LIQUI...		Inv Withdrawl	-500.00	37.00	
Total 670006010 - PORT OF ALLYN WT SY							-500.00	37.00
670010010 - PORT OF DEWATTO							200,000.00	
Total 670010010 - PORT OF DEWATTO							200,000.00	
670020010 - PORT OF GRAPEVIEW							70,836.62	
Total 670020010 - PORT OF GRAPEVIEW							70,836.62	
670020030 -PORT OF GRAPEVIEW CC							7,832.30	
Total 670020030 -PORT OF GRAPEVIEW CC							7,832.30	
670030010 - PORT OF HOODSPORT							343,836.50	
Total 670030010 - PORT OF HOODSPORT							343,836.50	
675001015 - PHD#1 ADMIN FUND							90,767,785.39	
General Journal	01/16/2024	WIRE	INVESTMENT ACQ...		Inv Deposit	415,722.02	91,183,507.41	
General Journal	02/09/2024	WIRE	INVESTMENT ACQ...		Inv Deposit	431,013.36	91,614,520.77	
General Journal	03/06/2024	WIRE	INVESTMENT ACQ...		Inv Deposit	523,604.54	92,138,125.31	
General Journal	03/07/2024	WIRE	INVESTMENT LIQUI...		Inv Withdrawl	-1,000,000.00	91,138,125.31	
General Journal	03/19/2024	WIRE	INVESTMENT LIQUI...		Inv Withdrawl	-2,000,000.00	89,138,125.31	
Total 675001015 - PHD#1 ADMIN FUND							-1,629,660.08	89,138,125.31
675001020 - PHD#1 EMP MED BEN							66,275.56	
General Journal	01/16/2024	WIRE	INVESTMENT ACQ...		Inv Deposit	279.89	66,555.45	
General Journal	02/09/2024	WIRE	INVESTMENT ACQ...		Inv Deposit	290.22	66,845.67	
General Journal	03/06/2024	WIRE	INVESTMENT ACQ...		Inv Deposit	290.75	67,136.42	
Total 675001020 - PHD#1 EMP MED BEN							860.86	67,136.42
675001035 - MGH FUNDED DEPRC							5,570,683.90	
General Journal	01/16/2024	WIRE	INVESTMENT ACQ...		Inv Deposit	24,707.22	5,595,391.12	
General Journal	02/09/2024	WIRE	INVESTMENT ACQ...		Inv Deposit	25,626.98	5,621,018.10	
General Journal	03/06/2024	WIRE	INVESTMENT ACQ...		Inv Deposit	25,677.38	5,646,695.48	
Total 675001035 - MGH FUNDED DEPRC							76,011.58	5,646,695.48
685042010 - SD#42 GENERAL							394,819.29	
Total 685042010 - SD#42 GENERAL							394,819.29	
685042030 - SD#42 CAP PROJ							524.67	
Total 685042030 - SD#42 CAP PROJ							524.67	
685042060 - SD#42 DEBT SERVICE							74,166.60	

Mason County Treasurer's Office Account QuickReport As of March 29, 2024

Type	Date	Num	Name	Memo	Split	Amount	Balance	
Total 685042060 - SD#42 DEBT SERVICE							74,166.60	
685042080 - SD#42 ASB							1,683.69	
Total 685042080 - SD#42 ASB							1,683.69	
685042090 - SD#42 TRANS VEHICLE							100,216.95	
Total 685042090 - SD#42 TRANS VEHICLE							100,216.95	
685054010 - SD#54 GENERAL							402,608.07	
General Journal	01/31/2024	WIRE	INVESTMENT LIQUI...		Inv Withdrawl	-20,000.00	382,608.07	
General Journal	03/29/2024	WIRE	INVESTMENT ACQ...		Inv Deposit	40,000.00	422,608.07	
Total 685054010 - SD#54 GENERAL							20,000.00	422,608.07
685054030 - SD#54 CAP PROJ							67,165.01	
General Journal	01/31/2024	WIRE	INVESTMENT ACQ...		Inv Deposit	15,000.00	82,165.01	
General Journal	02/29/2024	WIRE	INVESTMENT ACQ...		Inv Deposit	40,000.00	122,165.01	
Total 685054030 - SD#54 CAP PROJ							55,000.00	122,165.01
685054060 - SD#54 DEBT SERVICE							147,499.00	
General Journal	02/29/2024	WIRE	INVESTMENT ACQ...		Inv Deposit	20,000.00	167,499.00	
General Journal	03/29/2024	WIRE	INVESTMENT ACQ...		Inv Deposit	50,000.00	217,499.00	
Total 685054060 - SD#54 DEBT SERVICE							70,000.00	217,499.00
685054080 - SD#54 ASB							7,894.72	
General Journal	02/29/2024	WIRE	INVESTMENT ACQ...		Inv Deposit	5,000.00	12,894.72	
Total 685054080 - SD#54 ASB							5,000.00	12,894.72
685054090 - SD#54 TRANS VEHICLE							146,603.80	
Total 685054090 - SD#54 TRANS VEHICLE							146,603.80	
685309030 - SD#309 CAP PROJ							30,632.12	
General Journal	01/26/2024	WIRE	INVESTMENT ACQ...		Inv Deposit	56,468.66	87,100.78	
General Journal	02/20/2024	WIRE	INVESTMENT ACQ...		Inv Deposit	133.86	87,234.64	
General Journal	03/06/2024	WIRE	INVESTMENT ACQ...		Inv Deposit	181.93	87,416.57	
Total 685309030 - SD#309 CAP PROJ							56,784.45	87,416.57
685309050 - SD#309 TR & AGENCY							245,500.76	
General Journal	01/26/2024	WIRE	INVESTMENT ACQ...		Inv Deposit	589.49	246,090.25	
General Journal	02/20/2024	WIRE	INVESTMENT ACQ...		Inv Deposit	1,080.68	247,170.93	
General Journal	03/06/2024	WIRE	INVESTMENT ACQ...		Inv Deposit	181.75	247,352.68	
Total 685309050 - SD#309 TR & AGENCY							1,851.92	247,352.68
685309060 - SD#309 DEBT SERVICE							870,323.92	
General Journal	01/26/2024	WIRE	INVESTMENT ACQ...		Inv Deposit	36,447.08	906,771.00	
General Journal	02/20/2024	WIRE	INVESTMENT ACQ...		Inv Deposit	20,058.50	926,829.50	
General Journal	03/06/2024	WIRE	INVESTMENT ACQ...		Inv Deposit	287,769.03	1,214,598.53	
Total 685309060 - SD#309 DEBT SERVICE							344,274.61	1,214,598.53
685309080 - SD#309 ASB							333,868.38	
Total 685309080 - SD#309 ASB							333,868.38	
685309090 - SD#309 TRANS VEHICLE							68,220.35	
General Journal	01/26/2024	WIRE	INVESTMENT LIQUI...		Inv Withdrawl	-12,979.12	55,241.23	
General Journal	02/20/2024	WIRE	INVESTMENT ACQ...		Inv Deposit	275.66	55,516.89	
General Journal	03/06/2024	WIRE	INVESTMENT ACQ...		Inv Deposit	6,087.63	61,604.52	
Total 685309090 - SD#309 TRANS VEHICLE							-6,615.83	61,604.52
685311010 - SD#311 GENERAL							8,453,044.29	
General Journal	01/31/2024	WIRE	INVESTMENT LIQUI...		Inv Withdrawl	-825,809.11	7,627,235.18	
General Journal	02/29/2024	WIRE	INVESTMENT ACQ...		Inv Deposit	66,292.34	7,693,527.52	
General Journal	03/05/2024	WIRE	INVESTMENT LIQUI...		Inv Withdrawl	-845.56	7,692,681.96	
General Journal	03/29/2024	WIRE	INVESTMENT ACQ...		Inv Deposit	159,566.14	7,852,248.10	
Total 685311010 - SD#311 GENERAL							-600,796.19	7,852,248.10
685311030 - SD#311 CAP PROJ							1,874,947.75	
General Journal	01/31/2024	WIRE	INVESTMENT ACQ...		Inv Deposit	33,237.19	1,908,184.94	
General Journal	02/29/2024	WIRE	INVESTMENT ACQ...		Inv Deposit	8,711.39	1,916,896.33	
General Journal	03/29/2024	WIRE	INVESTMENT LIQUI...		Inv Withdrawl	-25,433.78	1,891,462.55	
Total 685311030 - SD#311 CAP PROJ							16,514.80	1,891,462.55
685311080 - SD#311 ASB							34,201.90	
General Journal	01/31/2024	WIRE	INVESTMENT ACQ...		Inv Deposit	1,011.71	35,213.61	
General Journal	02/29/2024	WIRE	INVESTMENT ACQ...		Inv Deposit	4,507.29	39,720.90	

Mason County Treasurer's Office
Account QuickReport
As of March 29, 2024

04/16/24

Accrual Basis

Type	Date	Num	Name	Memo	Split	Amount	Balance
General Journal	03/29/2024	WIRE	INVESTMENT LIQUI...		Inv Withdrawl	-1,626.12	38,094.78
Total 685311080 - SD#311 ASB						3,892.88	38,094.78
685311090 -SD#311 TRANS VEHICLE							54,707.89
General Journal	01/31/2024	WIRE	INVESTMENT ACQ...		Inv Deposit	230.44	54,938.33
General Journal	02/29/2024	WIRE	INVESTMENT ACQ...		Inv Deposit	238.87	55,177.20
General Journal	03/29/2024	WIRE	INVESTMENT ACQ...		Inv Deposit	239.51	55,416.71
Total 685311090 -SD#311 TRANS VEHICLE						708.82	55,416.71
685402010 - SD#402 GENERAL							143,411.17
General Journal	01/05/2024	WIRE	INVESTMENT ACQ...		Inv Deposit	720,000.00	863,411.17
General Journal	01/08/2024	WIRE	INVESTMENT LIQUI...		Inv Withdrawl	-15,000.00	848,411.17
General Journal	01/18/2024	WIRE	INVESTMENT LIQUI...		Inv Withdrawl	-175,000.00	673,411.17
General Journal	02/06/2024	WIRE	INVESTMENT LIQUI...		Inv Withdrawl	-6,000.00	667,411.17
General Journal	02/16/2024	WIRE	INVESTMENT LIQUI...		Inv Withdrawl	-120,000.00	547,411.17
General Journal	02/20/2024	WIRE	INVESTMENT LIQUI...		Inv Withdrawl	-16,000.00	531,411.17
General Journal	02/29/2024	WIRE	INVESTMENT ACQ...		Inv Deposit	157,000.00	688,411.17
General Journal	03/07/2024	WIRE	INVESTMENT ACQ...		Inv Deposit	60,000.00	748,411.17
General Journal	03/18/2024	WIRE	INVESTMENT LIQUI...		Inv Withdrawl	-140,000.00	608,411.17
General Journal	03/21/2024	WIRE	INVESTMENT ACQ...		Inv Deposit	65,000.00	673,411.17
Total 685402010 - SD#402 GENERAL						530,000.00	673,411.17
685402030 - SD#402 CAP PROJ							92,500.00
General Journal	03/07/2024	WIRE	INVESTMENT ACQ...		Inv Deposit	23,000.00	115,500.00
Total 685402030 - SD#402 CAP PROJ						23,000.00	115,500.00
685402060 - SD#402 DEBT SERVICE							361,000.00
General Journal	01/05/2024	WIRE	INVESTMENT ACQ...		Inv Deposit	13,000.00	374,000.00
General Journal	02/06/2024	WIRE	INVESTMENT ACQ...		Inv Deposit	7,500.00	381,500.00
General Journal	02/16/2024	WIRE	INVESTMENT ACQ...		Inv Deposit	25,000.00	406,500.00
General Journal	02/29/2024	WIRE	INVESTMENT ACQ...		Inv Deposit	50,000.00	456,500.00
General Journal	03/07/2024	WIRE	INVESTMENT ACQ...		Inv Deposit	33,000.00	489,500.00
General Journal	03/21/2024	WIRE	INVESTMENT ACQ...		Inv Deposit	40,000.00	529,500.00
Total 685402060 - SD#402 DEBT SERVICE						168,500.00	529,500.00
685402080 - SD#402 ASB							46,341.33
General Journal	02/06/2024	WIRE	INVESTMENT LIQUI...		Inv Withdrawl	-1,000.00	45,341.33
General Journal	02/16/2024	WIRE	INVESTMENT LIQUI...		Inv Withdrawl	-1,000.00	44,341.33
Total 685402080 - SD#402 ASB						-2,000.00	44,341.33
685402090 -SD#402 TRANS VEHICLE							274,117.51
General Journal	02/06/2024	WIRE	INVESTMENT ACQ...		Inv Deposit	60,000.00	334,117.51
General Journal	03/21/2024	WIRE	INVESTMENT ACQ...		Inv Deposit	1,000.00	335,117.51
Total 685402090 -SD#402 TRANS VEHICLE						61,000.00	335,117.51
685403010 - SD#403 GENERAL							2,857,449.96
General Journal	01/12/2024	WIRE	INVESTMENT LIQUI...		Inv Withdrawl	-267,254.16	2,590,195.80
General Journal	01/31/2024	WIRE	INVESTMENT LIQUI...		Inv Withdrawl	-242,823.57	2,347,372.23
General Journal	02/16/2024	WIRE	INVESTMENT ACQ...		Inv Deposit	24,262.42	2,371,634.65
General Journal	02/20/2024	WIRE	INVESTMENT LIQUI...		Inv Withdrawl	-290,613.31	2,081,021.34
General Journal	02/29/2024	WIRE	INVESTMENT ACQ...		Inv Deposit	214,287.34	2,295,308.68
General Journal	03/15/2024	WIRE	INVESTMENT LIQUI...		Inv Withdrawl	-284,241.30	2,011,067.38
General Journal	03/29/2024	WIRE	INVESTMENT ACQ...		Inv Deposit	172,448.03	2,183,515.41
Total 685403010 - SD#403 GENERAL						-673,934.55	2,183,515.41
685403030 - SD#403 CAP PROJ							206,082.85
General Journal	01/12/2024	WIRE	INVESTMENT LIQUI...		Inv Withdrawl	-80,296.69	125,786.16
General Journal	02/16/2024	WIRE	INVESTMENT LIQUI...		Inv Withdrawl	-1,638.83	124,147.33
General Journal	03/15/2024	WIRE	INVESTMENT ACQ...		Inv Deposit	675.35	124,822.68
Total 685403030 - SD#403 CAP PROJ						-81,260.17	124,822.68
685403060 - SD#403 DEBT SERVICE							635,254.14
General Journal	01/12/2024	WIRE	INVESTMENT ACQ...		Inv Deposit	24,341.53	659,595.67
General Journal	02/16/2024	WIRE	INVESTMENT ACQ...		Inv Deposit	13,771.39	673,367.06
General Journal	03/15/2024	WIRE	INVESTMENT ACQ...		Inv Deposit	197,728.07	871,095.13
Total 685403060 - SD#403 DEBT SERVICE						235,840.99	871,095.13
685403080 - SD#403 ASB							437,561.44
General Journal	01/12/2024	WIRE	INVESTMENT LIQUI...		Inv Withdrawl	-5,742.80	431,818.64
General Journal	01/31/2024	WIRE	INVESTMENT LIQUI...		Inv Withdrawl	-11,425.36	420,393.28
General Journal	02/16/2024	WIRE	INVESTMENT ACQ...		Inv Deposit	4,116.01	424,509.29
General Journal	02/29/2024	WIRE	INVESTMENT LIQUI...		Inv Withdrawl	-730.08	423,779.21

34

Mason County Treasurer's Office Account QuickReport As of March 29, 2024

Type	Date	Num	Name	Memo	Split	Amount	Balance
General Journal	03/15/2024	WIRE	INVESTMENT LIQUI...		Inv Withdrawl	-11,032.07	412,747.14
General Journal	03/29/2024	WIRE	INVESTMENT ACQ...		Inv Deposit	7,758.53	420,505.67
Total 685403080 - SD#403 ASB						-17,055.77	420,505.67
685403090 -SD#403 TRANS VEHICLE							335,048.20
General Journal	01/12/2024	WIRE	INVESTMENT ACQ...		Inv Deposit	1,437.58	336,485.78
General Journal	02/16/2024	WIRE	INVESTMENT ACQ...		Inv Deposit	1,492.85	337,978.63
General Journal	03/15/2024	WIRE	INVESTMENT ACQ...		Inv Deposit	1,498.11	339,476.74
Total 685403090 -SD#403 TRANS VEHICLE						4,428.54	339,476.74
685404010 - SD#404 GENERAL							693,486.11
General Journal	01/31/2024	WIRE	INVESTMENT ACQ...		Inv Deposit	95,000.00	788,486.11
General Journal	02/29/2024	WIRE	INVESTMENT ACQ...		Inv Deposit	60,500.00	848,986.11
General Journal	03/29/2024	WIRE	INVESTMENT LIQUI...		Inv Withdrawl	-75,000.00	773,986.11
Total 685404010 - SD#404 GENERAL						80,500.00	773,986.11
685404030 - SD#404 CAP PROJ							1,204,665.00
General Journal	01/31/2024	WIRE	INVESTMENT ACQ...		Inv Deposit	7,900.00	1,212,565.00
General Journal	02/29/2024	WIRE	INVESTMENT LIQUI...		Inv Withdrawl	-1,900.00	1,210,665.00
General Journal	03/29/2024	WIRE	INVESTMENT LIQUI...		Inv Withdrawl	-8,000.00	1,202,665.00
Total 685404030 - SD#404 CAP PROJ						-2,000.00	1,202,665.00
685404050 - SD#404 TR & AGENCY							64,787.16
General Journal	01/31/2024	WIRE	INVESTMENT ACQ...		Inv Deposit	275.00	65,062.16
General Journal	02/29/2024	WIRE	INVESTMENT ACQ...		Inv Deposit	350.00	65,412.16
General Journal	03/29/2024	WIRE	INVESTMENT ACQ...		Inv Deposit	1,200.00	66,612.16
Total 685404050 - SD#404 TR & AGENCY						1,825.00	66,612.16
685404060 - SD#404 DEBT SERVICE							22,187.39
General Journal	01/31/2024	WIRE	INVESTMENT ACQ...		Inv Deposit	325.00	22,512.39
General Journal	02/29/2024	WIRE	INVESTMENT ACQ...		Inv Deposit	650.00	23,162.39
General Journal	03/29/2024	WIRE	INVESTMENT ACQ...		Inv Deposit	700.00	23,862.39
Total 685404060 - SD#404 DEBT SERVICE						1,675.00	23,862.39
685404080 - SD#404 ASB							26,020.76
General Journal	01/31/2024	WIRE	INVESTMENT ACQ...		Inv Deposit	100.00	26,120.76
General Journal	02/29/2024	WIRE	INVESTMENT ACQ...		Inv Deposit	638.00	26,758.76
General Journal	03/29/2024	WIRE	INVESTMENT ACQ...		Inv Deposit	200.00	26,958.76
Total 685404080 - SD#404 ASB						938.00	26,958.76
685404090 -SD#404 TRANS VEHICLE							152,839.79
General Journal	02/29/2024	WIRE	INVESTMENT LIQUI...		Inv Withdrawl	-152,000.00	839.79
General Journal	03/29/2024	WIRE	INVESTMENT ACQ...		Inv Deposit	156,000.00	156,839.79
Total 685404090 -SD#404 TRANS VEHICLE						4,000.00	156,839.79
690001010 - BWD DIST#1 M&O							711.57
Total 690001010 - BWD DIST#1 M&O							711.57
690001045 - BWD #1 CAP IMPR FAC							1,048.51
Total 690001045 - BWD #1 CAP IMPR FAC							1,048.51
690002010 - TEW DIST#2 GENERAL							27,481.80
Total 690002010 - TEW DIST#2 GENERAL							27,481.80
690002020 - TEW DIST #2 RESV MT							26,983.79
Total 690002020 - TEW DIST #2 RESV MT							26,983.79
690002065 - TEW DIST #2 WTR REV							118,781.64
Total 690002065 - TEW DIST #2 WTR REV							118,781.64
690002130 -TEW DIST #2 ASMT REV							8,533.18
Total 690002130 -TEW DIST #2 ASMT REV							8,533.18
690003020 - MLWD#3 CAP IMP RESV							147,734.80
Total 690003020 - MLWD#3 CAP IMP RESV							147,734.80
690005010 -HARSTENE PT WTR/SWR							120,000.00
Total 690005010 -HARSTENE PT WTR/SWR							120,000.00
690005020 -HARSTENE PT W/S RESV							379,343.10
General Journal	01/18/2024	WIRE	INVESTMENT ACQ...		Inv Deposit	1,998.55	381,341.65
General Journal	02/01/2024	WIRE	INVESTMENT ACQ...		Inv Deposit	48,409.51	429,751.16
General Journal	02/07/2024	WIRE	INVESTMENT ACQ...		Inv Deposit	1,989.89	431,741.05
General Journal	03/06/2024	WIRE	INVESTMENT ACQ...		Inv Deposit	1,962.10	433,703.15

35

Mason County Treasurer's Office Account QuickReport As of March 29, 2024

Type	Date	Num	Name	Memo	Split	Amount	Balance
Total 690005020 -HARSTENE PT W/S RESV						54,360.05	433,703.15
690005030 -HARSTENE PT W/S ECOL							42,867.07
General Journal	01/18/2024	WIRE	INVESTMENT ACQ...		Inv Deposit	181.06	43,048.13
General Journal	02/07/2024	WIRE	INVESTMENT ACQ...		Inv Deposit	187.53	43,235.66
General Journal	03/06/2024	WIRE	INVESTMENT ACQ...		Inv Deposit	188.00	43,423.66
Total 690005030 -HARSTENE PT W/S ECOL						556.59	43,423.66
690005050-HARTSTENE DWSFR LOAN							21,516.87
General Journal	01/18/2024	WIRE	INVESTMENT ACQ...		Inv Deposit	6,386.70	27,903.57
General Journal	02/07/2024	WIRE	INVESTMENT ACQ...		Inv Deposit	6,411.28	34,314.85
General Journal	03/06/2024	WIRE	INVESTMENT ACQ...		Inv Deposit	6,436.82	40,751.67
Total 690005050-HARTSTENE DWSFR LOAN						19,234.80	40,751.67
690005070-HARTSTENE WATER BOND							44,732.75
General Journal	01/18/2024	WIRE	INVESTMENT ACQ...		Inv Deposit	188.94	44,921.69
General Journal	02/07/2024	WIRE	INVESTMENT ACQ...		Inv Deposit	195.70	45,117.39
General Journal	03/06/2024	WIRE	INVESTMENT ACQ...		Inv Deposit	196.18	45,313.57
Total 690005070-HARTSTENE WATER BOND						580.82	45,313.57
800000010 - TDC - STATE POOL							39,596,648.15
General Journal	01/05/2024	WIRE	INVESTMENT ACQ...		Inv Deposit	2,900,000.00	42,496,648.15
General Journal	01/08/2024	WIRE	INVESTMENT ACQ...		Inv Deposit	181,456.01	42,678,104.16
General Journal	01/10/2024	WIRE	INVESTMENT LIQUI...		Inv Withdrawl	-1,600,000.00	41,078,104.16
General Journal	01/12/2024	WIRE	INVESTMENT LIQUI...		Inv Withdrawl	-1,000,000.00	40,078,104.16
General Journal	01/16/2024	WIRE	INVESTMENT LIQUI...		Inv Withdrawl	-390,151.77	39,687,952.39
General Journal	01/18/2024	WIRE	INVESTMENT LIQUI...		Inv Withdrawl	-1,500,000.00	38,187,952.39
General Journal	01/19/2024	WIRE	INVESTMENT ACQ...		Inv Deposit	11,000.00	38,198,952.39
General Journal	01/25/2024	WIRE	INVESTMENT LIQUI...		Inv Withdrawl	-2,400,000.00	35,798,952.39
General Journal	01/26/2024	WIRE	INVESTMENT ACQ...		Inv Deposit	600,000.00	36,398,952.39
General Journal	01/31/2024	WIRE	INVESTMENT ACQ...		Inv Deposit	4,517,100.00	40,916,052.39
General Journal	02/01/2024	WIRE	INVESTMENT LIQUI...		Inv Withdrawl	-48,409.51	40,867,642.88
General Journal	02/05/2024	WIRE	INVESTMENT ACQ...		Inv Deposit	5,000,000.00	45,867,642.88
General Journal	02/07/2024	WIRE	INVESTMENT LIQUI...		Inv Withdrawl	-6,784.40	45,860,858.48
General Journal	02/08/2024	WIRE	INVESTMENT LIQUI...		Inv Withdrawl	-3,264,000.00	42,596,858.48
General Journal	02/09/2024	WIRE	INVESTMENT LIQUI...		Inv Withdrawl	-456,930.56	42,139,927.92
General Journal	02/13/2024	WIRE	INVESTMENT LIQUI...		Inv Withdrawl	-3,900,000.00	38,239,927.92
General Journal	02/15/2024	WIRE	INVESTMENT ACQ...		Inv Deposit	2,189.00	38,242,116.92
General Journal	02/16/2024	WIRE	INVESTMENT ACQ...		Inv Deposit	53,996.16	38,296,113.08
General Journal	02/20/2024	WIRE	INVESTMENT ACQ...		Inv Deposit	296,192.80	38,592,305.88
General Journal	02/22/2024	WIRE	INVESTMENT ACQ...		Inv Deposit	175,900.00	38,768,205.88
General Journal	02/23/2024	WIRE	INVESTMENT LIQUI...		Inv Withdrawl	-2,900,000.00	35,868,205.88
General Journal	02/28/2024	WIRE	INVESTMENT ACQ...		Inv Deposit	4,600.00	35,872,805.88
General Journal	02/29/2024	WIRE	INVESTMENT LIQUI...		Inv Withdrawl	-473,548.03	35,399,257.85
General Journal	03/05/2024	WIRE	INVESTMENT ACQ...		Inv Deposit	10,500,845.56	45,900,103.41
General Journal	03/06/2024	WIRE	INVESTMENT LIQUI...		Inv Withdrawl	-847,761.38	45,052,342.03
General Journal	03/07/2024	WIRE	INVESTMENT LIQUI...		Inv Withdrawl	-5,000,000.00	40,052,342.03
General Journal	03/08/2024	WIRE	INVESTMENT ACQ...		Inv Deposit	1,000,000.00	41,052,342.03
General Journal	03/11/2024	WIRE	INVESTMENT ACQ...		Inv Deposit	194,272.31	41,246,614.34
General Journal	03/12/2024	WIRE	INVESTMENT LIQUI...		Inv Withdrawl	-1,950,000.00	39,296,614.34
General Journal	03/15/2024	WIRE	INVESTMENT ACQ...		Inv Deposit	95,371.84	39,391,986.18
General Journal	03/18/2024	WIRE	INVESTMENT ACQ...		Inv Deposit	140,000.00	39,531,986.18
General Journal	03/19/2024	WIRE	INVESTMENT LIQUI...		Inv Withdrawl	-1,000,000.00	38,531,986.18
General Journal	03/21/2024	WIRE	INVESTMENT LIQUI...		Inv Withdrawl	-2,500,000.00	36,031,986.18
General Journal	03/22/2024	WIRE	INVESTMENT LIQUI...		Inv Withdrawl	-1,400,000.00	34,631,986.18
General Journal	03/26/2024	WIRE	INVESTMENT LIQUI...		Inv Withdrawl	-3,500,000.00	31,131,986.18
General Journal	03/29/2024	WIRE	INVESTMENT ACQ...		Inv Deposit	5,000,000.00	36,131,986.18
Total 800000010 - TDC - STATE POOL						-3,464,661.97	36,131,986.18
800000030 - TDC - AGENCY BONDS							13,574,610.26
General Journal	01/03/2024	WIRE	INVESTMENT LIQUI...	GRANT COU...	Inv Matured	-519,347.00	13,055,263.26
General Journal	01/12/2024	WIRE	INVESTMENT LIQUI...	FFCB CUSIP ...	Inv Called	-249,925.75	12,805,337.51
General Journal	02/12/2024	WIRE	INVESTMENT ACQ...	FFCB CUSIP ...	Inv Purchased	499,478.50	13,304,816.01
General Journal	02/14/2024	WIRE	INVESTMENT LIQUI...	FHLB CUSIP ...	Inv Matured	-249,191.50	13,055,624.51
General Journal	02/15/2024	WIRE	INVESTMENT ACQ...	FFCB CUSIP ...	Inv Purchased	315,392.00	13,371,016.51
General Journal	03/22/2024	WIRE	INVESTMENT ACQ...	FHLB CUSIP ...	Inv Purchased	248,404.48	13,619,420.99
General Journal	03/29/2024	WIRE	INVESTMENT LIQUI...	FFCB CUSIP ...	Inv Matured	-250,000.00	13,369,420.99
Total 800000030 - TDC - AGENCY BONDS						-205,189.27	13,369,420.99
800000040 - TDC - REG WARRANTS							0.00
General Journal	01/08/2024	WIRE	INVESTMENT ACQ...	RW #61 SD#3...	Inv Purchased	92,194.60	92,194.60
General Journal	01/17/2024	WIRE	INVESTMENT LIQUI...	RW#61 SD#3...	Inv Called	-30,093.19	62,101.41
General Journal	01/17/2024	WIRE	INVESTMENT ACQ...	RW#62 SD#3...	Inv Purchased	44,997.20	107,098.61
General Journal	01/17/2024	WIRE	INVESTMENT ACQ...	RW#63 SD#3...	Inv Purchased	791,888.00	898,986.61
General Journal	01/24/2024	WIRE	INVESTMENT LIQUI...	RW #61 SD#3...	Inv Called	-62,101.41	836,885.20

30

Mason County Treasurer's Office
Account QuickReport
 As of March 29, 2024

Type	Date	Num	Name	Memo	Split	Amount	Balance
General Journal	01/24/2024	WIRE	INVESTMENT LIQUI...	RW#62 SD#3...	Inv Called	-44,997.20	791,888.00
General Journal	01/31/2024	WIRE	INVESTMENT LIQUI...	RW#63 SD#3...	Inv Called	-791,888.00	0.00
General Journal	02/02/2024	WIRE	INVESTMENT ACQ...	RW #64 SD#3...	Inv Purchased	233,503.31	233,503.31
General Journal	02/07/2024	WIRE	INVESTMENT LIQUI...	RW#64 SD#3...	Inv Called	-52,094.59	181,408.72
General Journal	02/07/2024	WIRE	INVESTMENT ACQ...	RW#65 SD#3...	Inv Purchased	29,754.86	211,163.58
General Journal	02/07/2024	WIRE	INVESTMENT ACQ...	RW#66 SD#3...	Inv Purchased	194,590.06	405,753.64
General Journal	02/08/2024	WIRE	INVESTMENT LIQUI...	RW #64 SD#3...	Inv Called	-20,353.27	385,400.37
General Journal	02/12/2024	WIRE	INVESTMENT ACQ...	RW #67 SD#3...	Inv Purchased	803,816.00	1,189,216.37
General Journal	02/14/2024	WIRE	INVESTMENT LIQUI...	RW #64 SD#3...	Inv Called	-84,800.00	1,104,416.37
General Journal	02/20/2024	WIRE	INVESTMENT ACQ...	RW #68 SD#3...	Inv Purchased	356,219.62	1,460,635.99
General Journal	02/28/2024	WIRE	INVESTMENT LIQUI...	RW#64 SD#3...	Inv Called	-76,255.45	1,384,380.54
General Journal	02/28/2024	WIRE	INVESTMENT LIQUI...	RW#65 SD#3...	Inv Called	-29,754.86	1,354,625.68
General Journal	02/28/2024	WIRE	INVESTMENT LIQUI...	RW#66 SD#3...	Inv Called	-116,639.86	1,237,985.82
General Journal	02/29/2024	WIRE	INVESTMENT LIQUI...	RW#66 SD#3...	Inv Called	-77,950.20	1,160,035.62
General Journal	02/29/2024	WIRE	INVESTMENT LIQUI...	RW#67 SD#3...	Inv Called	-803,816.00	356,219.62
General Journal	02/29/2024	WIRE	INVESTMENT LIQUI...	RW#68 SD#3...	Inv Called	-356,219.62	0.00
General Journal	03/06/2024	WIRE	INVESTMENT ACQ...	RW#69 PORT...	Inv Purchased	6,199.10	6,199.10
General Journal	03/08/2024	WIRE	INVESTMENT ACQ...	RW#70 SD#3...	Inv Purchased	153,388.90	159,588.00
General Journal	03/13/2024	WIRE	INVESTMENT ACQ...	RW#71 SD#3...	Inv Purchased	805,115.91	964,703.91
General Journal	03/15/2024	WIRE	INVESTMENT LIQUI...	RW#70 SD#3...	Inv Called	-153,388.90	811,315.01
General Journal	03/15/2024	WIRE	INVESTMENT ACQ...	RW#72 SD#3...	Inv Purchased	395,407.63	1,206,722.64
General Journal	03/19/2024	WIRE	INVESTMENT ACQ...	RW#73 SD#3...	Inv Purchased	107,892.01	1,314,614.65
General Journal	03/20/2024	WIRE	INVESTMENT LIQUI...	RW#69 PORT...	Inv Called	-6,199.10	1,308,415.55
General Journal	03/29/2024	WIRE	INVESTMENT LIQUI...	RW#71 SD#3...	Inv Called	-805,115.91	503,299.64
General Journal	03/29/2024	WIRE	INVESTMENT LIQUI...	RW#72 SD#3...	Inv Called	-395,407.63	107,892.01
General Journal	03/29/2024	WIRE	INVESTMENT LIQUI...	RW#73 SD#3...	Inv Called	-107,892.01	0.00
Total 800000040 - TDC - REG WARRANTS						0.00	0.00
Total STATE POOL INVESTMENT LEDGER						-2,433,272.36	245,153,301.28
TOTAL						-2,433,272.36	245,153,301.28


37

U.S. DEPARTMENT OF THE TREASURY

Daily Treasury Bill Rates

Get updates to this content

NOTICE: See Developer Notice on changes to the XML data feeds

 View the XML feed

 Download the XSD Schema for the XML feed

Render the XML feed in a browser

Download the daily XML files for all data sets

Download CSV

Select type of Interest Rate Data

Daily Treasury Bill Rates

Select Time Period

2024

Apply

Date	4 WEEKS		8 WEEKS		13 WEEKS		17 WEEKS		26 WEEKS		52 WEEKS	
	BANK DISCOUNT	COUPON EQUIVALENT	BANK DISCOUNT	COUPON EQUIVALENT	BANK DISCOUNT	COUPON EQUIVALENT	BANK DISCOUNT	COUPON EQUIVALENT	BANK DISCOUNT	COUPON EQUIVALENT	BANK DISCOUNT	COUPON EQUIVALENT
03/28/2024	5.29	5.39	5.28	5.40	5.23	5.37	5.22	5.39	5.13	5.34	4.79	5.03
04/01/2024	5.29	5.39	5.27	5.39	5.23	5.37	5.21	5.37	5.13	5.34	4.83	5.08
04/02/2024	5.29	5.38	5.25	5.37	5.22	5.36	5.20	5.36	5.11	5.32	4.82	5.07
04/03/2024	5.27	5.36	5.24	5.35	5.22	5.36	5.20	5.36	5.11	5.32	4.80	5.04
04/04/2024	5.26	5.35	5.26	5.38	5.21	5.35	5.20	5.36	5.10	5.31	4.78	5.02
04/05/2024	5.27	5.37	5.27	5.39	5.23	5.37	5.21	5.37	5.12	5.33	4.82	5.06
04/08/2024	5.27	5.37	5.27	5.39	5.23	5.37	5.22	5.39	5.12	5.33	4.84	5.09
04/09/2024	5.27	5.36	5.27	5.39	5.23	5.37	5.21	5.37	5.11	5.32	4.81	5.05
04/10/2024	5.28	5.37	5.28	5.40	5.25	5.39	5.24	5.41	5.17	5.38	4.95	5.20
04/11/2024	5.28	5.38	5.27	5.39	5.25	5.39	5.23	5.40	5.16	5.37	4.93	5.18
04/12/2024	5.28	5.38	5.27	5.39	5.25	5.39	5.22	5.39	5.14	5.35	4.90	5.15
04/15/2024	5.29	5.39	5.28	5.40	5.25	5.39	5.24	5.41	5.16	5.37	4.93	5.18

Monday Apr 15, 2024

Daily Treasury Bill Rates: These rates are the daily secondary market quotations on the most recently auctioned Treasury Bills for each maturity tranche (4-week, 8-week, 13-week, 17-week, 26-week, and 52-week) for which Treasury currently issues new bills. Market quotations are obtained at approximately 3:30 PM each business day by the Federal Reserve Bank of New York. The Bank Discount rate is the rate at which a bill is quoted in the secondary market and is based on the par value, amount of the discount and a 360-day year. The Coupon Equivalent, also called the Bond Equivalent, or the Investment Yield, is the bill's yield based on the purchase price, discount, and a 365- or 366-day year. The Coupon Equivalent can be used to compare the yield on a discount bill to the yield on a nominal coupon security that pays semiannual interest with the same maturity date.

LGIP Daily Yield

Daily, 3-day, 7-day, 30-day and True 30-day yield earnings figures from the Local Government Investment Pool.

Daily Yield: The net earnings figure that is calculated daily using the investment income earned (excluding realized gains or losses) each day, assuming daily amortization and/or accretion of income of all fixed income securities held by the Fund, less the administrative fee.

7 Day Yield: The daily factor is reported on an annualized 7-day basis, using the daily factors from the previous 7 calendar days.

30 Day Yield: The daily factor is reported on an annualized 30-day basis, using the daily factors from the previous 30 calendar days.

True 30 Day Yield: The net daily earnings figure that is calculated using the total net earnings including realized gains and losses occurring each day, less the administrative fee.

Date

March 2024
▼

Date	Daily Yield	7-Day Yield	30-Day Yield	True 30-Day Yield
03/31	5.428302	5.428484	5.427903	5.433486
03/30	5.428220	5.427239	5.427239	5.432822
03/29	5.425268	5.425995	5.427437	5.433020
03/28	5.429045	5.425162	5.427264	5.432848
03/27	5.426447	5.423772	5.427060	5.432643
03/26	5.423768	5.422195	5.426962	5.432545
03/25	5.421436	5.421209	5.426804	5.432387

12:38 PM

04/16/24

Accrual Basis

Mason County Treasurer's Office
Account QuickReport
 As of March 29, 2024

Type	Date	Num	Name	Memo	Split	Amount	Balance	
BONDS & LOANS - MASON COUNTY							16,550,121.08	
WATER METER BEARDS COVE '18A							153,730.00	
Total WATER METER BEARDS COVE '18A							153,730.00	
MASON COUNTY LTGO 2021 REF BD							2,273,650.00	
Total MASON COUNTY LTGO 2021 REF BD							2,273,650.00	
MASON COUNTY LTGO 2020B REF BD							1,079,815.00	
Total MASON COUNTY LTGO 2020B REF BD							1,079,815.00	
MASON COUNTY LTGO 2020A REF BD							4,807,080.00	
Total MASON COUNTY LTGO 2020A REF BD							4,807,080.00	
WATER METER BEARDS COVE '19							100,846.08	
General Journal	02/05/2024	WIRE	USDA Rural Develop...	M-99328 \$1,5...	Bond Principal ...	-786.28	100,059.80	
Total WATER METER BEARDS COVE '19							-786.28	100,059.80
MAS0144-2-1 PUBLIC WKS BD FUND							3,595,000.00	
Total MAS0144-2-1 PUBLIC WKS BD FUND							3,595,000.00	
N Bay/Case Inlet LTGO REF 2017							3,670,000.00	
Total N Bay/Case Inlet LTGO REF 2017							3,670,000.00	
Mason County LTGO 2013 B - Jail							870,000.00	
Total Mason County LTGO 2013 B - Jail							870,000.00	
Total BONDS & LOANS - MASON COUNTY							-786.28	16,549,334.80
TOTAL							-786.28	16,549,334.80

Overview of Registered Warrants by District and Year

Year	District Name	Fund	Amount Registered	Amount Redeemed	Interest Earned	YE Outstanding Balance
2022	Shelton School District #309	Capital Projects	\$ 272,184.88	\$ 272,184.88	\$ 1,674.67	
2022	Shelton School District #309	General Fund	\$ 27,403,208.98	\$ 27,403,208.98	\$ 7,479.48	
2022	Totals		\$ 27,675,393.86	\$ 27,675,393.86	\$ 9,154.15	\$ -
2023	Shelton School District #309	General Fund	\$ 34,099,671.06	\$ 34,099,671.06	\$ 16,280.22	
2023	Totals		\$ 34,099,671.06	\$ 34,099,671.06	\$ 16,280.22	\$ -
2024	Port of Allyn	General Fund	\$ 45,972.10	\$ 6,199.10	\$ 17.69	\$ 39,773.00
2024	Shelton School District #309	General Fund	\$ 14,550,701.59	\$ 13,274,011.71	\$ 16,095.77	\$ 1,276,689.88
2024	YTD Totals thru 4/16/2024		\$ 14,596,673.69	\$ 13,280,210.81	\$ 16,113.46	\$ 1,316,462.88

Notes: School Districts get a monthly apportionment from the State portion of Property Taxes the last working day of each month.

The Shelton School District has been able to redeem their registered warrants monthly based on their monthly apportionment and their portion of local school district property taxes and general revenues. However, their expenditures continue to exceed their available cash on hand during the month to cover them to their next apportionment.

So the cycle of registering warrants continues. I don't see anything changing with the school district soon, as long as we continue to have the resources to cover them. It is a good investment for us and at this time does not impact our cash flow.

Port of Allyn - the amount being registered is small and I will continue to watch them. With property taxes due this month they should be able to redeem the current outstanding warrants. There could be a need to continue registered warrants inbetween tax collections.

2024 MASON COUNTY TREASURER REGISTERED WARRANT LOG

REGISTERED WARRANT #	ISSUED AMOUNT	ISSUED DATE	REDEEMED AMOUNT	REDEEMED DATE	DISTRICT/DEPT NAME	INTEREST EARNED	MISC REC
61	\$ 92,194.60	1/8/2024			SD #309 General		M-98670
61		1/8/2024	\$ (30,093.19)	1/17/2024	SD#309 General Partial Redemption	\$ 55.13	M-98841-42
61		1/8/2024	\$ (62,101.41)	1/24/2024	SD #309 General Final Redemption	\$ 214.90	M99027-28
62	\$ 44,997.20	1/12/2024		1/31/2024	SD #309 General		M-98844
62		1/12/2024	\$ (44,997.20)	1/24/2024	SD #309 General	\$ 119.08	M99029-30
63	\$ 791,888.00	1/16/2024			SD #309 General		M-98844
63		1/16/2024	\$ (791,888.00)	1/31/2024	SD #309 General	\$ 2,417.97	M-99230-31
63P	\$ 2,885,533.15	1/30/2024	\$ (2,885,533.15)	1/31/2024	SD #309 General Payroll	\$ 588.17	M-99233-34
January	\$ 3,814,612.95		\$ (3,814,612.95)	\$ -		\$ 3,395.25	
64	\$ 233,503.31	2/1/2024		2/29/2024	SD #309 General		
64			\$ (52,094.59)	2/7/2024	SD #309 General Partial Redemption	\$ 63.71	M-99404-05
64			\$ (20,353.27)	2/8/2024	SD #309 General Partial Redemption	\$ 29.04	M-99436-37
64			\$ (84,800.00)	2/14/2024	SD #309 General Partial Redemption	\$ 207.42	M-99584-85
			\$ (76,255.45)	2/27/2024	SD #309 General Final Redemption	\$ 419.68	M-99894-95
65	\$ 29,754.86	2/5/2024		2/29/2024	SD #309 General		M-99406
			\$ (29,754.86)	2/27/2024	SD #309 General	\$ 139.31	M-99896-97
66	\$ 194,590.06	2/7/2024		2/29/2024	SD #309 General		M-99406
			\$ (116,639.86)	2/27/2024	SD #309 General Partial Redemption	\$ 498.61	M-99898-99
			\$ (77,950.20)	2/29/2024	SD #309 General Final Redemption	\$ 349.09	M-99945-46
67	\$ 803,816.00	2/12/2024		2/29/2024	SD #309 General		M-95517
			\$ (803,816.00)	2/29/2024	SD #309 General	\$ 2,785.39	M-99947-48
68	\$ 356,219.62	2/20/2024		2/29/2024	SD #309 General		M-99688
			\$ (356,219.62)	2/29/2024	SD #309 General	\$ 653.49	M-99949-50
68P	\$ 2,934,403.87	2/28/2024	\$ (2,934,403.87)	2/29/2024	SD #309 General Payroll	\$ 598.14	
FEBRUARY	\$ 4,552,287.72		\$ (4,552,287.72)			\$ 5,743.88	
69	\$ 6,199.10	3/5/2024		4/3/2024	Port of Allyn General		M-100090
			\$ (6,199.10)	3/19/2024	Port of Allyn General	\$ 17.69	M-100459-60
70	\$ 153,388.90	3/7/2024		3/29/2024	SD #309 General		M-100157
			\$ (153,388.90)	3/14/2024	SD #309 General	\$ 218.86	M-100348-49
71	\$ 805,115.92	3/12/2024		3/29/2024	SD #309 General		M-100273
			\$ (805,115.92)	3/29/2024	SD #309 General	\$ 2,789.89	M-100685-86
72	\$ 395,407.63	3/14/2024		3/29/2024	SD #309 General		M-100350
			\$ (395,407.63)	3/29/2024	SD #309 General	\$ 1,208.97	M-100687-88
73	\$ 107,892.01	3/18/2024		3/29/2024	SD #309 General		M-100428
			\$ (107,892.01)	3/29/2024	SD #309 General	\$ 241.59	M-100689-90
73P	\$ 2,955,145.74	3/28/2024		3/29/2024	SD #309 General Payroll		
			\$ (2,955,145.74)	3/29/2024	SD #309 General Payroll	\$ 601.55	M-100692-93
74	\$ 604,160.84	3/29/2024		4/26/2024	SD #309 GENERAL		M-100744
75	\$ 335,334.98	3/29/2024		4/26/2024	SD #309 GENERAL		M-100744
MARCH	\$ 5,362,645.12		\$ (4,423,149.30)	\$ 939,495.82		\$ 5,078.55	
76	\$ 39,773.00	4/1/2024		4/30/2024	PORT OF ALLYN		M-100784
77	\$ 31,214.90	4/8/2024		4/30/2024	SD #309 GENERAL		M-100922
78	\$ 796,140.00	4/11/2024		4/30/2024	SD #309 GENERAL		M-101013
74			\$ (490,160.84)	4/16/2024	SD #309 General Partial Redemption	\$ 1,895.78	M-
APRIL	\$ 867,127.90		\$ (490,160.84)	\$ 1,357,288.74			
2024 YTD Total	\$ 14,596,673.69		\$ (13,280,210.81)	\$ 1,316,462.88		\$ 16,113.46	

2023 MASON COUNTY TREASURER REGISTERED WARRANT LOG

REGISTERED WARRANT #	ISSUED AMOUNT	ISSUED DATE	REDEEMED AMOUNT	REDEEMED DATE	DISTRICT/DEPT NAME	INTEREST EARNED	MISC REC
43	\$ 197,953.80	1/19/2023	\$ 197,953.80	1/31/2023	SD#309 General	\$ 445.59	M90431-32
43P	\$ 2,748,856.15	1/30/2023	\$ 2,748,856.15	1/31/2023	SD#309 General Payroll	\$ 479.73	M90433-34
January	\$ 2,946,809.95		\$ 2,946,809.95			\$ 925.32	
44	\$ 90,609.17	2/16/2023			SD#309 General		
44			\$ 16,251.00	2/21/2023	SD#309 Partial Redemption	\$ 17.39	M90936-37
44			\$ 74,358.17	2/28/2023	SD#309 Final Redemption	\$ 159.15	M91105-06
44P	\$ 2,843,147.43	2/27/2023	\$ 2,843,147.43	2/28/2023	SD#309 General Payroll	\$ 511.77	M91108-09
February	\$ 2,933,756.60		\$ 2,933,756.60			\$ 688.31	
44P1	\$ 2,578,600.43	3/30/2023	\$ 2,578,600.43	3/31/2023	SD#309 General Payroll	\$ 475.45	M91901-02
March	\$ 2,578,600.43		\$ 2,578,600.43			\$ 475.45	
45	\$ 214,146.19	4/6/2023	\$ 214,146.19	4/12/2023	SD #309 General	\$ 238.67	M92186-87
46	\$ 48,958.39	4/17/2023	\$ 48,958.39	4/19/2023	SD #309 General	\$18.40	M92363-64
46P	\$ 1,434,856.95	4/27/2023	\$ 1,434,856.95	4/28/2023	SD #309 General Payroll	\$271.64	M92625-26
April	\$ 1,697,961.53		\$ 1,697,961.53			\$ 528.71	
46P1	\$ 1,532,502.01	5/30/2023	\$ 1,532,502.01	5/31/2023	SD#309 General Payroll	\$ 298.52	M93424-25
May	\$ 1,532,502.01		\$ 1,532,502.01			\$ 298.52	
47P	\$ 2,295,865.32	6/29/2023	\$ 2,295,865.32	6/30/2023	SD#309 General Payroll	\$ 451.00	M94140-41
June	\$ 2,295,865.32		\$ 2,295,865.32			\$ 451.00	
48	\$ 135,407.98	7/7/2023	\$ 135,407.98	7/31/2023	SD#309 General	\$ 665.91	M-94824
49	\$ 926,680.21	7/20/2023	\$ 926,680.21	7/31/2023	SD #309 General	\$ 2,190.52	M-94826
49P	\$ 2,909,454.87	7/28/2023	\$ 2,909,454.87	7/31/2023	SD #309 General Payroll	\$ 2,305.24	M-94828
July	\$ 3,971,543.06		\$ 3,971,543.06			\$ 5,161.67	
50	\$ 335,170.72	8/16/2023			SD #309 General		M-95243
50			\$ 38,507.61	8/28/2023	SD #309 Partial Redemption	\$ 84.48	M-95451-52
50			\$ 296,663.11	8/31/2023	SD #309 Final Redemption	\$ 946.72	M-95560-61
50P	\$ 2,727,920.85	8/30/2023	\$ 2,727,920.85	8/31/2023	SD #309 General Payroll	\$ 551.56	M-95557-58
August	\$ 3,063,091.57		\$ 3,063,091.57			\$ 1,582.76	
51P	\$ 2,764,186.36	9/28/2023	\$ 2,764,186.36	9/29/2023	SD #309 General Payroll	\$ 558.90	M-96223-24
September	\$ 2,764,186.36		\$ 2,764,186.36			\$ 558.90	
52	\$ 567,361.51	10/10/2023	\$ 567,361.51	10/24/2023	SD #309 General	\$ 1,610.37	M-96828,96831
53	\$ 199,535.53	10/17/2023	\$ 199,535.53	10/24/2023	SD #309 General	\$ 283.18	M-96829,96832
54	\$ 115,291.49	10/19/2023	\$ 115,291.49	10/24/2023	SD #309 General	\$ 116.87	M-96830,96833
55P	\$ 2,384,181.27	10/30/2023	\$ 2,384,181.27	10/31/2023	SD #309 General Payroll	\$ 483.37	M-97009
October	\$ 3,266,369.80		\$ 3,266,369.80			\$ 2,493.79	
56P	\$ 2,972,711.83	11/29/2023	\$ 2,972,711.83	11/30/2023	SD #309 General Payroll	\$ 605.13	M-97723-24
57	\$ 239,016.79	11/30/2023			SD #309 General	\$ -	
November	\$ 3,211,728.62		\$ 2,972,711.83	\$ 239,016.79		\$ 605.13	
57			\$ 101,836.43	12/4/2023	SD #309 General Partial Redem	\$ 194.36	M-97849-50
57			\$ 137,180.36	12/6/2023	SD #309 General Final Redemp	\$ 167.32	M-97883-84
58	\$ 281,498.65	12/5/2023			SD #309 General		M-97885
58			\$ 108,422.01	12/11/2023	SD #309 General Partial Redem	\$ 154.49	M-98030-31
58			\$ 173,076.64	12/22/2023	SD#309 General Final Redempt	\$ 598.08	M-98331-32
59	\$ 414,891.73	12/11/2023			SD #309 General		M-98027
59			\$ 158,000.00	12/22/2023	SD#309 General Partial Redem	\$ 353.79	M-98333-34
59			\$ 256,891.73	12/29/2023	SD#309 General Final Redempt	\$ 941.28	M-98496-97
60	\$ 217,750.00	12/15/2023			SD #309 General	\$ -	M-98169
			\$ 217,750.00	12/29/2023	SD #309 General	\$ 620.56	M-98498-99
60P	\$ 2,923,115.43	12/28/2023	\$ 2,923,115.43	12/29/2023	SD #309 General Payroll	\$ 595.03	M-98484
December	\$ 3,837,255.81		\$ 4,076,272.60	\$ (239,016.79)		\$ 2,510.66	
2023 YTD Total	\$ 34,099,671.06		\$ 34,099,671.06			\$ 16,280.22	

2022 MASON COUNTY TREASURER REGISTERED WARRANT LOG

REGISTERED WARRANT #	AMOUNT	ISSUED DATE	REDEEMED AMOUNT	REDEEMED DATE	DISTRICT/DEPT NAME	INTEREST EARNED	MISC REC
38P	\$ 3,316,983.43	1/28/2022	\$ 3,316,983.43	1/31/2022	SD#309 General Payroll	\$ 568.17	M81285-86
January	\$ 3,316,983.43		\$ 3,316,983.43			\$ 568.17	
39	\$ 272,184.88	2/23/2022		6/3/2022	SD#309 Capital Projects		
39P	\$ 2,524,049.52	2/25/2022	\$ 2,524,049.52	2/28/2022	SD#309 General Payroll	\$ 435.66	M81972-73
February	\$ 2,796,234.40		\$ 2,524,049.52	\$ 272,184.88		\$ 435.66	
39P1	\$ 2,378,666.41	3/30/2022	\$ 2,378,666.41	3/31/2022	SD#309 General Payroll	\$ 143.37	M82867-68
March	\$ 2,378,666.41		\$ 2,378,666.41			\$ 143.37	
39P2	\$ 1,807,520.79	4/28/2022	\$ 1,807,520.79	4/29/2022	SD#309 General Payroll	\$ 117.86	M83685-86
April	\$ 1,807,520.79		\$ 1,807,520.79			\$ 117.86	
39P3	\$ 1,517,037.98	5/27/2022	\$ 1,517,037.98	5/31/2022	SD#309 General Payroll	\$ 548.63	M84487-88
May	\$ 1,517,037.98		\$ 1,517,037.98			\$ 548.63	
39P4	\$ 2,567,470.13	6/29/2022		6/30/2022	SD#309 General Payroll		
39			\$ 272,184.88	6/3/2022	SD#309 Capital Projects	\$ 1,674.67	M84603-04
			\$ 2,567,470.13	6/30/2022	SD#309 General Payroll	\$ 207.51	M85256-57
June	\$ 2,567,470.13		\$ 2,839,655.01	\$ (272,184.88)		\$ 1,882.18	
40	\$ 585,000.21	7/6-8/4/2022			SD #309 General		
40			\$ 22,460.89	7/22/2022	SD#309 General Partial Redemption	\$ 28.52	M85793 & 95
40			\$ 562,539.32	7/29/2022	SD#309 General Final Redemption	\$ 1,142.96	M85984-85
40P	\$ 2,719,123.69	7/28/2022	\$ 2,719,123.69	7/29/2022	SD#309 General Payroll	\$ 263.60	M85982-83
July	\$ 3,304,123.90		\$ 3,304,123.90			\$ 1,435.08	
40P1	\$ 2,486,234.97	8/30/2022	\$ 2,486,234.97	8/31/2023	SD#309 General Payroll	\$ 287.45	M86740-41
August	\$ 2,486,234.97		\$ 2,486,234.97			\$ 287.45	
41	\$ 814,783.84	10/11/2022	\$ 814,783.84	10/27/2022	SD #309 General	\$ 1,692.96	M88135-36
41P	\$ 1,960,478.27	10/28/2022	\$ 1,960,478.27	10/31/2022	SD#309 General Payroll	\$ 1,069.94	M88225-26
October	\$ 2,775,262.11		\$ 2,775,262.11			\$ 2,762.90	
41P1	\$ 1,890,080.97	11/29/2022	\$ 1,890,080.97	11/30/2023	SD#309 General Payroll	\$ 295.16	M88931-32
November	\$ 1,890,080.97		\$ 1,890,080.97			\$ 295.16	
42	\$ 100,363.91	12/19/2022			SD#309 General		
42			\$ 4,266.08	12/27/2022	SD#309 General Partial Remption	\$ 7.56	M89599-600
42			\$ 96,097.83	12/30/2022	SD#309 General Final Remption	\$ 216.73	M89697 & 99
42P	\$ 2,735,414.86	12/29/2022	\$ 2,735,414.86	12/30/2022	SD#309 General Payroll	\$ 453.40	M89705-06
December	\$ 2,835,778.77		\$ 2,835,778.77			\$ 677.69	
2022 YTD Total	\$ 27,675,393.86		\$ 27,675,393.86	\$ -		\$ 9,154.15	