

MOTOR VEHICLE PERMIT
ISSUED BY
MASON COUNTY
Valid on County Roads Designated Below

Permit No. _____

Date: _____

Applicant or Company Name: _____ Contact Person: _____

Phone: _____ Fax: _____ Email Address: _____

Address: _____

Truck/Tractor License Plate No. _____ Trailer License Plate No. _____

State Permit #: _____

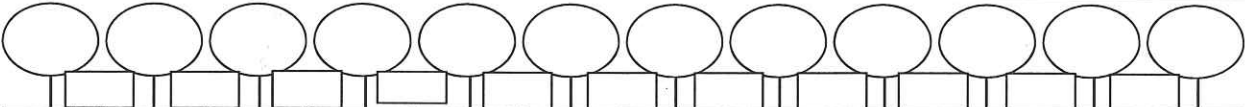


PERMISSION IS HEREBY GRANTED TO OPERATE THE VEHICLE OR VEHICLES HEREIN DESCRIBED
TRANSPORTING: _____

From (approximate milepost/address): _____ To (approximate milepost/address): _____

Via County Roads: _____

This permit is valid for the period: _____

Total gross weight _____	Width _____	Front overhang _____
Total license cap _____	Height _____	Rear overhang _____
Excess weight _____	Length _____	

Overweight Only: Axle spacing's are required if no axle spacing report is provided. Give axle spacing measured from the center of axle to center of axle in feet and inches. REPORT #: _____											
TIRES PER AXLE SPACING											
AXLE WEIGHT											
TIRE WIDTH	Tire size is shown on the sidewall of tire = 295/6dr22.5 or 11R22.5 (Example: Tire width would be 295 or 11) 										

- | | | |
|---|---|--|
| 1. Unless otherwise posted, maximum speed on all bridges is 25 m.p.h. . | 6. Red flags displayed on load. | 10. All permit movement is prohibited on the day of and during the afternoon of the day proceeding all major holidays. |
| 2. Allow no other vehicles on bridges. | 7. Pilot car ahead and in rear if OVER 11 feet wide. | 11. Subject to release by arresting agent. |
| 3. Travel center line of roadway on bridges. | 8. Daylight hours only. No movement if vision obscured by fog or inclement weather. | 12. Subject to winter road restrictions. |
| 4. Flagmen to control traffic on bridges for wide load movements. | 9. Assume responsibility for overhead obstructions. | |
| 5. Subject to bridge weight restrictions. | | |

Other: Shall not move during peak business / school hours

This permit is issued when county roads are used and I, the undersigned, acknowledge receipt of \$ _____ from permittee covering above described movement.

MASON COUNTY ENGINEER
100 W PUBLIC WORKS DRIVE
SHELTON, WASHINGTON 98584
Phone: (360) 427-9670, Extension 450
Fax: (360) 427-7783
Email: pwpermits@co.mason.wa.us

Signature _____
(To be signed by Mason County staff)

Title _____

(REVISED 10-22-20)