

RESOLUTION NO. 79-14

A RESOLUTION CERTIFYING PROPERTY TAX LEVIES
FOR COLLECTION IN 2015


WHEREAS, the board of Mason County Commissioners must by law (RCW 84.52.70) certify to the County Assessor of the County the amount of taxes levied upon the property in the county for county purposes, and the respective amounts of taxes levied by the Board for each city, town and taxing district, within or coextensive with the County, for city, town or district purposes; and,

NOW, THEREFORE, BE IT RESOLVED, by the Board of County Commissioners for Mason County, Washington that the attached schedule constitutes the levies for the county, cities and taxing districts on all taxable property in Mason County, Washington, as shown by the assessment rolls for the year 2015.

BE IT FURTHER RESOLVED, that should the valuation of one or more districts change significantly, the County Assessor with permission of the taxing district, is hereby authorized to adjust the amount of taxes levied, upon written notification to the Mason County Board of Commissioners.

DATED this 23 day of Dec. 2014.

BOARD OF COUNTY COMMISSIONERS
MASON COUNTY, WASHINGTON



J. Almanzor, Clerk of the Board




Terri Jeffreys, Chair


APPROVED AS TO FORM:



Tim Sheldon, Commissioner



Chief Deputy Prosecuting Attorney



Randy Neatherlin, Commissioner

| District | 2015 Certified Levy |
|--|-----------------------|
| Mason County | |
| COUNTY CURRENT EXPENSE | \$9,136,820.00 |
| COUNTY CURRENT EXPENSE REFUND LEVY | \$21,355.00 |
| COUNTY MENTAL HEALTH | \$170,145.00 |
| COUNTY VETERANS RELIEF | \$76,565.00 |
| Total Current Expense | \$9,404,885.00 |
| COUNTY ROAD FUND | \$7,987,340.00 |
| COUNTY ROAD FUND REFUND LEVY | \$13,134.00 |
| COUNTY ROAD - DIVERSON | \$1,500,000.00 |
| Total County Roads | \$9,500,474.00 |
| SKOKOMISH FLOOD ZONE | \$0.00 |
| Cities | |
| CITY OF SHELTON | \$1,738,000.00 |
| CITY OF SHELTON - FIREMEN'S PENSION | \$142,500.00 |
| CITY OF SHELTON BOND | \$229,650.00 |
| CITY OF SHELTON EMS | \$205,000.00 |
| Hospitals | |
| HOSPITAL DISTRICT #1 - ADMIN FUND | \$2,083,718.83 |
| HOSPITAL DISTRICT #2 | \$471,000.00 |
| Ports | |
| PORT OF ALLYN | \$265,931.68 |
| PORT OF DEWATTO | \$50,000.00 |
| PORT OF GRAPEVIEW | \$24,348.11 |
| PORT OF HOODSPORT | \$89,901.00 |
| PORT OF SHELTON | \$700,000.00 |
| Misc Districts | |
| METROPOLITAN PARK DISTRICT | \$435,000.00 |
| Schools | |
| SCHOOL DISTRICT #42 - SOUTHSIDE - M&O | \$690,000.00 |
| SCHOOL DISTRICT #42 - SOUTHSIDE - BOND | \$292,000.00 |
| SCHOOL DISTRICT #54 - GRAPEVIEW - M&O | \$689,524.00 |
| SCHOOL DISTRICT #54 - GRAPEVIEW - CAP PROJ | \$650,000.00 |
| SCHOOL DISTRICT #54 - GRAPEVIEW - BOND | \$935,000.00 |
| SCHOOL DISTRICT #65 - MCLEARY - M&O | \$685,000.00 |
| SCHOOL DISTRICT #65 - MCLEARY - BOND | \$480,000.00 |
| SCHOOL DISTRICT #68 - ELMA - M&O | \$3,170,610.00 |
| SCHOOL DISTRICT #309 - SHELTON - M&O | \$756,124.71 |
| SCHOOL DISTRICT #309 - SHELTON-BOND | \$2,830,879.61 |
| SCHOOL DISTRICT #311 - MARY M KNIGHT - M&O | \$681,476.00 |
| SCHOOL DISTRICT #402 - PIONEER - M&O | \$2,848,631.00 |
| SCHOOL DISTRICT \$403 - NORTH MASON - M&O | \$4,355,373.83 |
| SCHOOL DISTRICT \$403 - NORTH MASON - BOND | \$2,546,336.95 |
| SCHOOL DISTRICT #404 - HOOD CANAL - M&O | \$1,511,530.00 |

| | |
|--|--------------|
| SCHOOL DISTRICT #404 - HOOD CANAL - BOND | \$800,000.00 |
|--|--------------|

| District | 2015 Certified Levy |
|---------------------------|---------------------|
| | |
| Fire Districts | |
| FIRE DISTRICT #1 EXPENSE | \$121,397.71 |
| FIRE DISTRICT #1 EMS | \$43,135.10 |
| FIRE DISTRICT #3 EXPENSE | \$385,963.45 |
| FIRE DISTRICT #3 EMS | \$69,939.99 |
| FIRE DISTRICT #4 EXPENSE | \$941,153.99 |
| FIRE DISTRICT #5 EXPENSE | \$2,954,676.78 |
| FIRE DISTRICT #5 EMS | \$605,516.35 |
| FIRE DISTRICT #6 EXPENSE | \$549,271.78 |
| FIRE DISTRICT #6 EMS | \$141,682.00 |
| FIRE DISTRICT # 9 EXPENSE | \$90,000.00 |
| FIRE DISTRICT #9 EMS | \$67,000.00 |
| NMRFA #10 EXPENSE | \$2,308,674.28 |
| NMRFA #10 EMS | \$805,990.36 |
| FIRE DISTRICT #11 EXPENSE | \$236,000.00 |
| FIRE DISTRICT #11 EMS | \$47,000.00 |
| FIRE DISTRICT #12 EXPENSE | \$87,411.08 |
| FIRE DISTRICT #12 EMS | \$70,122.38 |
| FIRE DISTRICT #13 EXPENSE | \$149,038.18 |
| FIRE DISTRICT #13 EMS | \$91,106.69 |
| FIRE DISTRICT #16 EXPENSE | \$111,750.39 |
| FIRE DISTRICT #17 EXPENSE | \$78,000.00 |
| FIRE DISTRICT #17 EMS | \$38,000.00 |
| FIRE DISTRICT #18 EXPENSE | \$225,000.00 |
| FIRE DISTRICT #18 EMS | \$93,000.00 |